

**TENTH REPORT OF THE COURT MONITOR
ON PROGRESS TOWARDS COMPLIANCE
WITH THE AGREEMENT:
U.S. v. STATE OF DELAWARE**

U.S. District Court for the District of Delaware, Civil Action No: 11-591-LPS

9/19/2016

1 Karen¹ describes her life as a journey through hell and back. As a child, when she entered
2 Delaware’s mental health system, she was shy to the point that she wouldn’t speak. She
3 mostly kept her head down and stared at her feet, but would sometimes throw tantrums for
4 no apparent reason. As an adult, she had a history of repeatedly overdosing. Within the
5 Delaware Psychiatric Center, where Karen reports she was admitted around 30 times, she
6 would bang her head against the brick wall. “It was torture,” she said, “Like a prison. You
7 have no freedom. I remember looking out the window and thinking ‘When is it going to
8 end?’” Karen now describes with pride how, with the assistance of the CRISP program, she
9 has taken control of her own recovery. “I’m doing so much better now than I’ve ever been
10 in my life. I get upset and I bounce right back.” She lives in her own apartment in an
11 ordinary apartment complex. She cooks and cleans and has plans to help others, perhaps as
12 a peer specialist. “Life is wonderful now.”

13 #####

14 Jerry had been working as an emergency responder, but after becoming seriously injured in
15 an accident and followed by the breakup of his marriage, his life seemed to fall apart. He
16 estimates that he tried to harm himself—through overdosing on pills or stabbing himself—
17 about 20 times. He started drinking heavily to soothe his depression, but became a “fall
18 down drunk.” He was admitted to the Delaware Psychiatric Center several times and was
19 diagnosed with bipolar disorder. He is now receiving outpatient mental health services and
20 alcohol treatment and has been clean for six months. Jerry lives in his own apartment, which

¹ To protect their privacy, peers’ names used in this report have been changed.

21 he describes as nice, and finds his treatment team to be very supportive of his recovery. He
22 is thinking about job prospects and, while he admits to being “a little scared every day,”
23 describes himself as now optimistic. He reads a lot, stays in touch with his family, and
24 attends to grocery shopping and other household chores.

25 #####

26 Susan has had a very difficult life. Beginning as a teenager, she was the victim of abuse
27 and molestation. She has been diagnosed as having paranoid schizophrenia and guesses
28 that she was psychiatrically hospitalized 15 or 20 times. When outside of a hospital, much
29 of Susan’s adult life was spent in homelessness. She described living in shelters, sleeping
30 on park benches, or huddled with other homeless people; “It was scary and dangerous, but
31 you just keep on going. Never stay in one place too long.” She reported the many indignities
32 of being homeless: trying to find a private place to relieve herself because she was denied
33 access to restrooms; police harassing her—shooing her away, telling her to go down the
34 street or to another city, and threatening to arrest her for vagrancy; and being looked down
35 upon by passersby. “Try living on the streets without food and rest for days on end. Tell
36 me how strong you’re going to be,” she said. And hers was a lonely life, “Most people are
37 unable to understand me or they don’t take the time to get to know me. I would hang out in
38 bars because I didn’t have any friends.” Susan’s life is vastly different now. For more than
39 a year and a half, she has received supported housing services, living in her own apartment
40 in what she describes as a “decent neighborhood, safe.” This is the longest period of time
41 that Susan has had a stable home in her adult life. Susan describes her apartment as
42 spacious, with a washer and dryer, a garbage disposal, and dishwasher. “I have a lovely
43 apartment; I love it.” In sharp contrast to being concerned about survival on the streets, she
44 now describes her efforts to live within her budget (she doesn’t use the dishwasher to help
45 keep her electric bill low), and she reminded herself to pick up some carpet cleaner because
46 she had spilled something on her rug. Susan feels that her treatment team affords her dignity
47 and respect, and describes her very close relationship with an individual providing her with
48 peer supports. “My life is a miracle,” she says.

49 #####

50

51 This is the tenth report of the Court Monitor (Monitor) on the implementation by the State of Delaware
52 (State) of its Settlement Agreement (Agreement) with the U.S. Department of Justice (DOJ) relating to
53 its services for individuals with Serious and Persistent Mental Illness (SPMI). The Agreement, which
54 went into effect on July 15, 2011, requires the State to comply with the Americans with Disabilities Act
55 (ADA), the Supreme Court’s decision in *Olmstead v. L.C. (Olmstead)*, and other laws that require public
56 systems to support individuals with SPMI to live successfully in their communities without being
57 subjected to unwarranted institutional segregation. In slightly longer than five years of implementing
58 the Agreement, the State has made dramatic improvements in its services to Delawareans with SPMI.
59 While this report presents substantial aggregate data in support of the Monitor’s finding that the State is
60 now in Substantial Compliance with the requirements of the Agreement, the stories above speak to its
61 individual human outcomes. They reflect individuals who have struggled against incredible
62 challenges—clinically and otherwise—and who are pursuing recovery that might have been unthinkable
63 not so long ago. Today, these individuals’ lives are not dramatic; remembering to pick up some rug
64 cleaner is a mundane matter. Yet, for these and other members of the Agreement’s target population,
65 that life could become so mundane *is* dramatic. It is also what is at the heart of the ADA, *Olmstead*, and
66 the Agreement: affording individuals who had been relegated to the margins of society the services and
67 opportunities they need to live ordinary lives in the community mainstream.

68 This report presents a detailed analysis of Delaware’s success in complying with the Agreement and in
69 achieving the kind of outcomes reported by these three individuals when they were interviewed by the
70 Monitor in July, 2016. These individuals have made substantial progress and are now on pathways
71 towards further improving their lives. Likewise, Delaware’s service systems affecting these and other
72 people with SPMI have made substantial progress and are on a trajectory to achieve further progress.
73 These systems are not perfect, but they are increasingly aligned to promote recovery, self-determination,
74 and community integration.

75 This report begins with information about the population of individuals targeted as the prime
76 beneficiaries of the Agreement, followed by information about some cross-cutting systemic changes that
77 have broadly affected implementation of the Agreement, and then a discussion of the State’s compliance
78 with regard to specific provisions of the Agreement. The State is now in Substantial Compliance with
79 each of these provisions.

80 **A. Target Population**

81 Section II.B of the Agreement defines the population to be served, as well as specific sub-populations
82 that are prioritized based upon their elevated risk of institutional segregation:

83 1. The target population for the community services described in this section is the subset
84 of the individuals who have serious and persistent mental illness (SPMI) who are at the
85 highest risk of unnecessary institutionalization. SPMI is a diagnosable mental,
86 behavioral, or emotional disorder of sufficient duration to meet diagnostic criteria and
87 has been manifest in the last year, has resulted in functional impairment which
88 substantially interferes with or limits one or more major life activities, and has episodic,
89 recurrent, or persistent features.

90 2. Priority for receipt of services will be given to the following individuals within the target
91 population due to their high risk of unnecessary institutionalization:

- 92 a. People who are currently at Delaware Psychiatric Center, including those on
93 forensic status for whom the relevant court approves community placement;
- 94 b. People who have been discharged from Delaware Psychiatric Center within the last
95 two years and who meet any of the criteria below;
- 96 c. People who are, or have been, admitted to private institutions for mental disease
97 ("IMDs") in the last two years;²
- 98 d. People with SPMI who have had an emergency room visit in the last year, due to
99 mental illness or substance use;
- 100 e. People with SPMI who have been arrested, incarcerated, or had other encounters
101 with the criminal justice system in the last year due to conduct related to their
102 serious mental illness; or

² IMDs are privately owned psychiatric hospitals. The IMDs currently serving the target population are Dover Behavioral Health, MeadowWood Behavioral Health, and Rockford Center. A fourth IMD is being developed in Sussex County, but is not yet operational.

103 f. People with SPMI who have been homeless for one full year or have had four or
 104 more episodes of homelessness in the last three years.

105 To construct the required Target Population Priority List (TPPL), in the first year of implementation the
 106 Monitor and the State agreed on a list of psychiatric diagnoses that are indicative of SPMI. This list is
 107 included in Appendix-A. In addition, the Monitor and the State devised a set of strategies to identify an
 108 initial population for inclusion on the TPPL (e.g., individuals served through the Division of Substance
 109 Abuse and Mental Health’s (DSAMH) specialized mental health programs) and for adding new
 110 individuals to the list (e.g., psychiatric hospitalization of individuals within the Medicaid program where
 111 the discharge diagnoses included one or more of those indicative of SPMI). The TPPL list grew
 112 quickly. As of December, 2016, 12,826 individuals had been identified in accordance with the agreed
 113 upon criteria.

114 In order get a sense of the population being served and the reach of the Agreement in terms of the high-
 115 risk categories delineated above and other factors, the State has maintained data about the service
 116 histories of members of the TPPL. Table-1 presents the numbers of individuals within each high-risk

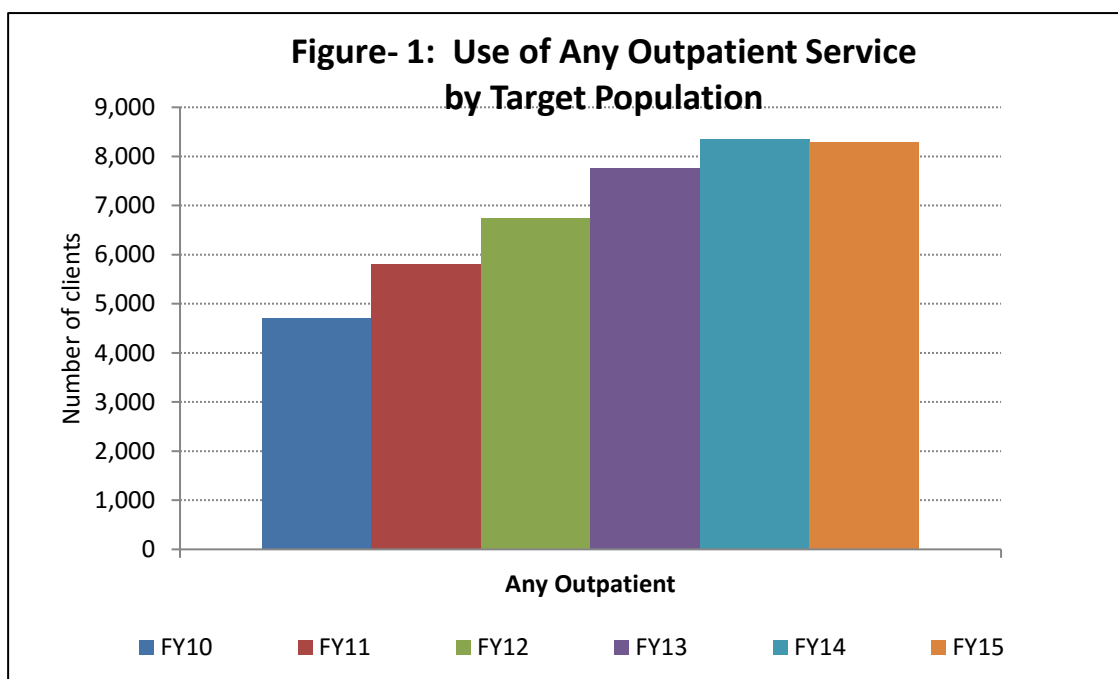
117

Table- 1 Breakdown of TPPL Risk or Inclusion Factors 12,826 Individuals December, 2016		
Risk or Inclusion Factor	Number of Individuals	Percent of Total TPPL
Hospitalization or History of Hospitalization at Delaware Psychiatric Center (DPC)	1,096	8.5%
Hospitalization or History of Hospitalization at a private psychiatric hospital (IMD)	7,070	55.1%
Emergency Room Use due to Mental Illness or Substance Use	4,116	32.1%
Criminal Justice Contact related to Mental Illness	2,764	21.5%
Homelessness	905	7.1%
Crisis Walk-In Center Use	1,058	8.2%
Target Care Management Use	3,086	24.1%
Group Home	254	2.0%
Intensive Community Mental Health Service Programs	2,937	22.9%
Generic Community Mental Health Programs	2,590	20.2%

118 category, as well as their representation as a proportion of the total TPPL. A single individual may be
119 represented in more than one risk category.

120 Working in collaboration with experts from the University of Pennsylvania (UPenn)³ the State has
121 access to analyses of overall trends relating to the target population⁴ and changes that have occurred
122 through the course of the Agreement’s implementation. As a general matter, the Agreement seeks to
123 reduce the State’s reliance on institutions such as hospitals in serving individuals with SPMI and, as is
124 discussed in detail later in this report, it requires the development of a comprehensive array of
125 community-based mental health programs. UPenn’s analysis of Medicaid claims and other data finds
126 that, indeed, outpatient mental health service use has increased significantly, as compared with use prior
127 to and at the outset of implementation. Figure-1 shows that between Fiscal Year 2010⁵—the year
128 preceding implementation of the Agreement—and Fiscal Year 2015, outpatient mental health service
129 utilization (of any type) by people with SPMI almost doubled.

130

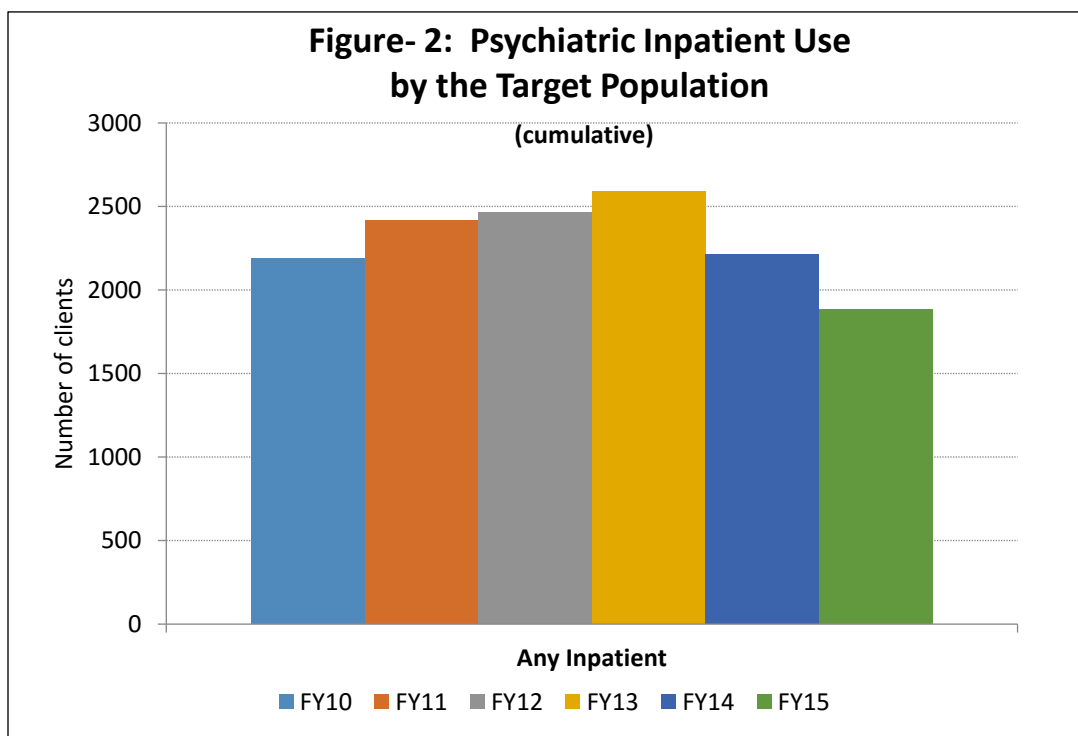


³ Center for Mental Health Policy and Services Research, Department of Psychiatry, Perelman School of Medicine, University of Pennsylvania.

⁴ It is noted that the University of Pennsylvania employs methodology for including individuals in its analyses that slightly differs from the State’s, but this difference is unlikely to significantly affect the overall trends reported.

⁵ Fiscal Year (FY) 2010 runs from July 1, 2009 through June 30, 2010 and other FYs are defined accordingly.

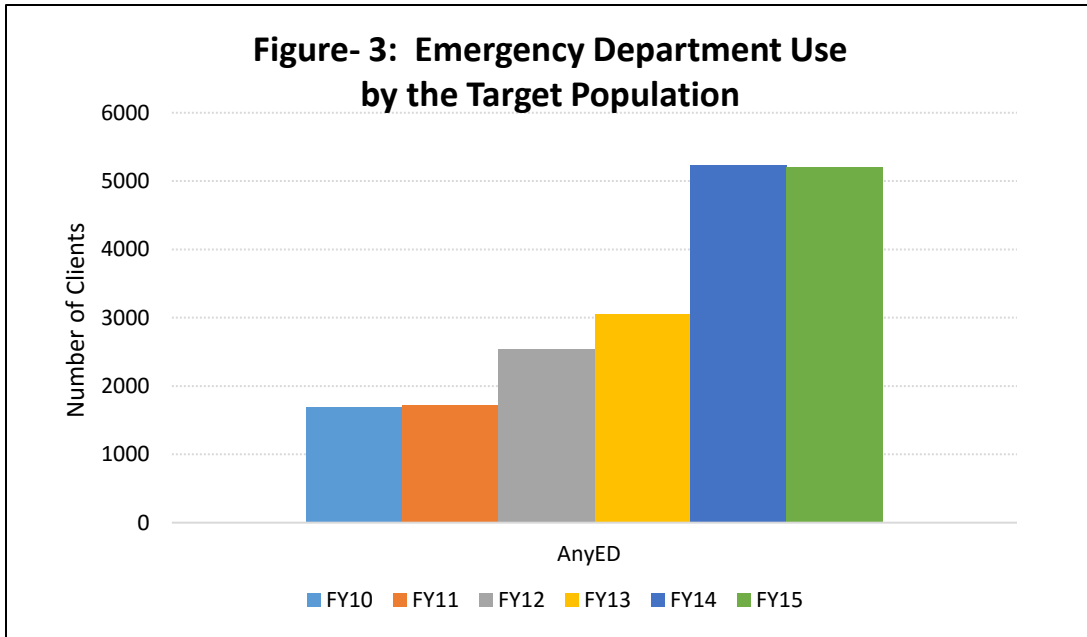
131 At the same time, the State was able to reduce its civil beds at the Delaware Psychiatric Center (DPC) by
132 42%.⁶ Figure-2 summarizes use of psychiatric hospitals by the target population during the same time
133 period. It shows that admissions to DPC or an IMD declined when Fiscal Year 2010 is compared with
134 Fiscal Year 2015, although inpatient use increased in some of the intervening years.



135
136 On the other hand, Figure-3 shows that emergency department use rates by the target population have
137 increased dramatically. As is discussed throughout this report, the State uses such data to drive system
138 improvements. Based in part upon its monitoring of this trend, the State is taking actions to shift crisis
139 evaluations from hospital emergency departments to its Crisis Walk-In Centers.⁷

⁶ The bed reduction at DPC is discussed further in Section XIII of this report, which concerns Quality Assurance and Performance Improvement.

⁷ It is noted that the number of individuals identified by physicians in emergency departments as having SPMI is likely inflated because of problems in differentiating mental illness from substance use in those settings. This diagnostic issue is discussed further in this report in the section, Provisions Relating to Reductions in Acute Care Bed Days.



140 Information provided in this report includes details of the use and outcomes of specific community
 141 services. As a general matter, these data relating to the TPPL show that the Agreement appears to have
 142 spurred a significant growth in outpatient mental health service use by the high-risk target population; in
 143 some respects, a decrease in the use of psychiatric hospitals (although the picture is more complex, as is
 144 discussed later); and a shift to emergency departments and other settings where diversion from further
 145 hospitalization may occur.

146

147 **B. Structural Changes with Broad Impact**

148 In implementing the Agreement, the State made several broad structural changes in its systems affecting
 149 the target population. Their impact cuts across specific provisions of the Agreement and they provide
 150 context for many of the State’s accomplishments that are detailed later in this report. They are also
 151 important because they represent significant changes in law, policy, and decision making that have now
 152 become embedded in Delaware’s service systems. As such, they enhance the strong likelihood that the
 153 reforms made pursuant to the Agreement will continue beyond its resolution.

154 1. *Mental Health Laws-*

155 At the outset of the Agreement, Delaware’s mental health system was guided by a very antiquated set of
156 laws that were written decades ago and that reflected an era when DPC and its Superintendent were the
157 hub of the State’s mental health system. Since the Agreement went into effect, the State has made
158 several important legislative changes that not only update its mental health laws, but also align them
159 with the requirements of the ADA, *Olmstead* and, more particularly, the Agreement. This legislation
160 includes:

- 161 a. House Bill 311, which was signed into law in July, 2012. Among its provisions, this law
162 required that, prior to an individual being detained for 24-observation to determine if involuntary
163 hospitalization is indicated, that individual first be evaluated by a credentialed screener to
164 determine that the individual likely has a serious mental illness and whether less restrictive
165 measures can be put into effect. This law specifically references its intent to further the State’s
166 efforts to comply with the Agreement.
- 167 b. House Joint Resolution 17, which was passed in June, 2013, established a study group to
168 evaluate Delaware’s civil mental health laws and to make recommendations for their
169 improvement. This study group included a broad range of stakeholders, including providers,
170 legal and policy experts, and individuals who have lived experience with serious mental illness.
171 The Group issued its final report in April, 2014.
- 172 c. The study group’s recommendations culminated in House Bill 346, which was signed into law in
173 October, 2014. This law significantly modernized the State’s mental health code by clarifying
174 criteria for commitment to either a hospital or outpatient treatment, ensuring that individuals are
175 first afforded an opportunity to be served on a voluntary basis, and improving the timeliness of
176 legal hearings.
- 177 d. Senate Bill 245, which was passed by both chambers in June, 2016. This law establishes a
178 Behavioral and Mental Health Commission that includes a Peer Review Subcommittee charged
179 with overseeing services to individuals with SPMI, including in matters relating to adverse
180 events and related root cause analyses. The law focuses on the Agreement’s target population,

181 essentially adopting the prioritization criteria discussed above, and it specifically references the
182 requirements of the ADA with respect to individuals who have SPMI.

183 These laws include important protections for individuals with SPMI who receive services and they help
184 to assure that preventing their hospitalization—whether on a voluntary or involuntary basis—remains a
185 State priority.

186

187 *2. Funding Services that Promote Community Integration-*

188 Having successfully navigated the process for obtaining federal approval, in January, 2015, the State put
189 into place very important changes with regard to Medicaid-covered services that enable people with
190 SPMI to live successfully in their communities. The PROMISE program (Promoting Optimal Mental
191 Health for Individuals through Supports and Empowerment) vastly expanded Medicaid coverage of
192 community services for the target population that, when they were available before PROMISE, had been
193 totally funded with State dollars. By including these community-based and recovery-oriented services
194 in the State’s Medicaid program, Delaware is able to draw federal dollars to pay a significant portion of
195 their costs. PROMISE comprises a comprehensive array of services, many of which are required by the
196 Agreement, and all of which align with the Agreement’s goals:

- 197 • Care management
- 198 • Benefits counseling
- 199 • Community psychiatric support and treatment
- 200 • Community-based residential supports, excluding assisted living
- 201 • Financial coaching
- 202 • Independent activities of daily living/chore services
- 203 • Individual employment supports
- 204 • Non-medical transportation
- 205 • Nursing

- 206 • Peer support
- 207 • Personal care
- 208 • Psychosocial rehabilitation
- 209 • Respite
- 210 • Short-term small group supported employment
- 211 • Community transition services

212 In addition to vastly expanding opportunities for capturing federal dollars in support of the Agreement’s
213 requirements, PROMISE brought two other very important benefits. Several earlier Monitor reports
214 described the State’s convoluted and uncoordinated processes within and between DSAMH and the
215 Division of Medicaid and Medical Assistance (DMMA). The responsibility for managing hospital care
216 for a member of the target population could shift back-and-forth between these bureaucracies, and there
217 was no clear-cut accountability around such critical functions as averting psychiatric hospitalization for
218 Medicaid-covered individuals with SPMI who were not served by DSAMH or referring them for
219 DSAMH’s housing or specialized mental health services. These problems significantly affected the
220 State’s ability to meet some requirements of the Agreement, particularly with respect to hospital use.⁸
221 As a part of meeting the requirements of the federal Centers for Medicare and Medicaid Services (CMS)
222 to implement PROMISE, this situation has significantly changed. Through collaborative agreements
223 and new processes variously involving DMMA, DSAMH, the IMDs, and the MCOs,⁹ there is now a
224 much more systematic sharing of information and coordination of care. While these new interactions
225 are still evolving, without question, they are much improved and will likely continue on this course.

226 A second benefit of PROMISE is less tangible, but perhaps equally important. The process of applying
227 for and securing federal authorization of changes in states’ Medicaid programs, such as PROMISE, is
228 long, complex, and arduous. Partly for this reason, services covered by states’ Medicaid programs tend
229 to remain stable and do not dramatically change in short order. In interacting with a broad range of

⁸ This is discussed in detail later in this report, in the section relating to Crisis Stabilization Services and Quality Assurance/Performance Improvement.

⁹ MCOs are Managed Care Organizations that, under contract with DMMA, manage mental health and other healthcare benefits for the Medicaid population.

230 stakeholders—including peers, family members, providers, and others—the most consistent concern
231 heard by the Monitor is not so much that there are problems in services, but far more often that
232 stakeholders worry that the array of services introduced through the Agreement will go away once the
233 Agreement is resolved and the State is no longer subject to a court order. In this regard, and in addition
234 to the likely impact of the laws discussed in the prior section, PROMISE affords some assurance that the
235 State’s existing comprehensive menu of covered services will continue as elements of the Delaware’s
236 mental health service system. For all of these reasons, PROMISE has broad importance to the State’s
237 fulfillment of the requirement of the Agreement and of the ADA with regard to Delawareans with SPMI.

238

239 *3. Data Systems-*

240 Early Monitor reports referenced the fact that, as in states nationwide, Delaware’s data systems relating
241 to services for individuals with SPMI were antiquated, disjointed, idiosyncratic, and improvised. While
242 the State had been pursuing a major overhaul of its data systems that will likely take many years to
243 accomplish, the Agreement required a much more immediate and flexible approach. Commendably,
244 DSAMH tapped into the talent and innovation of a data team whose achievements are evidenced in the
245 tables and graphs that make up much of this report. The State has moved from arrangements whereby
246 client information would be faxed between buildings on the Holloway Campus (where DPC, DSAMH,
247 DMMA and the Health and Social Services Cabinet Secretary’s offices are located) and manually
248 tallied, to electronic information systems that can trend aggregate data over time, evaluate patterns, and
249 drill down to the performance of specific providers. Such information has informed the parties and the
250 Monitor about how to most effectively meet the goals of the Agreement (for instance, as is discussed
251 later, with respect to the allocation of Assertive Community Treatment and Intensive Case Management
252 teams). Likewise, DSAMH’s decision to replicate its Ellendale Crisis Walk-In Center in the northern
253 part of the state was based upon analyses of data regarding that program’s performance and impact in
254 reducing hospital use. As is the case with the other accomplishments discussed in this section, the State
255 has made impressive improvements in its access to and use of data, as well as in its ability to respond to
256 emerging data needs.

257 **C. Ratings of Compliance with Specific Provisions of the Agreement**

Table- 2: Ratings of Compliance											
P=Partial Compliance S=Substantial Compliance											
Requirement	Provision	I. 1/30/12	II. 9/5/12	III. 3/8/13 ²	IV. 9/24/13	V. 5/19/14	VI. 12/29/14	VII. 6/16/15 ³	VIII. 12/26/15	IX. 5/26/16 ⁴	X. 9/19/16
Crisis Hotline	III.A	S	S	--	--	S	S	--	S	--	S
Mobile Crisis Services	III.B	P	P	--	S	S	S	--	S	--	S
Crisis Walk-In Centers	III.C	P	S	--	S	S	S	--	S	--	S
Crisis Stabilization Svs.	III.D	P	S	--	S	P	P	--	P	MTS ⁵	S
Crisis Apartments	III.E	P	S	--	S	S	S	--	S	--	S
Assertive Com. Treatmt.	III.F	P	S	--	S	S	S	--	S	--	S
Intensive Case Mgmt.	III.G	P	S	S	S	S	S	--	S	--	S
Case Management	III.H	P	P	--	S	S	S	--	S	--	S
Supported Housing	III.I	P	S	--	S	S	S	--	S	--	S
Supported Employment	III.J	--	S	--	S	S	S	--	S	--	S
Rehabilitation Services	III.K	--	S	--	S	S	S	--	S	--	S
Family/Peer Supports	III.L	--	S	--	S	S	S	--	S	--	S
Discharge Planning	II.C.2;IV.B	--	P/S ¹	--	S	P	P	--	P	S	S
Quality Assurance	V.A	P	S	--	--	S	S	--	P	S	S
Risk Management	V.B	--	--	--	--	P	P	--	P	P	S

1. The Monitor’s Second Report found some provisions relating to Quality Assurance to be in Partial Compliance and others to be in Substantial Compliance.
2. The Monitor’s Third Report included a compliance rating for only one provision; the Agreement specified no other new implementation targets for the time period covered.
3. The Monitor’s Seventh Report focused on four areas in which the State had failed to achieve Substantial Compliance per the Sixth Report; it did not include compliance ratings of any provisions.
4. The Monitor’s Ninth Report focused upon four areas in which the State had failed to achieve Substantial Compliance per the Eighth Report; it only included compliance ratings for these provisions.
5. The State was rated as being “Moving Towards Substantial Compliance” with regard to newly established criteria.

258 Section VI.B.3.g of the Agreement requires that the Monitor evaluate the State’s success in meeting its
 259 requirements in terms of ratings of Substantial Compliance, Partial Compliance, or Noncompliance.
 260 Table-2 presents these ratings with reference to key provisions of the Agreement based upon nine
 261 previous reports, and this—the tenth—Monitor’s report. As is detailed below, this report finds the State
 262 to be in Substantial Compliance with each of these key provisions.

263 The following sections review these provisions in detail and explain the basis for the State being rated as
264 being in Substantial Compliance with them. Many of these discussions begin with aggregate
265 information about the State’s performance across several years, followed by more detailed current
266 information that demonstrates how the State is able to trend performance month-to-month and to
267 monitor key performance measures for purposes of quality control and improvement.

268

269 I. **Crisis Hotline**

270 *Substantial Compliance.*

271 Section III.A of the Agreement includes the following provisions:

272 1. By January 1, 2012, the State will develop and make available a crisis line for use 24
273 hours per day, 7 days per week.

274 2. By July 1, 2012, the State will provide publicity materials and training about the crisis
275 hotline services in every hospital, police department, homeless shelter, and department of
276 corrections facility in the State. The training will be developed in consultation with the
277 Monitor.

278 The Crisis Hotline is a critically important element of services for people with SPMI. It provides
279 immediate consultation and phone counseling for individuals who are in crisis and, as applicable, it can
280 trigger intervention by Mobile Crisis¹⁰ or other emergency services. It can also be a gateway for
281 services for individuals who have other, less urgent service needs, and those with substance use
282 problems that may or may not co-occur with mental illness.

283 The State has been found to be in Substantial Compliance with the provisions relating to the Crisis
284 Hotline in each of the Monitor’s reports for which it was rated, dating back to the first Monitor’s Report
285 in January, 2012. It remains in Substantial Compliance. Table-3 presents the average number of

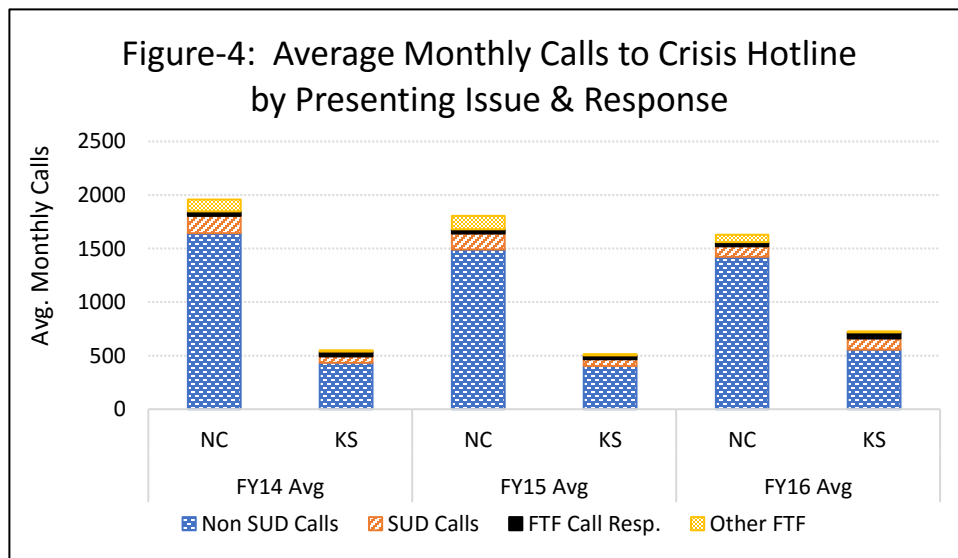
¹⁰ Mobile Crisis teams, which are discussed in the next section, provide rapid-response, face-to-face interventions by mental health professionals.

286 monthly calls received by the Crisis Hotline in New Castle County (NC), where the largest number of
 287 the State’s residents live, and in Kent and Sussex Counties (KS), which are in the southern part of the
 288 State and are more rural. The overall number of calls has decreased somewhat since Fiscal Year 2014,
 289 but the number of calls from Kent and Sussex have proportionally increased. In absolute numbers, a
 290 total of 28,262 calls were received in Fiscal Year 2016.

291

Table-3: Average Monthly Calls to Crisis Hotline by Fiscal Year and County						
Totals	FY14		FY15		FY16	
	NC	KS	NC	KS	NC	KS
	1,956.0	550.0	1804.9	513.5	1,629.6	725.6
	2506.0		2318.4		2355.2	

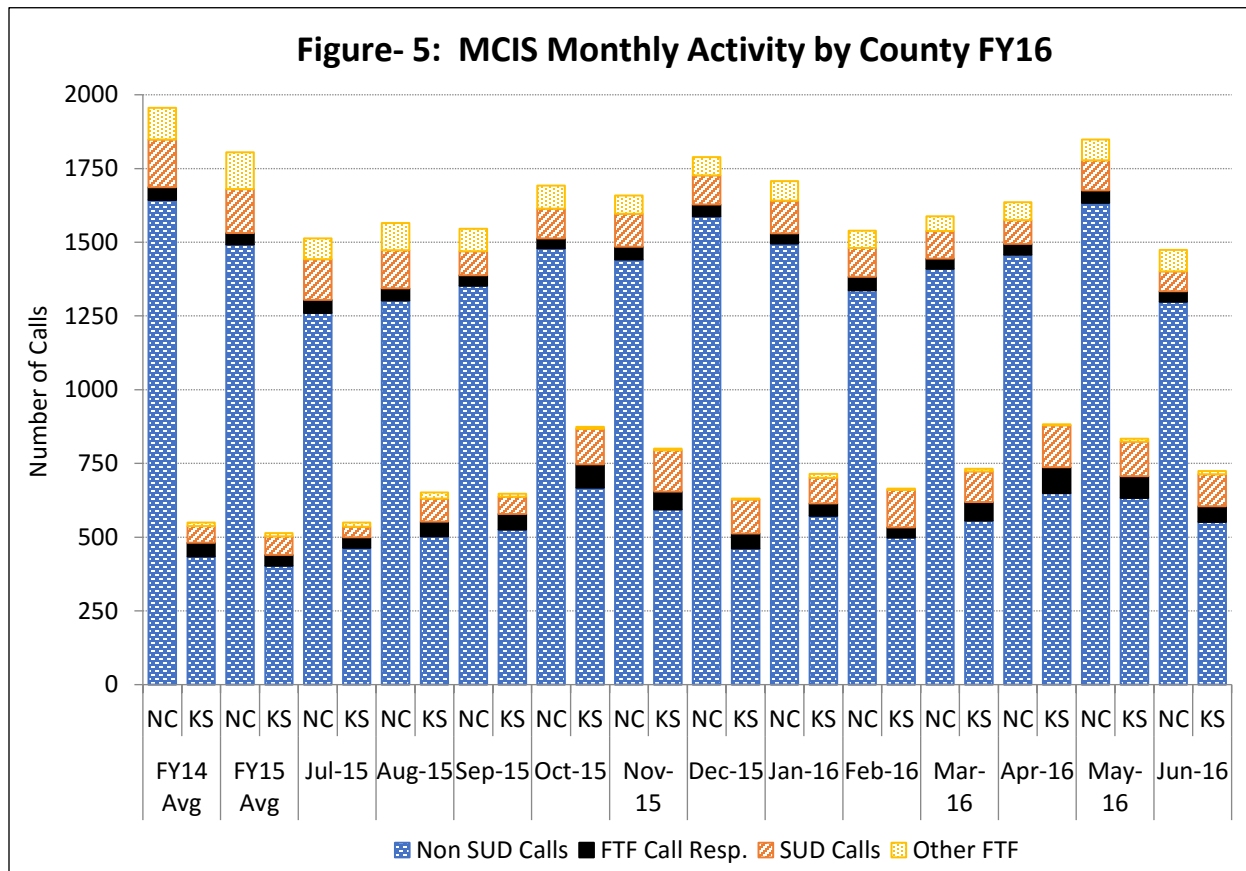
292 Figure-4 presents a breakdown of these calls in terms of whether or not they represented issues relating
 293 to substance use (SUD); whether they were primarily related to mental health issues (Non-SUD);



294 whether they triggered an emergency face-to-face response (FTF Call Resp.); or whether they entail
 295 another type of face-to-face response (Other FTF), such as a wellness check.

296 Figure-5 demonstrates the State’s capacity to more closely monitor trends on a month-to-month basis. It
 297 breaks down the above data for Fiscal Year 2016 and shows the flow of service demand in the northern
 298 and southern portions of the State.

299



300

301 Overall, the State’s Crisis Hotline is functioning well, is integrated with Mobile Crisis and other critical
 302 elements of the mental health service structure, and is an important element of the service system
 303 addressing the needs of Delawareans who have SPMI.

304 **II. Mobile Crisis Services**

305 *Substantial Compliance.*

306 Section III.B of the Agreement relates to Mobile Crisis Service. It includes two elements:

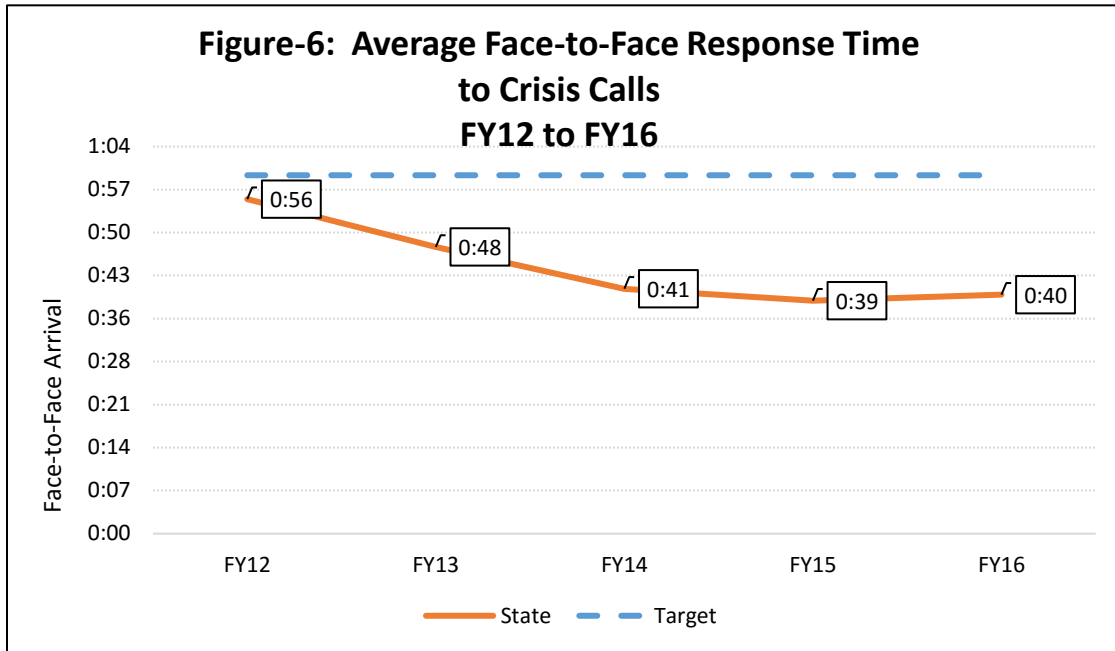
- 307 1. By July 1, 2012 the State will make operational a sufficient number of mobile crisis
308 teams such that a team responds to a person in crisis anywhere in the state within one
309 hour.
- 310 2. By July 1, 2013 the State will train all state and local law enforcement personnel
311 about the availability and purpose of the mobile crisis teams and on the protocol for
312 calling on the team.

313 The State has been rated as being in Substantial Compliance with the requirements of the Agreement
314 relating to Mobile Crisis since September of 2013. In the two assessments by the Monitor prior to that,
315 it had been rated as being in Partial Compliance because the program was still being phased in.

316 Mobile Crisis is an extremely important service for people with SPMI in that it provides timely face-to-
317 face interventions by trained mental health professionals and follow-up for individuals who are at very
318 high risk of hospitalization. At its best, it assumes a role that too often used to fall to the police and that
319 tended to result in either transport to a hospital or entry into the criminal justice system. Delaware's
320 Mobile Crisis program is closely integrated not only with the Crisis Hotline, but also with the Crisis
321 Walk-In Centers and with the Targeted Care Management program. The program has been an essential
322 element of the State's overall system aimed at resolving mental health crises in ways that promote
323 recovery and avoid unnecessary hospitalizations.

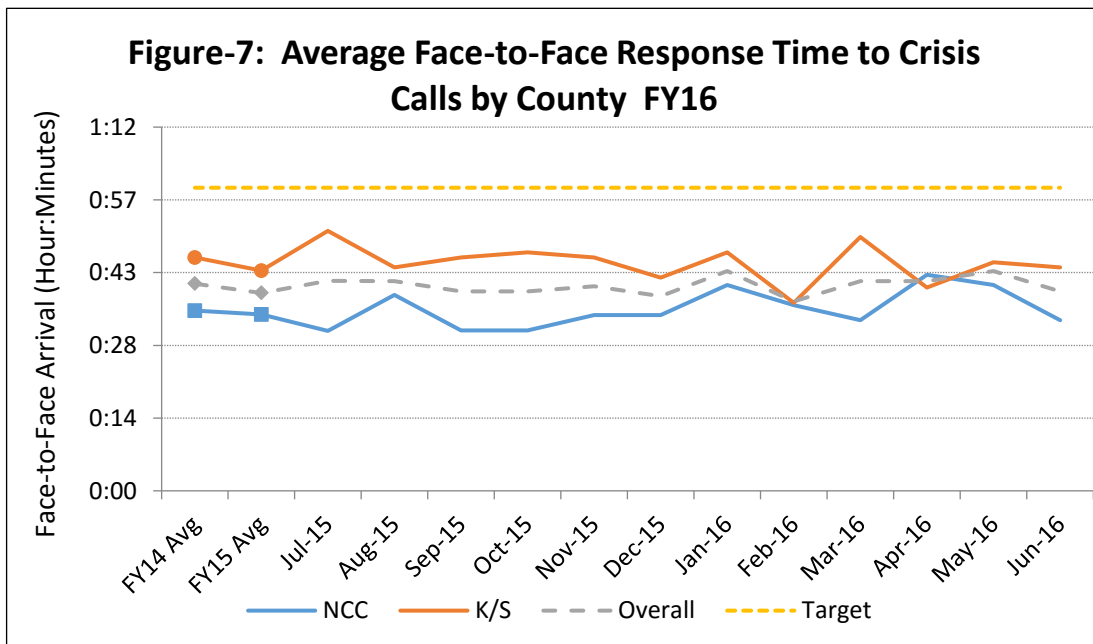
324 As is represented in Figure-6, the State has consistently met the requirements of Section III.B.1 that the
325 Mobile Crisis be able to provide face-to-face interventions statewide within one hour. The State collects
326 its data by calculating the time from when a Crisis Hotline call is completed to the time that the Mobile
327 Crisis team meets with the individual. The average statewide response time is now about 40 minutes.

328



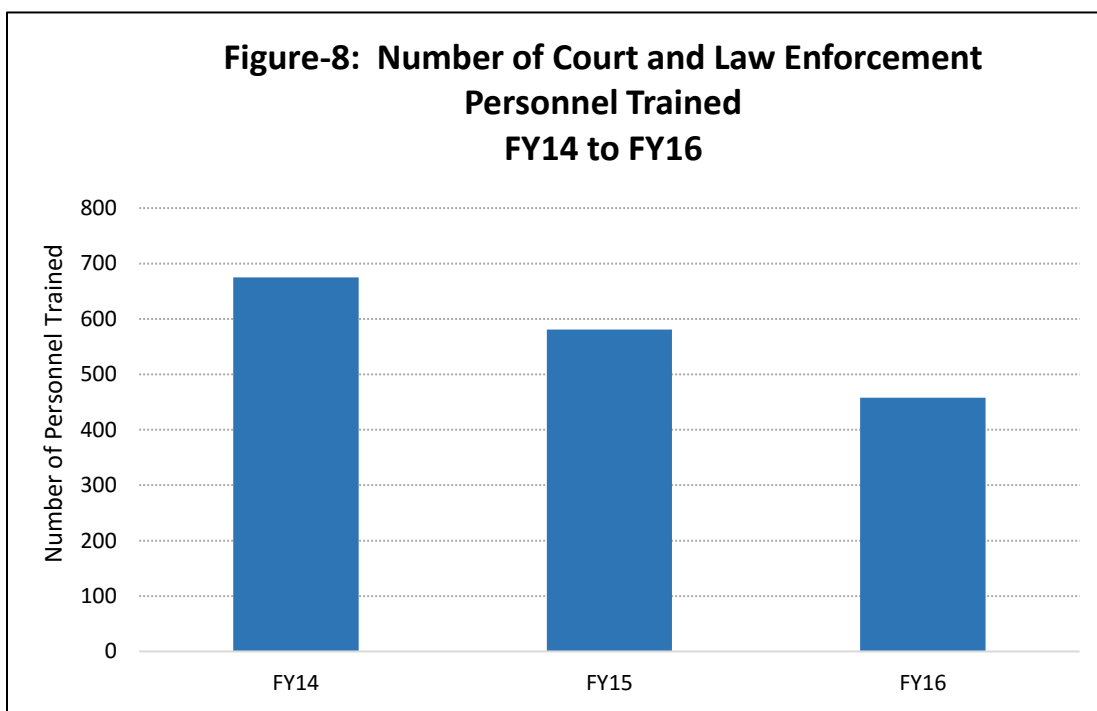
329

330 Figure-7 demonstrates the State’s capacity to carefully monitor the flow and timeliness of Mobile Crisis
 331 Services on a month-to-month basis and to track the performance of the New Castle and the Kent/Sussex
 332 teams in meeting the requirements of the Agreement. Although the State is meeting the one-hour



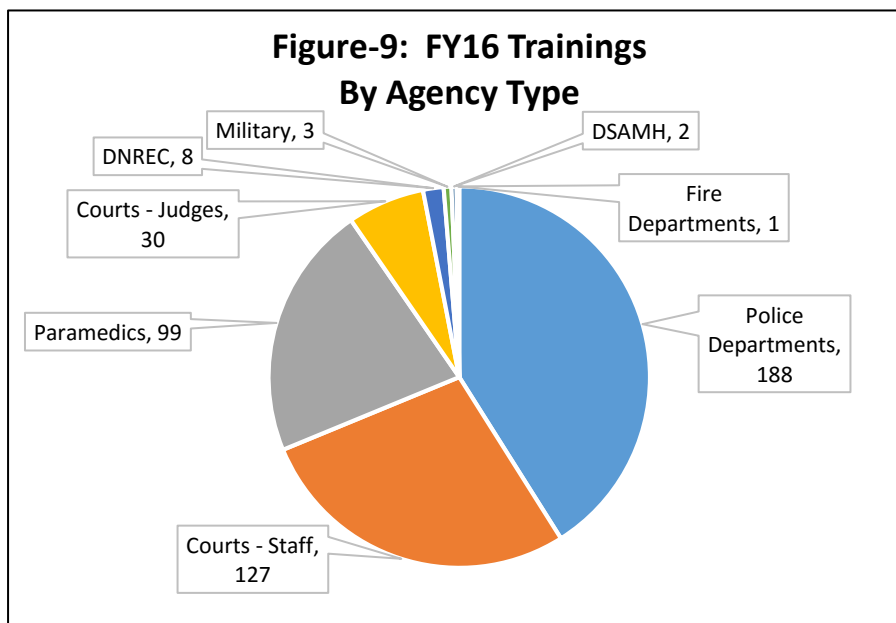
333 requirement across the board, not surprisingly it takes slightly longer to reach individuals in the southern
334 counties, which have rural roads and seasonal traffic.

335 The Agreement recognizes the importance of Mobile Crisis becoming a resource to, and a part of, other
336 emergency service systems in the State. Accordingly, Section III.B.2 requires that state and local law
337 enforcement be trained in the availability of this service and the protocol for accessing it. Figure-8
338 presents the total number of such trainings from Fiscal Year 2014 through Fiscal Year 2016. During this
339 3-year period, 1,714 individuals were trained in the use of Mobile Crisis and other resources to address
340 mental health emergencies.



341

342 These trainings range in size from single consultations with rural police departments to trainings for
343 hundreds of participants in New Castle County. In addition to law enforcement, the State's training
344 relating to Mobile Crisis also includes mental health providers, judges and court staff, paramedics, fire
345 departments, and even representatives from the Department of Natural Resources and Environmental
346 Control (which oversees State parks), and members of the military from the Dover Airforce Base.
347 Figure-9 presents a breakdown of the audiences for these trainings in Fiscal Year 2016.



350 **III. Crisis Walk-in Centers**

351 *Substantial Compliance.*

352 Section III.C of the Agreement includes provisions relating to Crisis Walk-In Centers:

353 1. In addition to the crisis walk-in center in New Castle County serving the northern region
 354 of the State, by July 1, 2012, the State will make best efforts to make operational one
 355 crisis walk-in center in Ellendale to serve the southern region of the State. The crisis
 356 center in Ellendale shall be operational no later than September 1, 2012.

357 2. By July 1, 2013 the State will train all state and local law enforcement personnel about
 358 the availability and purpose of the crisis walk-in centers and on the protocol for referring
 359 and transferring individuals to walk-in centers.

360 The State has been found to be in Substantial Compliance with these provisions of the Agreement since
 361 September of 2012.

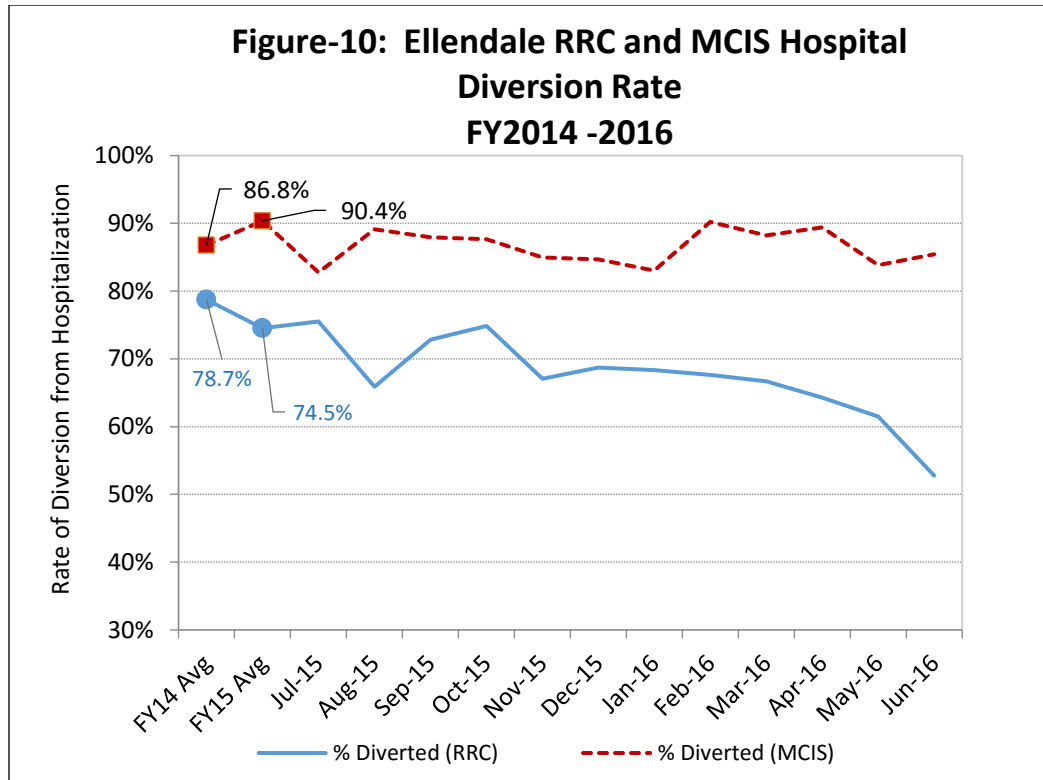
362 At the outset of the Agreement, the State had been operating only one Crisis Walk-In Center, which was
363 located in New Castle County. That program, “CAPES,” operated in accordance with a model that has
364 been used for decades nationwide, whereby a part of a general hospital’s emergency department
365 provides mental health assessments and is associated with a small inpatient psychiatric unit. No such
366 service was available in Kent and Sussex Counties. In fulfilling Sections III.C.1, in August of 2012,
367 DSAMH opened a second crisis walk-in center in the city of Ellendale to serve the southern part of the
368 State.

369 This program, called the Recovery Response Center (RRC), differed significantly from the CAPES
370 hospital-based model. While similarly staffed with mental health professionals, the RRC also has a
371 heavy emphasis on employing trained mental health peers—that is, individuals who themselves have
372 lived experience with serious mental illness and, often, psychiatric hospitalizations and other traumatic
373 events that are common among the members of the target population. Furthermore, unlike operations
374 typical within hospital settings, the RRC follows what is called the “living room model,” which offers a
375 relaxing environment (with sofas and recliners, rather than gurneys) and, while not foregoing clinical
376 diagnoses and treatment, encourages individuals to tell their own stories about what is happening to
377 them. The RRC is intended to promote individuals’ recovery plans and to avert hospital admissions
378 whenever possible. It does not have an inpatient unit. With a capacity for 10 individuals, people can
379 stay at the RRC up to 23 hours and, if hospitalization is not required, they can return home or go to
380 another integrated crisis program (such as Crisis Apartments, discussed later).

381 The RRC provides DSAMH with detailed monthly statistics that allow tracking of its utilization and
382 outcomes. The program has performed impressively—so much so, that the State decided to replace its
383 New Castle Crisis Walk-In Center (CAPES) with a Recovery Resource Center to serve the northern part
384 of the State. After significant construction-related delays, the new RRC opened in the city of Newark in
385 July, 2016, and has a capacity to serve up to 16 individuals at a time.

386 Figure-10 presents the rates of diversion from hospitalization of people served through the Ellendale
387 RRC¹¹ and the statewide Mobile Crisis program. It includes annual averages for Fiscal Years 2014 and
388 2015, and monthly data for Fiscal Year 2016. Diversion rates for Mobile Crisis have been consistently

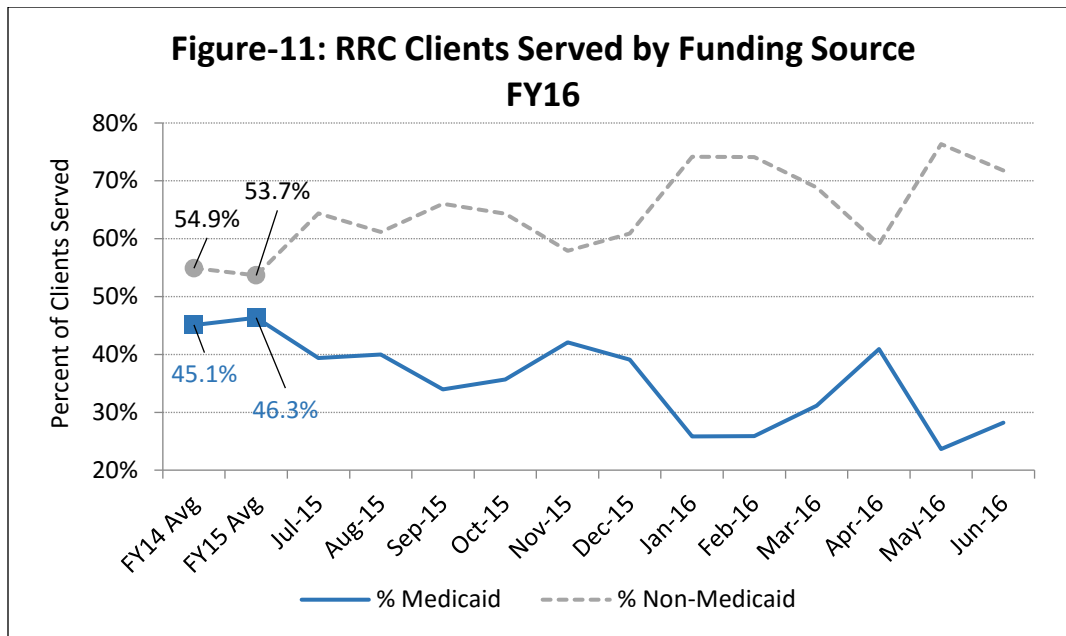
¹¹ The Newark RRC has not been operating long enough to produce meaningful data.



389

390 very high, tending to be in the high 80% to low 90% range. Diversion rates from the Ellendale RRC
 391 have tended to be in the mid- to high-70% range, but have been dropping significantly during the 2016
 392 Fiscal Year, an outcome that the State and the provider are now carefully examining. The availability
 393 of performance data has not only allowed the State and the provider to become aware of changes in the
 394 program’s diversion rate, but will also enable them to track the impact of corrective actions that are now
 395 underway.

396 Mobile Crisis and Crisis Walk-In Center Services are available to anyone, regardless of whether they
 397 have commercial insurance, are covered by Medicaid, or have no insurance and are funded via DSAMH.
 398 The State’s Medicaid program covers services provided at its Crisis Walk-In Centers and the RRC is in
 399 the process of becoming approved for such reimbursement. Figure-11 presents the State’s tracking of
 400 the Medicaid status of individuals being served at the RRC. Although trending lower this fiscal year,
 401 about 45-46% of individuals served in the past two fiscal years have been covered by Medicaid. Over
 402 50% of people seen in those years have either commercial insurance or are uninsured, and this group is
 403 increasing in Fiscal Year 2016.



404

405 The RRC maintains detailed data about service utilization. Table-4 provides an example of some of the
 406 data it captures, presenting the source of referrals received during June, 2016. The overwhelming
 407 number of referrals—74.2% —come from general hospital emergency rooms, a finding that is consistent
 408 with the UPenn data presented earlier. Ideally, individuals in mental health crises would come directly

409

Referral Source	Count	Percent
General Hospital Emergency Room	121	74.2%
Law Enforcement	14	8.6%
Self or no referral	10	6.1%
Mobile Crisis Team	8	4.9%
Emergency Medical Services (EMS)	3	1.8%
Outpatient community mental health provider	3	1.8%
Family/friend	2	1.2%
Case Management (not Recovery Innovations)	1	0.6%
Residential Facility (less than 24 hour)	1	0.6%
Total:	163	

410 to a Crisis Walk-In Center and would not go to a hospital emergency department. On the one hand, this
411 is a positive finding important because direct transfers from hospital emergency rooms to IMDs—where
412 stays are lengthier and considerably more expensive—used to be the norm and there had been little
413 opportunity for diversion from psychiatric hospitalization. The State is encouraging direct utilization of
414 the Crisis Walk-In Centers by emergency responders (e.g., via the trainings referenced above). Again,
415 its access to data such as this (and Figure-3, which shows increasing emergency room use by the target
416 population) enables the State to monitor the impact of these trainings and other efforts to reduce
417 unnecessary use of hospital emergency departments for individuals in mental health crises.

418 As has been discussed in prior Monitor reports, the State has taken important measures to differentiate
419 evaluations occurring pursuant to 24-hour mental health holds (a part of the civil commitment process)
420 from actual hospital admission and treatment. The RRC reported that in the month of June, 2016, 119
421 (about 66% of those referred) were on such involuntary status when they came to the program. The RRC
422 carried out this function outside of a hospital where, as was noted in past Monitor reports, inpatient
423 admission has been a virtual certainty. 50.4% of these individuals were ultimately hospitalized
424 involuntarily in June, 2016 (as presented in Figure-10, the diversion rate has historically been higher,
425 and the hospitalization rate has been lower). RRC’s data submission does not clearly show how many—
426 if any—of the remaining individuals were hospitalized on a voluntary basis. As this practice continues
427 in southern Delaware and becomes routine in the new northern Delaware RRC, it may show a
428 significant impact in reducing hospital use by people with SPMI.

429 The RRC maintains data relating to 30-day recidivism to its program. The rate reported in June, 2016
430 was 11.46% (18 readmissions).

431 Without question, the Ellendale RRC has become a significant resource to Kent and Sussex Counties
432 and, as its “living room” model becomes operational statewide¹² with the recently opened New Castle
433 County program, Delaware will have access to important data about the impact of this model—both
434 from the quantitative perspective of reducing hospital use by people with SPMI, and also qualitatively in
435 terms of its non-traumatizing, recovery-oriented focus. Such information can drive further

¹² While living room model walk-in centers exist in some other localities in other states, Delaware is apparently the first state where this service is statewide.

436 programmatic and systemic refinements and should be incorporated into the State's ongoing Quality
437 Assurance/Performance Improvement efforts.

438

439 **IV. Crisis Stabilization Services**

440 *Substantial Compliance.*

441 Section III.D of the Agreement includes targets with respect to Crisis Stabilization Services:

442 1. By July 1, 2012 the State will ensure that an intensive services provider meets with every
443 individual receiving acute inpatient crisis stabilization services within 24 hours of
444 admission in order to facilitate return to the community with the necessary supports and
445 that all transition planning is completed in accordance with Section IV.

446 2. By July 1, 2013 the State will train all provider staff and law enforcement personnel to
447 bring people experiencing mental health crises to crisis walk-in centers for assessment,
448 rather than to local emergency rooms or IMDs.

449 3. By July 1, 2014 the number of annual State-funded patient days in acute inpatient settings
450 in the State will be reduced by 30% from the State's baseline on the Effective Date of the
451 Settlement Agreement as determined by the Monitor and the Parties.

452 4. By July 1, 2016 the number of annual State-funded patient days in acute inpatient settings
453 in the State will be reduced by 50% from the State's baseline on the Effective Date of the
454 Settlement Agreement as determined by the Monitor and the Parties.

455 The Agreement defines Crisis Stabilization Services as acute inpatient psychiatric care lasting 14 days or
456 fewer that is directed towards resolving mental health crises and preventing long-term psychiatric
457 hospitalization. The State faced significant procedural and administrative obstacles in coming into
458 compliance with the Crisis Stabilization and acute bed use provisions. In response, the parties
459 negotiated revised measures with respect to the targets for reductions in inpatient bed days (Sections

460 III.D.3-4). Delaware has made significant improvements, particularly over the past year, and in the
461 May, 2015, Monitor’s report, it was rated as “Moving Towards Substantial Compliance”—as is
462 explained later, mostly because revised measurement strategies that were agreed to by the parties were
463 not yet sufficiently in place. At this time, the State has made progress to the point that it can now be
464 rated as being in Substantial Compliance with the Agreement’s Crisis Stabilization requirements.

465 A. Community Provider Involvement

466 Section III.D.1 requires that by July 1, 2012, an “intensive services provider” meet with an individual
467 within 24 hours of admission to a psychiatric hospital in order to facilitate a timely return to the
468 community. Section II.D.2 defines “intensive support services” as Assertive Community Treatment
469 (ACT), Intensive Case Management (ICM), and Case Management (which the State refers to as
470 Targeted Care Management, or “TCM”). To briefly summarize the course of implementing this
471 provision, early on the State required that service providers operating under contract with DSAMH (i.e.,
472 the programs providing ACT, ICM, and TCM) meet with individuals whom they were serving and that
473 TCM be available to meet with newly referred individuals, both at DPC and in the IMDs. One problem
474 was that, particularly in the IMDs, very large numbers of individuals who were diagnosed with SPMI
475 upon admission and were covered by Medicaid (and were therefore, putative members of the target
476 population) did not have intensive service providers affiliated with them and, furthermore, might not be
477 determined upon discharge to have SPMI.¹³ Ultimately this issue was resolved when the State adopted
478 specific triggers for referring individuals for intensive support services.¹⁴

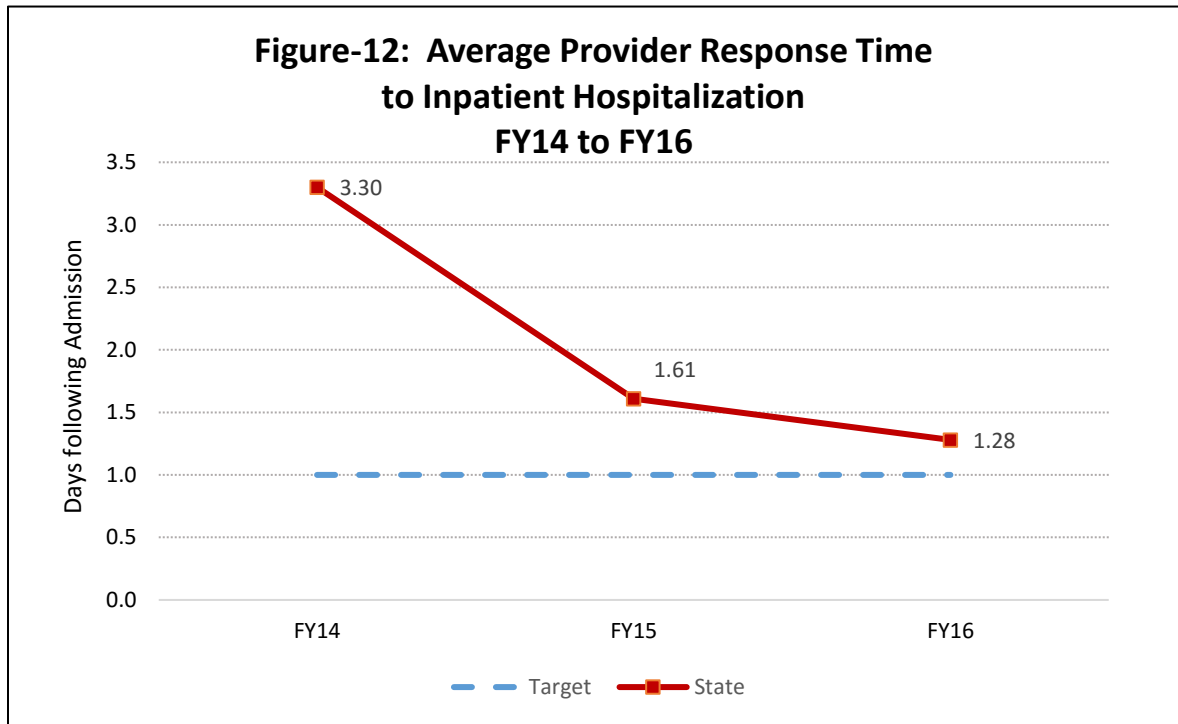
479 In addition, in evaluating the impact of involvement by community providers, the State recommended
480 that for hospitalized individuals who were already receiving community services, far more urgent than
481 contact with a case manager from an intensive support service provider was communication between the
482 community psychiatrist and the hospital psychiatrist (which could take place via telephone).
483 Accordingly, DSAMH required that such communications occur and they were adopted as a part of
484 measuring compliance with III.D.1. Figure-12 presents data on the statewide averages for timeliness of
485 community provider consultations—including doctor-to-doctor communications—when an individual is

¹³ This was not the case with people already being served by DSAMH, who had well-established SPMI diagnoses.

¹⁴ This is discussed later in the section “Provisions Relating to Reductions in Acute Care Bed Days,” specifically the subsection “Engagement in Community Services.”

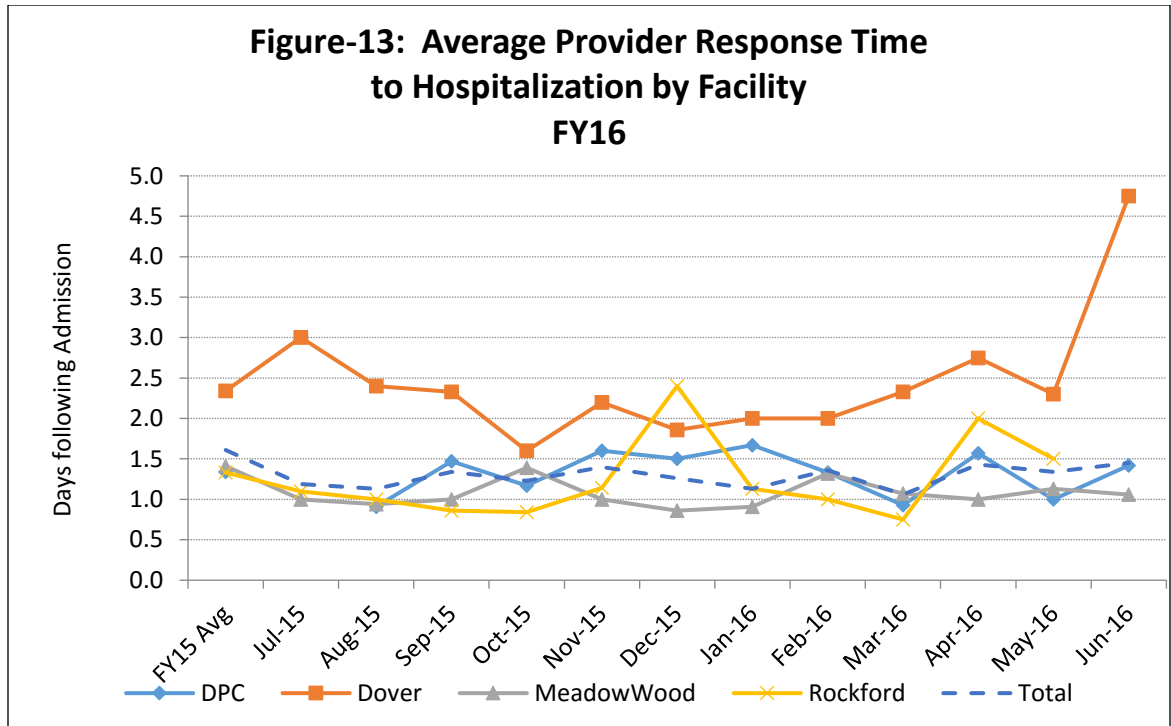
486 hospitalized. Incorporating clearer processes for addressing individuals who do not have community
487 providers (e.g., applying triggers for referral to specialized services) and doctor-to-doctor consultations,
488 the State has not only improved the quality of these contacts, but it has dramatically improved their
489 timeliness.

490



491

492 The State’s data system allows it to analyze differences in the timeliness of provider involvement at each
493 of the IMDs and at DPC, which can reflect not only the responsiveness of the community providers, but
494 also the diligence of hospital staff in seeking their consultation. Figure-13 presents these data. Most
495 significantly, consultations tend to be less timely at Dover Behavioral Health, which serves the southern
496 counties. The State is closely monitoring the issue and has tentatively determined that at least a part of
497 this trend reflects the fact that there are far fewer community psychiatrists in Southern Delaware, and
498 their availability for consultation may be more limited than in other parts of the state. In any event, as is
499 reflected in Figure-12, the trajectory for the State’s overall compliance with the requirements of III.D.1
500 is favorable to the point that it can be considered to be in Substantial Compliance with this provision.



501

502

503 B. Stakeholder Training

504 Section III.D.2 requires that the State train providers and law enforcement staff in the utilization of the
 505 Crisis Walk-In Centers for assessment. Its compliance with this provision is incorporated in training
 506 that occurs pursuant to Section III.B.2, which was discussed above. The State is in Substantial
 507 Compliance with provision III.D.2.

508

509 C. Provisions Relating to Reductions in Acute Care Bed Days-

510 Sections III.D.3-4 of the Agreement require reductions in the number of inpatient bed-days used by the
 511 target population and paid for in whole or part with State funds. These provisions are important; their
 512 essential intent was to measure the collective impact of the array of community services and reforms
 513 resulting from the State’s efforts to meet its *Olmstead* obligations to people with SPMI in not only
 514 diverting them from unnecessary hospital admissions, but also averting crises that put them at risk of

515 institutionalization. In other words, the rationale was that if the State systems serving people with SPMI
516 were working in accordance with the Agreement, greater numbers of these individuals would be living
517 stably within the community and the demand for acute care would drop accordingly. For a number of
518 reasons, the State has not been able to achieve this goal, at least when measured in terms of the criteria
519 contained in Sections III.D.3-4. Previous Monitor reports covering the past five years have described in
520 detail the various factors and developments that have affected the State's failure to meet the targets
521 contained in the Agreement, as originally constructed. The most significant among them are
522 summarized as follows:

- 523 • For most of the Agreement's implementation period, responsibility for oversight and monitoring
524 psychiatric hospitalizations of the target population was convoluted and diffuse, spread across
525 DSAMH, DMMA, and the MCOs. The State had shown progress in reducing acute
526 hospitalizations among individuals receiving specialized mental health services via DSAMH and
527 when DSAMH managed their inpatient care. In general, however, bed-days relating to acute
528 psychiatric hospitalizations among individuals diagnosed with SPMI whose care had been
529 managed through DMMA and the MCOs tended to increase, rather than decrease.
- 530 • PROMISE not only expanded Medicaid coverage for community services critical to the target
531 population, but also entailed collaborative agreements and new processes intended to address
532 gaps and inefficiencies that had affected hospital use by the target population. While the State
533 has been moving aggressively to implement PROMISE since it was authorized by the federal
534 Centers for Medicare and Medicaid Services, this is a complex initiative and the full array of
535 covered services is not yet fully available. As such, while it is very likely that PROMISE—once
536 fully operational—can and will reduce psychiatric hospital use by the target population (and
537 have other important benefits relating to *Olmstead* compliance, as well), realistically it will be
538 some time before its impact is demonstrated in hospital bed-use decreases.
- 539 • Multiple informants from several stakeholder groups (including providers and MCOs, and also
540 substantiated by the Monitor's clinical record reviews) have suggested that, due to limited
541 information at the time of an individual's hospital admission or perceptions by IMD providers
542 that authorization for Medicaid reimbursement would be more certain, individuals who likely did
543 not have SPMI when entering the IMDs were nevertheless given SPMI diagnoses. Accordingly,

544 perhaps a significant number of individuals who were hospitalized, so diagnosed, and included
545 on the TPPL, have inflated the true numbers of hospital bed-days affecting the population to
546 which the Agreement is actually directed.

- 547 • The number of individuals prone to such misdiagnosis increased due to an epidemic of substance
548 use in Delaware (and elsewhere). In addition, perceptions about Medicaid coverage and
549 reimbursement rates for substance use treatment, and a shortage of substance use treatment beds
550 further contributed to a climate whereby individuals were questionably diagnosed with SPMI,
551 psychiatrically hospitalized, and counted with respect to Sections III.D.3-4 compliance.

552 In light of these and other factors, it became clear to the Monitor and the parties that, notwithstanding
553 the State’s success in meeting—and, in some instances, surpassing the requirements of the Agreement
554 with regard to developing comprehensive community services, as well as its efforts (e.g., via PROMISE)
555 to address some of the structural issues affecting hospital bed use by the target population, realistically it
556 would not be able to meet the targets contained in Sections III.D.3-4 any time soon. Accordingly, the
557 Monitor, DOJ and the State held a series of discussions to explore how—without compromising the
558 underlying intent of the Agreement’s bed-day measurements—alternative approaches might be
559 established to document the State’s efforts to reduce psychiatric hospital bed use by people with SPMI.
560 In February, 2016, the parties agreed that the State’s compliance with Sections III.D.3-4 would be
561 evaluated not only with regard to acute hospital bed-day counts, but also with regard to a comprehensive
562 set of additional measures reflecting hospital use, hospital diversion activities, and measures to address
563 critical risk factors.

564 The State is in Substantial Compliance with Sections III.D.3-4, based upon this expanded set of
565 measures. Because they are now incorporated in the State’s Quality Assurance and Performance
566 Improvement (QA/PI) program, detailed discussion of the State’s findings and actions relating to the
567 revised set of measures is presented in the QA/PI section of this report (Section XIII).

568

569 **V. Crisis Apartments**

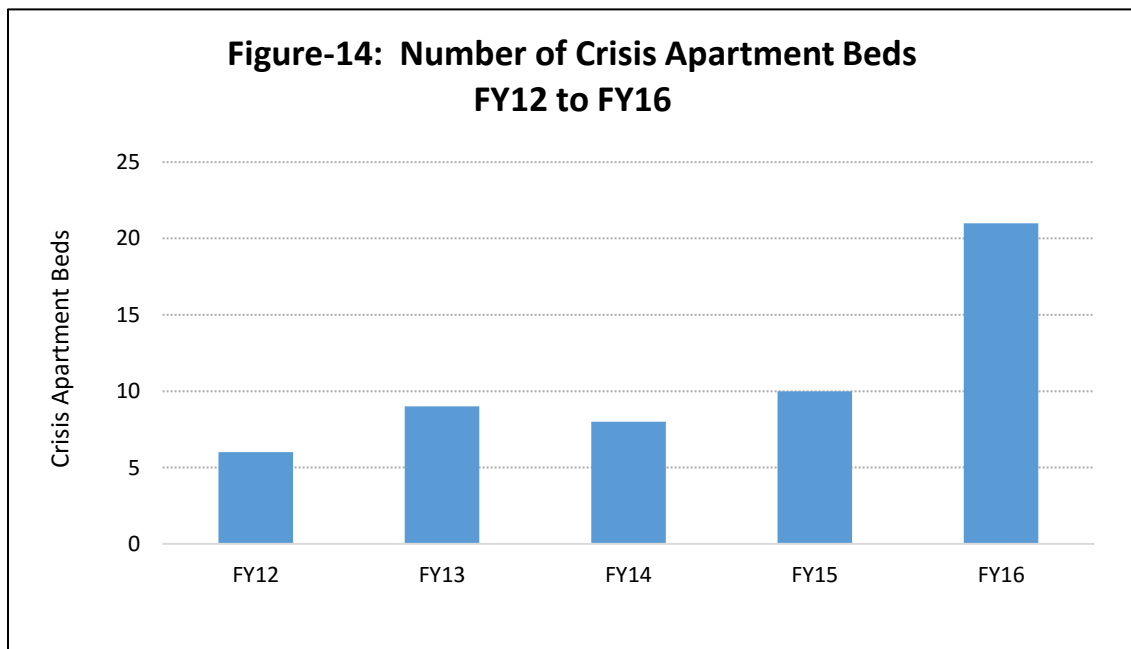
570 *Substantial Compliance.*

571 Section III.E of the Agreement includes provisions relating to crisis apartments:

572 1. By July 1, 2012 the State will make operational two crisis apartments.¹⁵

573 2. By July 1, 2013 the State will make operational a minimum of two additional crisis
574 apartments, ensuring that the four apartments total are spread throughout the State.

575 Crisis apartments are an important community alternative for individuals with SPMI who are at risk of
576 hospitalization. They are staffed by trained mental health peers; clinical and other services are provided
577 by ACT teams, TCM, and other providers. The State has been found to be in Substantial Compliance
578 with the Agreement’s requirements relating to Crisis Apartments since September, 2012, and it remains
579 so today. In fact, it has consistently—and significantly—exceeded the targets contained in the
580 Agreement. In Fiscal Year 2016, the State operated in 7 Crisis Apartment units, which exceeds the
581 requirements of Section III.E.2 by 75%. As is represented in Figure-14, in Fiscal Year 2016, DSAMH’s



¹⁵ The Agreement does not define the number of beds required in each Crisis Apartment, nor does it include a standard for occupancy rates.

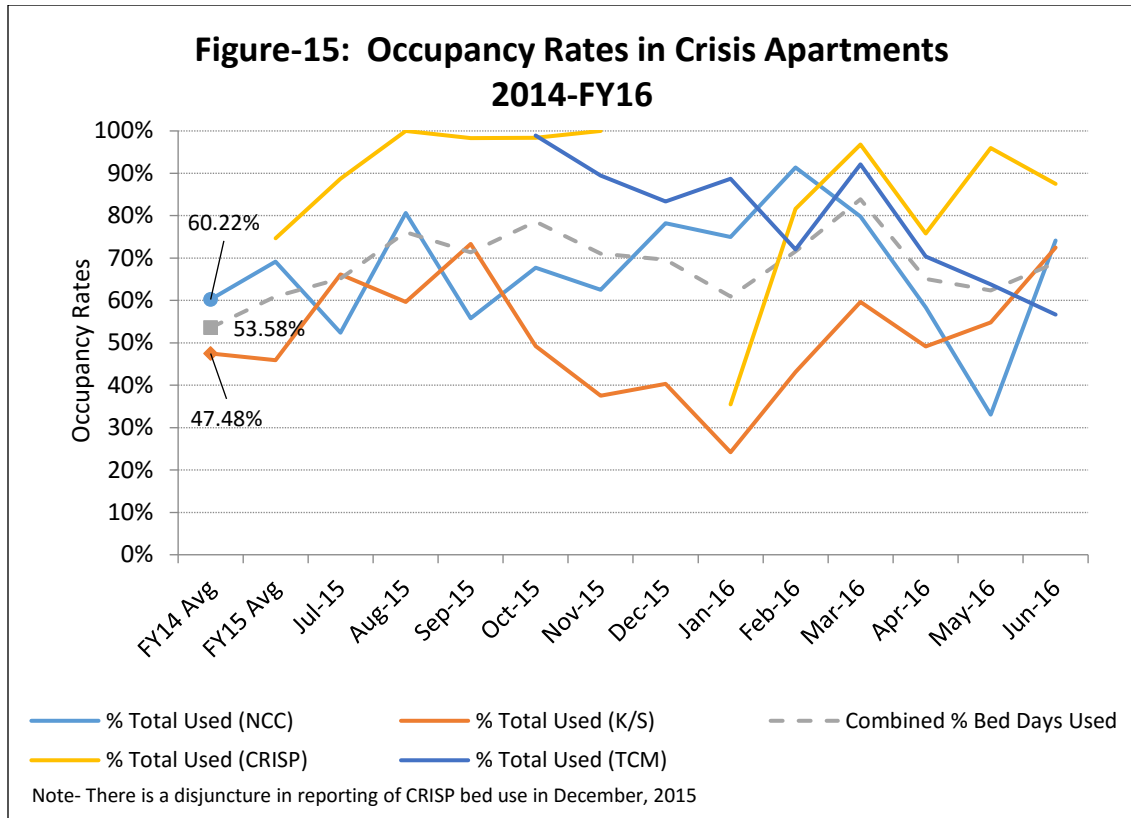
582 Crisis Apartment program has 21 beds available statewide. The program includes Restart Respite
583 Apartments, which are operated by Recovery Innovations (the provider that also operates the RRC
584 Crisis Walk-In Centers), with locations in both the northern and southern parts of the state. It also
585 includes 4 beds that are affiliated with the CRISP program (discussed in the section relating to Assertive
586 Community Treatment) and 9 beds associated with the Targeted Care Management program.

587 The Agreement contemplates that individuals will stay in Crisis Apartments for up to seven days, but in
588 practice many people utilizing these beds have unstable housing; they remain longer than that as
589 permanent living arrangements are put into place.

590 The State has been monitoring utilization of Crisis Apartment beds because they represented a new
591 resource for the system and it was unclear what the demand and needed capacity would be. Initially, the
592 Crisis Apartments had significant vacancy rates, but the State took measures to better integrate the
593 program with its community service structure—for instance, notifying Mobile Crisis Teams of bed
594 availability—and utilization has been trending upward. Figure-15 presents the State’s detailed trending
595 of bed utilization by program, with annual averages for Fiscal Years 2014 and 2015, and monthly
596 trending for Fiscal Year 2016. CRISP and TCM Crisis Apartments were not counted until 2015.

597 In summary, the State has exceeded the requirements of the Agreement with respect to Crisis
598 Apartments. The program is well integrated with its larger crisis system (e.g., Mobile Crisis and the
599 Crisis Walk-In Centers), and the beds affiliated with Targeted Care Management allow ready access for
600 individuals who are just becoming linked to specialized mental health services and who may be living in

601 very unstable living environments. It is monitoring this program and its relationship to other services to
602 ensure that it is being appropriately utilized and that capacities align with service needs. The program is
603 in Substantial Compliance with Section III.E.



604

605

606 **VI. Assertive Community Treatment & Intensive Case Management**

607 *Substantial Compliance.*

608 Assertive Community Treatment (ACT) and Intensive Case Management (ICM) are among the elements
 609 of the Intensive Support Services that are defined in Section II.D of the Agreement. Sections III.F and
 610 III.G lay out specific targets in terms of the number of teams required for ACT and ICM, respectively.

611 Section III.F

- 612 1. By July 1, 2012 the State will expand its 8 ACT teams to bring them into fidelity with
 613 the Dartmouth model.
- 614 2. By September 1, 2013 the State will add 1 additional ACT team that is in fidelity with
 615 the Dartmouth model.

- 616 3. By September 1, 2014 the State will add 1 additional ACT team that is in fidelity with
617 the Dartmouth model.
- 618 4. By September 1, 2015 the State will add 1 additional ACT team that is in fidelity with
619 the Dartmouth model.

620 Section III.G

- 621 1. By July 1, 2012 the State will develop and begin to utilize 3 ICM teams.
- 622 2. By January 1, 2013 the State will develop and begin to utilize 1 additional ICM team.

623 The State has been in Substantial Compliance with both ACT and ICM requirements consistently since
624 September, 2012. As has been discussed in prior Monitor reports, though, some modifications of these
625 provisions have been proposed and agreed to by the parties. First of all, early on the State requested that
626 in place of the Dartmouth fidelity standards, the Tool for Measurement of Assertive Community
627 Treatment (TMACT) be used because it more closely aligns with the recovery orientation that DSAMH
628 is promoting in its programs. TMACT fidelity monitoring has taken place throughout the
629 implementation period.

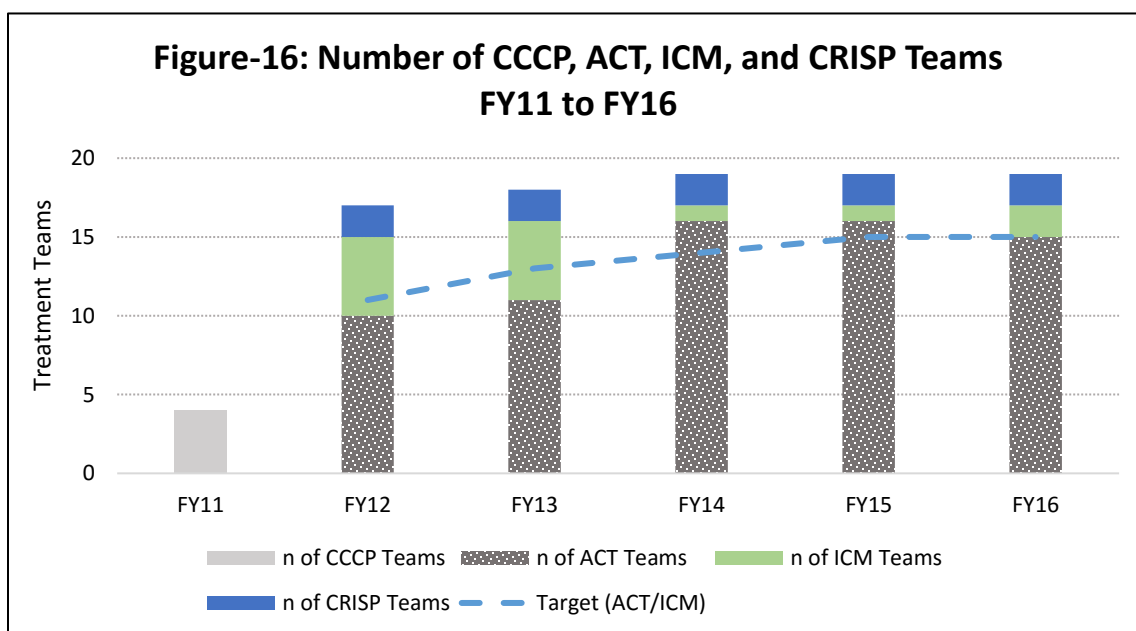
630 Secondly, the State has met and sometimes surpassed the requirements of the Agreement with respect to
631 ACT, but it has also found that ICM—which is a less intensively staffed level of service—was not
632 always meeting the needs of the individuals actually assigned to the program. Accordingly, with
633 agreement by the Monitor and DOJ, it upgraded some of its ICM teams to ACT levels, essentially
634 providing services to some of the ICM population at an intensity beyond what Section III.G requires. It
635 has since made further adjustments—to higher and lower levels of service—based upon the assessed
636 needs of individuals being served.

637 Finally, although not required by the Agreement, in 2012 the State initiated the CRISP program
638 (Community Reintegration Support Project), which was directed at individuals with levels of need
639 beyond what was available through ACT. Many such individuals were clinically stable, but remained in
640 DPC because no program could provide the needed services. CRISP programs are reimbursed on a
641 capitated basis, which allows providers to use funds innovatively to meet the needs of the people served,
642 including clinical and other services, rental costs, transportation, and other expenses. CRISP programs

643 are also liable for inpatient psychiatric expenses, and are thus incentivized to create alternatives (such as
 644 the CRISP Crisis Apartments). They operate similarly to ACT programs and are an important part of
 645 DSAMH’s service array.

646 In summary, ACT, ICM, and CRISP are all intensive programs that are directed at individuals who have
 647 SPMI and the highest levels of disability. These programs provide mobile, out-of-office services and
 648 are available on a 24-hour basis. Each of them enables members of the target population to live in
 649 ordinary housing and to pursue mainstream employment. Sections III.F and III.G differentiate ACT
 650 from ICM; they do not address CRISP even though it entails similar levels of service. Furthermore, the
 651 shifts between ACT and ICM and the additional resources that the State has dedicated to these intensive
 652 services have made it extraordinarily complicated to reconcile the services being provided with the
 653 Agreement’s numerical targets. For all of these reasons, and with agreement by the parties, the
 654 evaluation of compliance with Sections III.G and III.F is being consolidated and CRISP services are
 655 being incorporated in consideration of the State’s fulfillment of these provisions’ requirements.

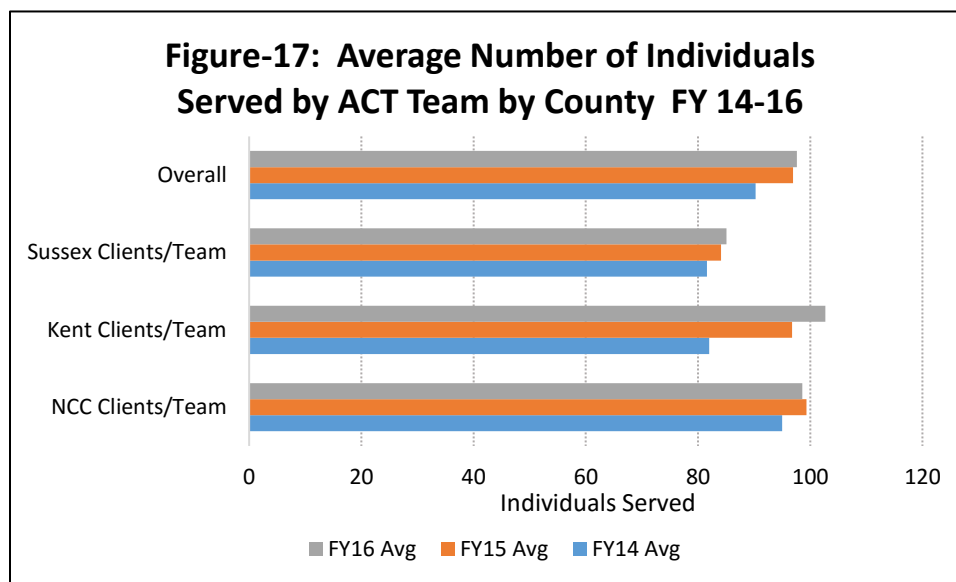
656 Figure-16 presents the number and configuration of ACT, ICM, and CRISP teams from Fiscal Year
 657 2012 through Fiscal Year 2016. For comparison, it also includes the number of intensive service teams
 658 (called CCCP) that were operating in Fiscal Year 2011, at the outset of implementation. The dashed line



659

660 labelled as “Target” indicates the combined number of treatment teams per sections III.F and III.G that
 661 were required for each year the Agreement has been in effect. As is reflected in this Figure, the State
 662 has consistently exceeded the Agreement’s requirements. In Fiscal Year 2016, it had operational 15
 663 ACT teams, 2 ICM teams, and 2 CRISP teams.¹⁶

664 ACT services have been heavily utilized and vacancies are relatively rare. The State monitors the
 665 number of clients served by teams in the three counties, as is presented in Figure-17. Teams are
 666 designed to serve approximately 100 individuals, although in Sussex County the State has configured
 667 teams to serve fewer individuals to accommodate the realities of travel for out-of-office services in that
 668 rural area.



669

670 In Fiscal Year 2016, the State operated two ICM teams, a team in Sussex County serving on average 177
 671 individuals and a team in New Castle County that is building in size; during the year, it averaged 90
 672 clients, but in June, 2016 it had increased to 134 clients.

¹⁶ The CRISP teams had been operated by two providers, but they have since been consolidated under one provider, serving the same number of individuals.

673 In terms of the fidelity of ACT teams to program standards, the State conducts preliminary evaluations
674 of new teams; these are not scored, but are intended to assist them in developing proficiency in the
675 service model. Thereafter, teams are evaluated and scored on TMACT at least annually. As indicated,
676 they establish corrective action plans which are monitored by the DSAMH and may entail outside
677 consultation and training. During the period the Agreement has been in effect, there have been some
678 circumstances in which the State determined that an ACT team was not appropriately meeting fidelity
679 standards, even with corrective actions. In these instances, DSAMH closed the team and transferred
680 responsibility to another provider. While this is unfortunate, it does reflect the State's seriousness in
681 ensuring quality and using data to drive decision-making.

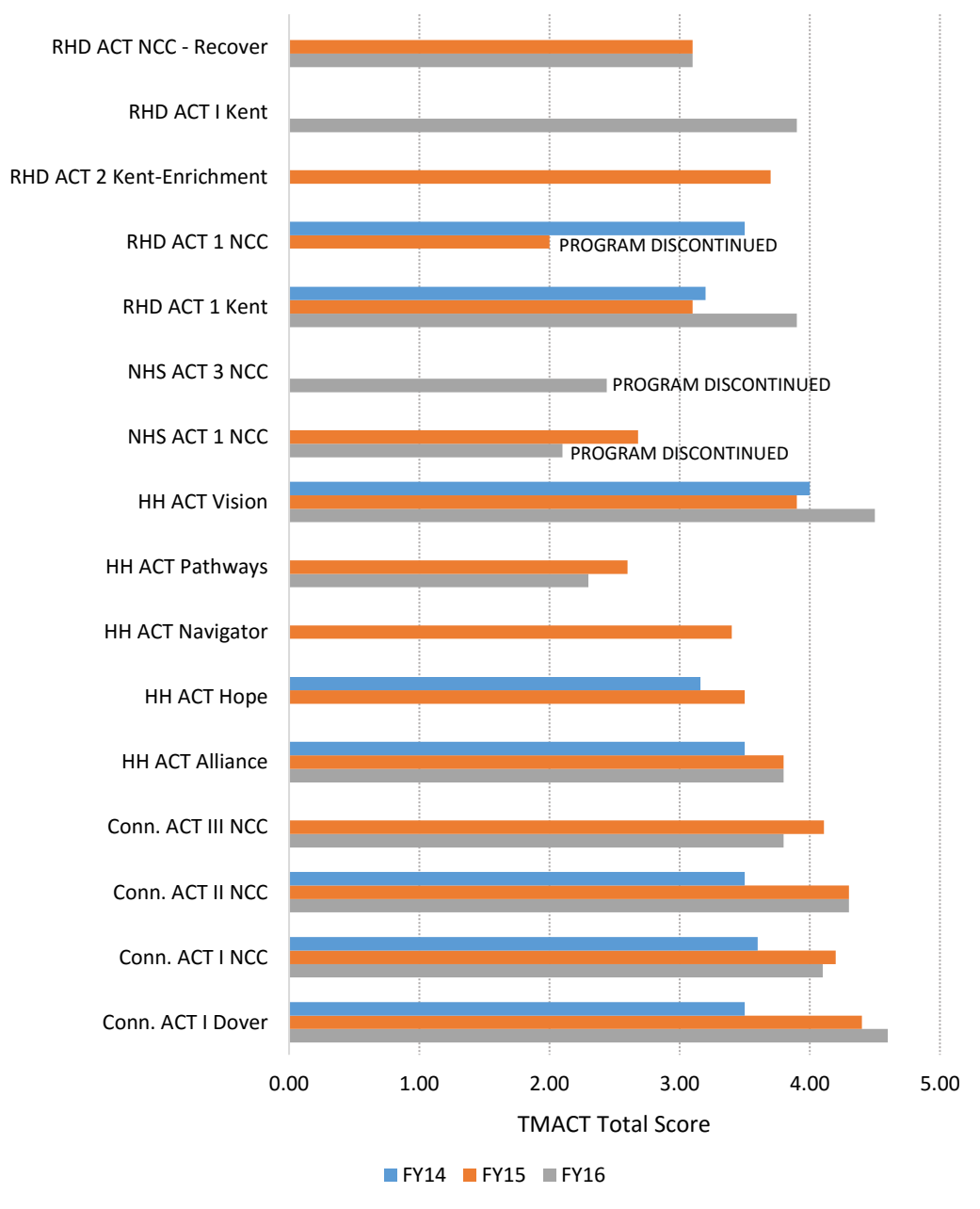
682 Figure-18 presents TMACT scores for the State's ACT teams from Fiscal Year 2014 through 2016. In
683 some instances, reviews are not reported for Fiscal Year 2016 because they were still in process at the
684 time of the State's final data submission for this report. In addition to the TMACT fidelity measures,
685 which focus heavily on the mechanics of ACT teams, DSAMH also carries out extensive outcome
686 measures of its ACT and ICM programs. These measures are a part of the State's Quality Assurance
687 and Performance Improvement program, which is discussed later in this report, but they are included in
688 this section because they are elements of DSAMH's performance monitoring of its ACT and ICM
689 teams.

690 Figures 19 to 31, which follow, will not be discussed in terms of their specific implications, but they are
691 presented here as evidence of the scope of the State's efforts to assure that these critically important
692 services are producing outcomes that are consistent with the requirements of the Agreement and
693 *Olmstead*. It is notable that one provider (NHS) not only performed poorly in terms of fidelity
694 measures, but as is evident in the following figures, also tended to score high on negative performance
695 indicators (e.g., homelessness) and low on positive indicators (e.g., employment). Based upon these
696 data, the State ended that program.

697

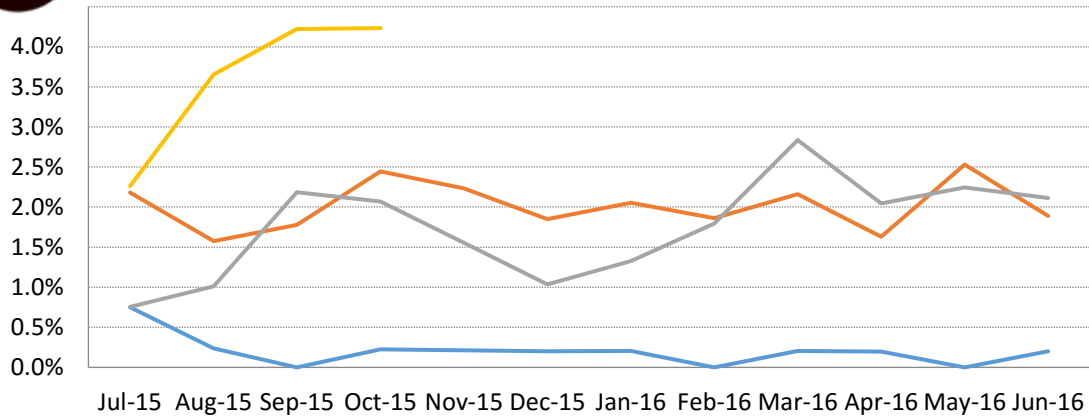
698

**Figure-18: ACT Team TMACT Fidelity Scores
FY14 to FY16**





**Figure-19: ACT/ICM Providers
Average homeless for any night during the month**



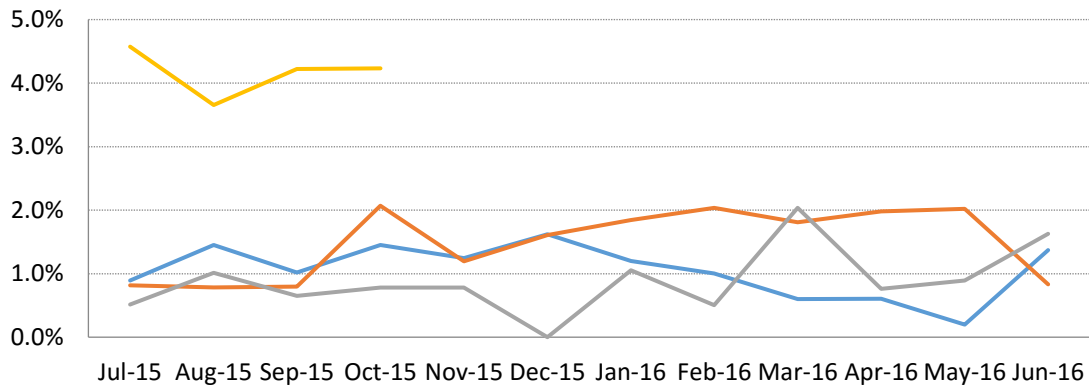
	Jul-15	Aug-15	Sep-15	Oct-15	Nov-15	Dec-15	Jan-16	Feb-16	Mar-16	Apr-16	May-16	Jun-16
— Conn	0.75%	0.24%	0.00%	0.22%	0.22%	0.20%	0.21%	0.00%	0.21%	0.20%	0.00%	0.20%
— HH	2.18%	1.58%	1.78%	2.44%	2.23%	1.85%	2.05%	1.86%	2.16%	1.63%	2.53%	1.89%
— RHD	0.76%	1.01%	2.18%	2.07%	1.55%	1.04%	1.33%	1.79%	2.84%	2.05%	2.25%	2.11%
— NHS	2.26%	3.65%	4.22%	4.23%								

700

17



**Figure-20: ACT/ICM Providers
Average Consumers who spent at least one night in a motel during the month**



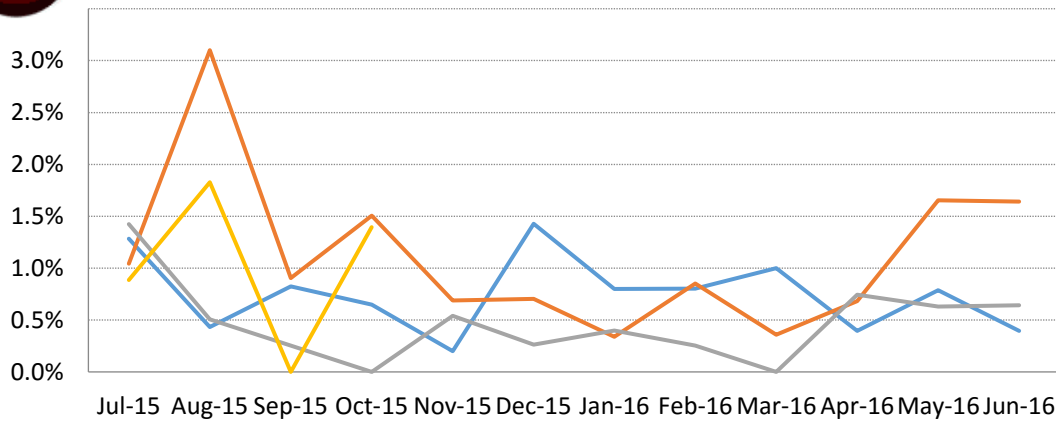
	Jul-15	Aug-15	Sep-15	Oct-15	Nov-15	Dec-15	Jan-16	Feb-16	Mar-16	Apr-16	May-16	Jun-16
— Conn	0.89%	1.45%	1.02%	1.45%	1.25%	1.62%	1.20%	1.00%	0.60%	0.61%	0.20%	1.37%
— HH	0.82%	0.78%	0.79%	2.07%	1.19%	1.61%	1.85%	2.04%	1.81%	1.98%	2.02%	0.83%
— RHD	0.51%	1.01%	0.65%	0.78%	0.78%	0.00%	1.05%	0.51%	2.04%	0.76%	0.89%	1.63%
— NHS	4.57%	3.65%	4.22%	4.23%								

701

¹⁷ In this, and in the following 12 charts, NHS data is presented through October, 2015, at which point the program was discontinued and clients were transferred to other providers.



**Figure-21: ACT/ICM Providers
Average of Consumers arrested**

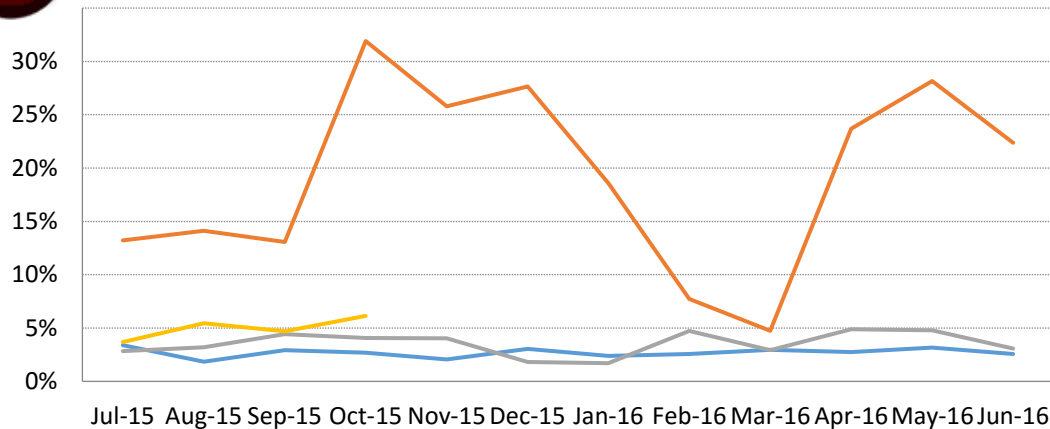


	Jul-15	Aug-15	Sep-15	Oct-15	Nov-15	Dec-15	Jan-16	Feb-16	Mar-16	Apr-16	May-16	Jun-16
— Conn	1.28%	0.43%	0.82%	0.65%	0.20%	1.43%	0.80%	0.80%	1.00%	0.40%	0.79%	0.39%
— HH	1.04%	3.10%	0.90%	1.51%	0.69%	0.70%	0.34%	0.85%	0.36%	0.68%	1.65%	1.64%
— RHD	1.42%	0.51%	0.26%	0.00%	0.54%	0.26%	0.40%	0.25%	0.00%	0.74%	0.63%	0.64%
— NHS	0.88%	1.83%	0.00%	1.39%								

702



**Figure-22: ACT/ICM Providers
Average of Consumers hospitalized in Psychiatric Hospital**

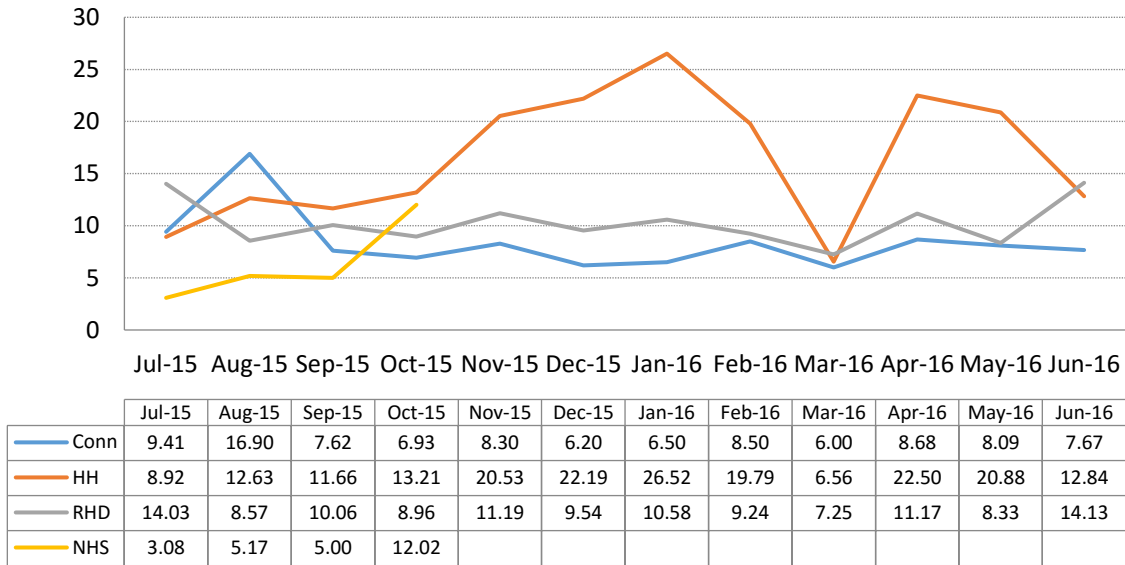


	Jul-15	Aug-15	Sep-15	Oct-15	Nov-15	Dec-15	Jan-16	Feb-16	Mar-16	Apr-16	May-16	Jun-16
— Conn	3.39%	1.85%	2.92%	2.69%	2.06%	3.04%	2.40%	2.56%	2.97%	2.75%	3.17%	2.57%
— HH	13.21%	14.13%	13.08%	31.91%	25.79%	27.64%	18.59%	7.74%	4.74%	23.70%	28.17%	22.36%
— RHD	2.83%	3.20%	4.42%	4.08%	4.05%	1.83%	1.71%	4.72%	2.94%	4.89%	4.78%	3.09%
— NHS	3.69%	5.46%	4.70%	6.14%								

703



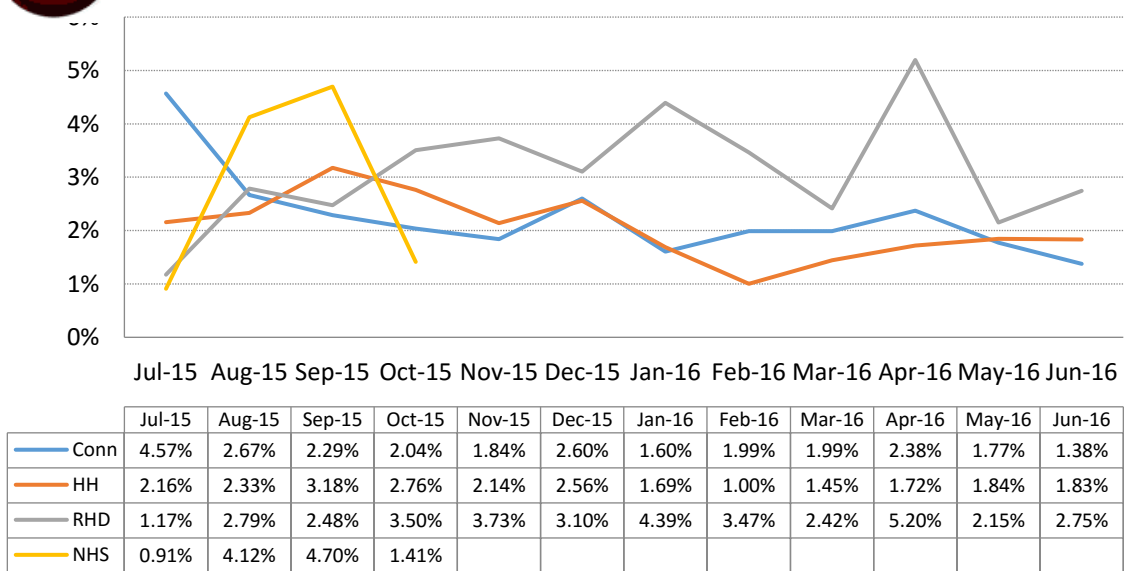
Figure-23: ACT/ICM Providers
Average number of Psychiatric Hospital Patient Days per month:



704



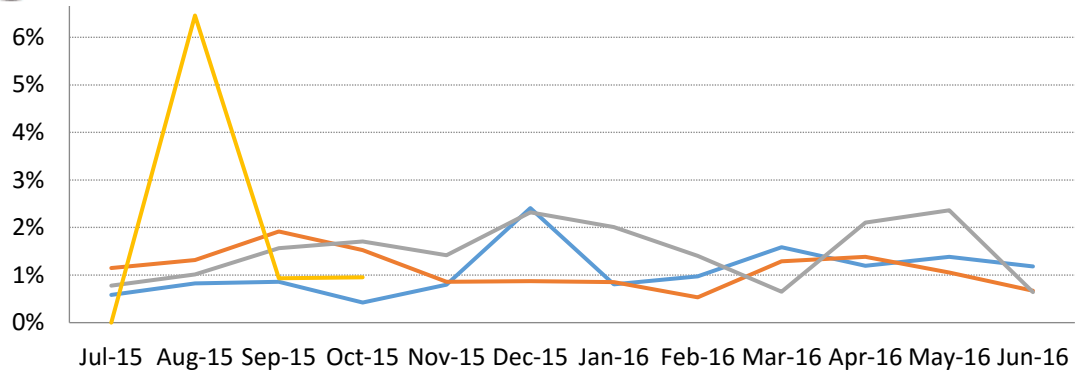
Figure-24: ACT/ICM Providers
Average of Emergency Department Visits



705



**Figure-25: ACT/ICM Providers
Average Consumers admitted to a general hospital**

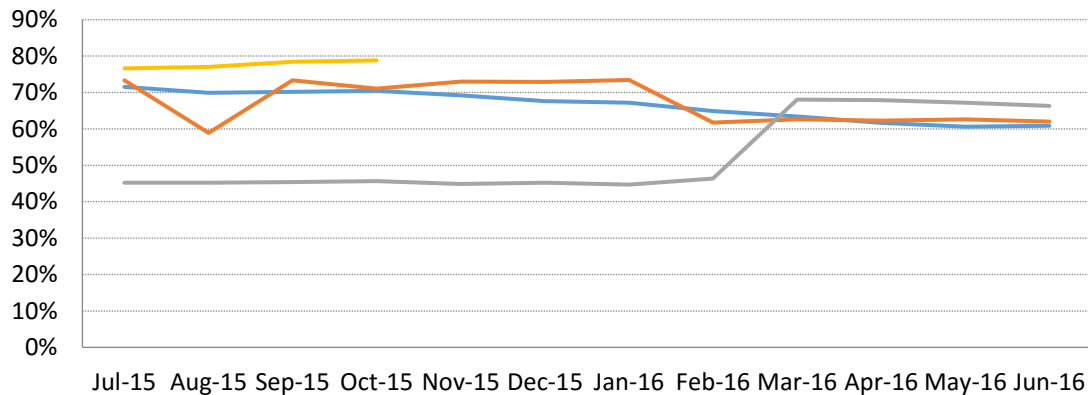


	Jul-15	Aug-15	Sep-15	Oct-15	Nov-15	Dec-15	Jan-16	Feb-16	Mar-16	Apr-16	May-16	Jun-16
Conn	0.58%	0.82%	0.86%	0.42%	0.80%	2.41%	0.81%	0.97%	1.59%	1.20%	1.38%	1.18%
HH	1.15%	1.31%	1.92%	1.53%	0.86%	0.87%	0.85%	0.53%	1.29%	1.38%	1.05%	0.67%
RHD	0.78%	1.02%	1.57%	1.71%	1.42%	2.32%	2.01%	1.40%	0.65%	2.10%	2.36%	0.64%
NHS	0.00%	6.46%	0.93%	0.95%								

706



**Figure-26: ACT/ICM Providers
Average Consumers unemployed for any period during the month**

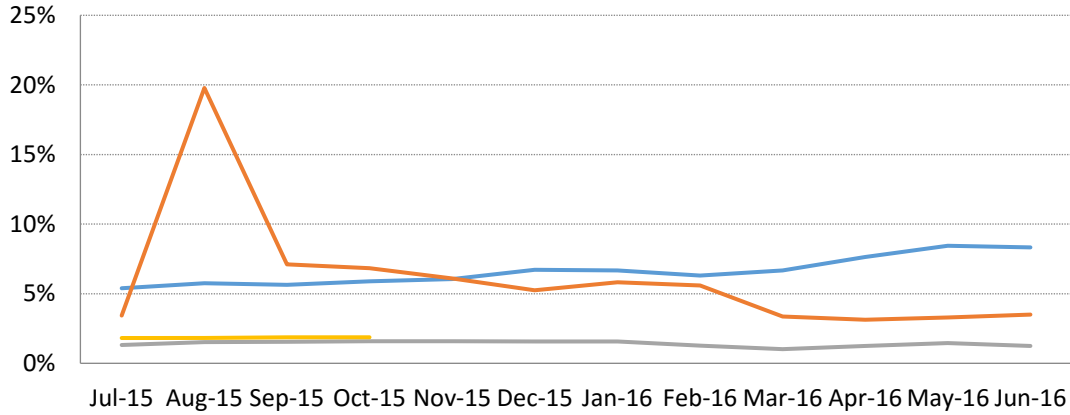


	Jul-15	Aug-15	Sep-15	Oct-15	Nov-15	Dec-15	Jan-16	Feb-16	Mar-16	Apr-16	May-16	Jun-16
Conn	71.53%	69.96%	70.22%	70.46%	69.17%	67.62%	67.15%	64.92%	63.43%	61.69%	60.60%	60.85%
HH	73.30%	58.90%	73.30%	71.09%	72.96%	72.89%	73.44%	61.71%	62.60%	62.28%	62.59%	62.02%
RHD	45.23%	45.22%	45.39%	45.63%	44.85%	45.26%	44.70%	46.40%	68.05%	67.88%	67.17%	66.31%
NHS	76.61%	76.99%	78.42%	78.82%								

707



**Figure-27: ACT/ICM Providers
Average Consumers competitively employed <10
hrs./week:**

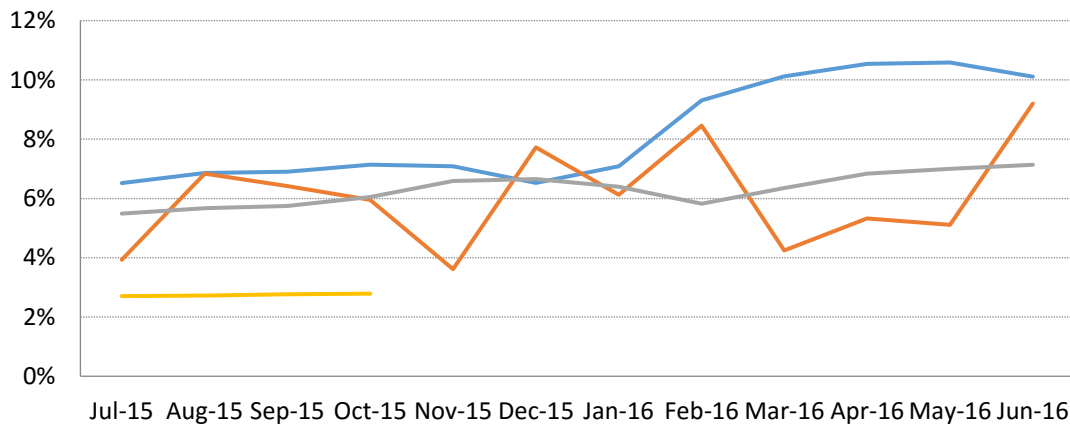


	Jul-15	Aug-15	Sep-15	Oct-15	Nov-15	Dec-15	Jan-16	Feb-16	Mar-16	Apr-16	May-16	Jun-16
— Conn	5.39%	5.75%	5.65%	5.88%	6.05%	6.71%	6.66%	6.30%	6.67%	7.64%	8.45%	8.32%
— HH	3.44%	19.78%	7.11%	6.84%	6.11%	5.24%	5.82%	5.59%	3.36%	3.13%	3.28%	3.49%
— RHD	1.32%	1.53%	1.56%	1.59%	1.59%	1.58%	1.56%	1.26%	1.02%	1.26%	1.47%	1.24%
— NHS	1.82%	1.83%	1.86%	1.87%								

708



**Figure-28: ACT/ICM Providers
Average Consumers competitively employed 10-20
hrs./week**

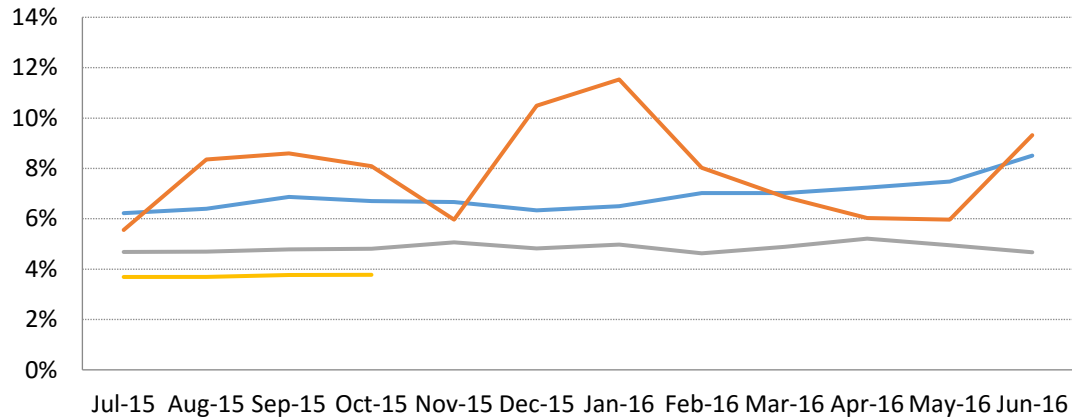


	Jul-15	Aug-15	Sep-15	Oct-15	Nov-15	Dec-15	Jan-16	Feb-16	Mar-16	Apr-16	May-16	Jun-16
— Conn	6.52%	6.86%	6.91%	7.14%	7.09%	6.52%	7.08%	9.31%	10.12%	10.54%	10.59%	10.11%
— HH	3.94%	6.84%	6.41%	5.96%	3.61%	7.73%	6.13%	8.46%	4.24%	5.33%	5.11%	9.20%
— RHD	5.49%	5.67%	5.75%	6.04%	6.59%	6.65%	6.40%	5.82%	6.36%	6.83%	7.00%	7.14%
— NHS	2.70%	2.72%	2.77%	2.79%								

709



Figure-29: ACT/ICM Providers
Average of Consumers competitively employed 20+ hrs./week

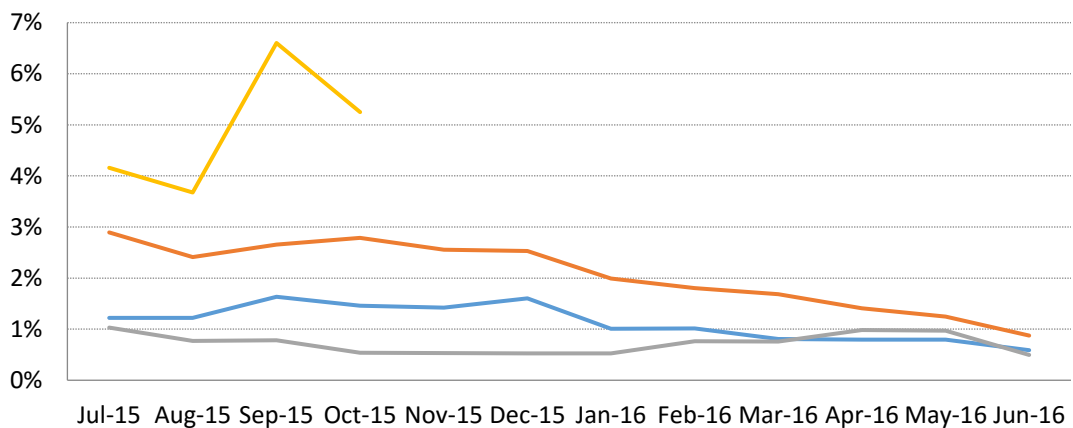


	Jul-15	Aug-15	Sep-15	Oct-15	Nov-15	Dec-15	Jan-16	Feb-16	Mar-16	Apr-16	May-16	Jun-16
Conn	6.22%	6.40%	6.86%	6.70%	6.66%	6.34%	6.50%	7.02%	7.02%	7.23%	7.48%	8.51%
HH	5.55%	8.35%	8.60%	8.08%	5.97%	10.49%	11.53%	8.02%	6.86%	6.03%	5.97%	9.32%
RHD	4.68%	4.70%	4.78%	4.81%	5.06%	4.82%	4.97%	4.63%	4.88%	5.21%	4.95%	4.67%
NHS	3.69%	3.70%	3.77%	3.77%								

710

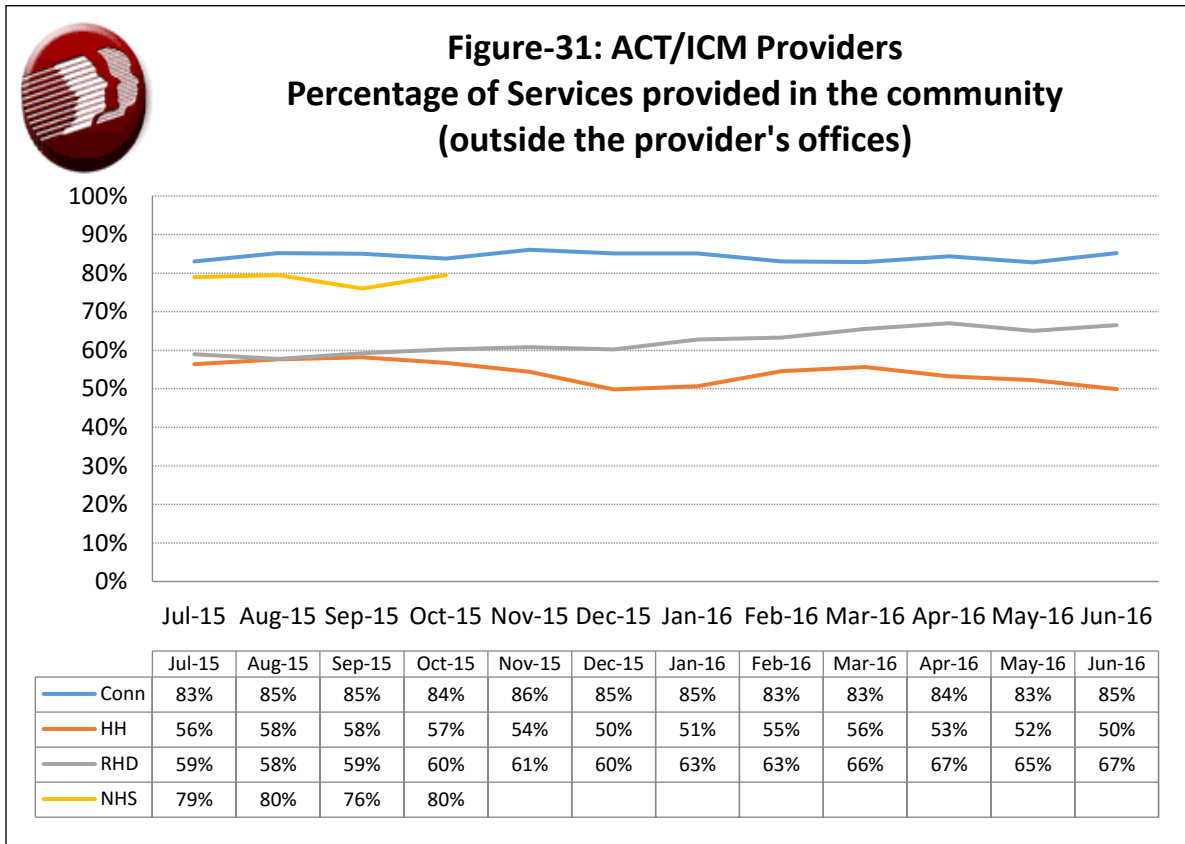


Figure-30: ACT/ICM Providers
Percentage of Consumers on an Outpatient Commitment during the month



	Jul-15	Aug-15	Sep-15	Oct-15	Nov-15	Dec-15	Jan-16	Feb-16	Mar-16	Apr-16	May-16	Jun-16
Conn	1.22%	1.22%	1.63%	1.46%	1.42%	1.60%	1.01%	1.02%	0.81%	0.80%	0.80%	0.59%
HH	2.89%	2.41%	2.65%	2.79%	2.55%	2.53%	1.99%	1.81%	1.68%	1.41%	1.24%	0.87%
RHD	1.03%	0.77%	0.78%	0.54%	0.53%	0.53%	0.52%	0.76%	0.76%	0.98%	0.97%	0.50%
NHS	4.16%	3.68%	6.60%	5.25%								

711



713

714 In summary, the State’s ACT, ICM, and CRISP programs are important elements of the community
 715 service system that enables people with SPM to live in and participate in their communities. In the
 716 aggregate, the State is exceeding the Agreement’s requirements for the number of such teams and it has
 717 in place rigorous and comprehensive systems to monitor and improve performance. It remains in
 718 Substantial Compliance with relevant provisions of the Agreement.

719

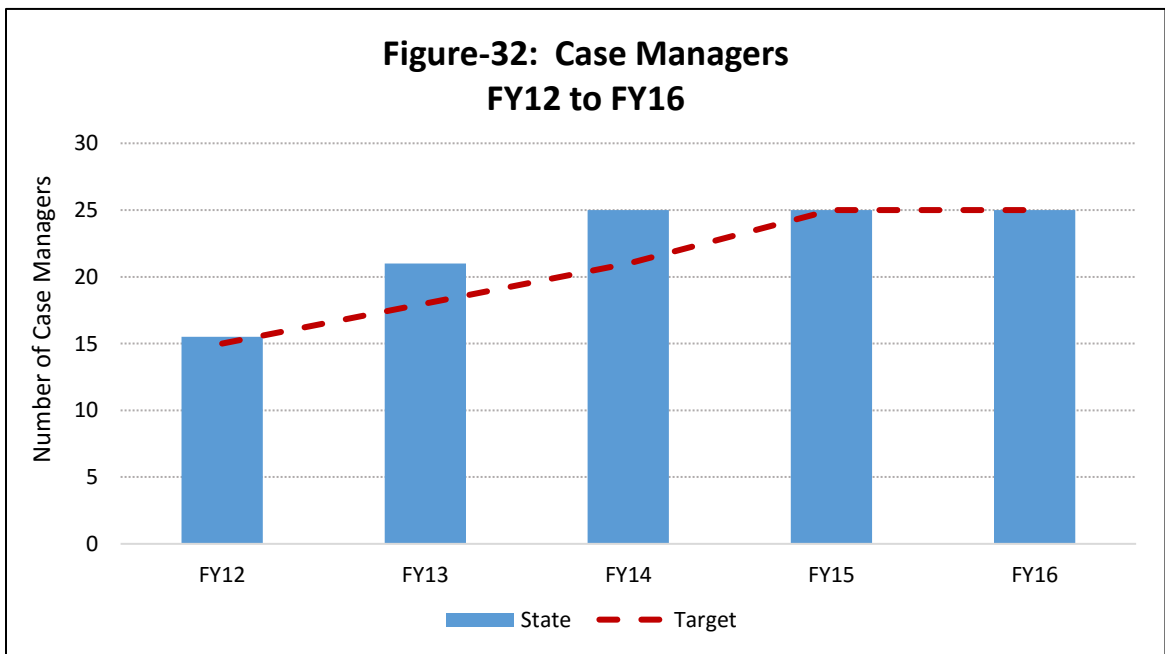
720 **VII. Case Management**

721 *Substantial Compliance.*

722 Section III.H of the Agreement sets requirements of case management services, which the State refers to
 723 as Targeted Care Management (TCM).

- 724 1. By July 1, 2012 the State will train and begin to utilize 15 case managers.
- 725 2. By September 1, 2013 the State will train and begin to utilize 3 additional case managers.
- 726 3. By September 1, 2014 the State will train and begin to utilize 3 additional case managers.
- 727 4. By September 1, 2015 the State will train and begin to utilize 4 additional case managers.

728 The State has been in Substantial Compliance with these provisions since September, 2013. There are
 729 three TCM teams. Two are operated by Recovery Innovations, which also operates the Crisis Walk-In
 730 Centers and some of the Crisis Apartment sites. A third team is operated by the State, and has special
 731 responsibilities for individuals who are hospitalized at DPC and are not yet engaged with community
 732 providers. TCM is a very important service that assists individuals in accessing essential community
 733 services. TCM works closely with Mobile Crisis Services in providing follow-up and linkage to
 734 ongoing assistance following a mental health emergency. As is referenced elsewhere in this report,
 735 TCM assists individuals who have been admitted to IMDs in qualifying for PROMISE services. And
 736 TCM plays an important role in assisting individuals who have been identified as homeless via the
 737 initiative at the IMDs discussed earlier and in helping them to secure appropriate housing and other



738 supports. Figure-32 presents the State’s history of meeting (and in some years, exceeding) the targets
 739 delineated in the Agreement.

740 Section II.D.2.c.ii limits the number of individuals served by case managers to no more than 35,
 741 however, the State has found that the level of need of individuals being served requires more intensive
 742 involvement than this would allow. Table-5 presents data on the number of case managers, the average
 743 number of individuals served at any point in time, as well as the average clients per case manager.

744

Table-5: Targeted Care Managers and Point-in-Time Averages of Individuals Served FY 14-16				
		FY14 Avg	FY15 Avg	FY16 Avg
State TCM	# of Clients	61.1	58.8	93.3
	# of CMs	5	5	5
	Clients/CM	12.2	11.8	18.7
RI - NCC	# of Clients	123.5	107.5	111.4
	# of CMs	9	9	9
	Clients/CM	13.7	11.9	12.4
RI - Ellendale	# of Clients	104.7	119.6	106.7
	# of CMs	11	11	11
	Clients/CM	9.5	10.9	9.7
Totals	# of Clients	289.3	285.9	311.4
	# of CMs	25	25	25
	Clients/CM	11.6	11.4	12.5

745 The State continues to be in Substantial Compliance with respect to Case Management services.

746

747 **VIII. Supported Housing**

748 *Substantial Compliance.*

749 Section III.I of the Agreement includes provisions with respect to Supported Housing for members of
 750 the target population:

- 751 1. By July 11, 2011, the State will provide housing vouchers or subsidies and bridge
752 funding to 150 individuals. Pursuant to Part II.E.2.d., this housing shall be exempt from
753 the scattered-site requirement.
- 754 2. By July 1, 2012 the State will provide housing vouchers or subsidies and bridge funding
755 to a total of 250 individuals.
- 756 3. By July 1, 2013 the State will provide housing vouchers or subsidies and bridge funding
757 to a total of 450 individuals.
- 758 4. By July 1, 2014 the State will provide housing vouchers or subsidies and bridge funding
759 to a total of 550 individuals.
- 760 5. By July 1, 2015 the State will provide housing vouchers or subsidies and bridge funding
761 to a total of 650 individuals.
- 762 6. By July 1, 2016 the State will provide housing vouchers or subsidies and bridge funding
763 to anyone in the target population who needs such support. For purposes of this
764 provision, the determination of the number of vouchers or subsidies and bridge funding to
765 be provided shall be based on: the number of individuals in the target population who are
766 on the State's waiting list for supported housing; the number of homeless individuals who
767 have a serious persistent mental illness as determined by the 2016 Delaware Homeless
768 Planning Council Point in Time count; and the number of individuals at DPC or IMDs for
769 whom the lack of a stable living situation is a barrier to discharge. In making this
770 determination, there should be due consideration given to (1) whether such community-
771 based services are appropriate, (2) the individuals being provided such services do not
772 oppose community-based treatment, and (3) the resources available to the State and the
773 needs of other persons with disabilities. Olmstead v. L.C., 527 U.S. 581 at 607 (1999).

774 Supported Housing is an extremely important service for individuals with SPMI, who often have
775 extensive histories of institutionalization in hospitals, criminal justice settings, or congregate mental
776 health residential facilities. In addition, a substantial number of these individuals have histories of

777 homelessness. Supported Housing is directed at not only providing individuals with stable living
778 environments, but also at promoting the community integration that the ADA and *Olmstead* require.
779 Because people with SPMI have a long history of being relegated to living situations such as nursing
780 facilities, group homes, or apartment buildings restricted to residents with disabilities—settings that may
781 be physically located in the community, but that actually perpetuate the segregation of people with
782 SPMI from the community mainstream—the Agreement includes specific standards for new Supported
783 Housing that is truly integrated into the community. Section II.E requires the State to support members
784 of the target population living in their own homes with services that will:

- 785 a. Ensure that people with SPMI can live like the rest of Delawareans, in their own homes,
786 including leased apartments, houses or living with their family;
- 787 b. Offer people choice regarding where they live and with whom;
- 788 c. Provide an array of supportive services that vary according to people’s changing needs and
789 promote housing stability.

790 Section II.E.2.d and 2.e define minimum standards for integration in terms of what has come to be
791 known in Delaware as the “20%/2-Person Rule;” housing created pursuant to the Agreement is required
792 to be scattered-site—meaning that no greater than 20% of the units in an apartment building may be
793 occupied by people known by the State to have a disability, and no greater than two individuals may
794 occupy an apartment and each must have a private bedroom.

795 Needless to say, the Agreement’s Supported Housing standards represent a sea change from mental
796 health systems (in Delaware and nationwide) whereby individuals with SPMI were routinely assigned to
797 placement “slots” based upon the determination of clinical staff. The placements were mostly in settings
798 where residents’ daily interactions were generally limited to staff and other individuals with SPMI,
799 where individuals were assigned roommates and reassigned to different bedrooms per the decisions of
800 staff, and where people were offered no choice around such basic issues as when and what to eat and
801 what time to go to bed.

802 From the outset of Agreement, the State recognized the significance of Supported Housing in terms of
803 the aims and requirements of the ADA and *Olmstead*, and this has been a very strong element of its
804 implementation efforts. The vignettes presented at the beginning of this report document some of the

805 dramatic life changes that have occurred as a result of the State’s Supported Housing work. Not every
806 story has been a success; Supported Housing is a relatively new service in public mental health and
807 many members of the target population have significant and longstanding challenges associated with
808 mental illness, co-occurring substance use, criminal justice involvement, and other social issues.
809 Furthermore, many such individuals have little or no histories in fulfilling the responsibilities of tenancy,
810 and years of institutional care have bred unnecessary dependence in such areas as food preparation and
811 housekeeping. Notwithstanding these challenges, the State has worked diligently and innovatively to
812 develop a successful Supported Housing program that essentially did not exist prior to the Agreement.

813 The development of its Supported Housing program required more than simply funding rental subsidies
814 and an assortment of in-home community services. It entailed changing the culture of how mental
815 health professionals assess the housing needs of individuals and incorporate those individuals’ personal
816 preferences in their service approaches. Section IV.A.1.b (relating to transition planning from hospitals
817 to the community) delineates an important requirement that gets to the heart of this culture change:

818 Discharge assessments shall begin with the presumption that with sufficient supports and
819 services, individuals can live in an integrated community setting.

820 In Delaware and nationwide, individuals with SPMI were routinely evaluated in terms of “levels of
821 care”—essentially assigning them to housing based on a menu of predetermined segregated housing
822 options that vary in the intensity of services they provide, for instance from several levels of specialized
823 group homes to nursing facility care. Commonly, acceptance of the services provided was a prerequisite
824 for entering community housing. The Agreement requires something different; that assessments be
825 based on the individuals’ personal goals, and that the services, supports, and specific housing
826 arrangements be designed accordingly. Furthermore, rather than being regarded as occupying
827 “placement slots,” the Agreement requires that individuals have tenancy rights and that, with needed
828 support services, they assume the responsibility of being good tenants.

829 To promote assessments that meet these requirements, in the first year of implementation the State
830 developed the Community Living Questionnaire to structure interviews with individuals about their
831 housing preferences and their perceptions about what services and supports they will need to live

832 successfully in their preferred living arrangements, and to reconcile these with staff perceptions of the
833 individual's service needs. This was helpful in reorienting both staff and consumers, both groups having
834 been accustomed to the level-of-care model. The Community Living Questionnaire is included in
835 Appendix-B.

836 In an important effort to make integrated housing the "default" consideration, DSAMH also required
837 that treatment teams prepare written justification when they recommend housing for an individual in a
838 non-integrated setting, i.e., a setting that does not meet the requirements of the "20%/2-Person Rule."
839 These detailed analyses encourage treatment teams to think carefully and critically about utilizing non-
840 integrated housing. Such requests are reviewed by DSAMH to ensure that individuals are being
841 appropriately afforded opportunities to live in Supported Housing. In some instances, teams have
842 requested approval of living arrangements as alternatives for nursing home placements, for instance,
843 approval for three individuals with medical care needs to occupy a first floor apartment with an on-site
844 staff apartment.

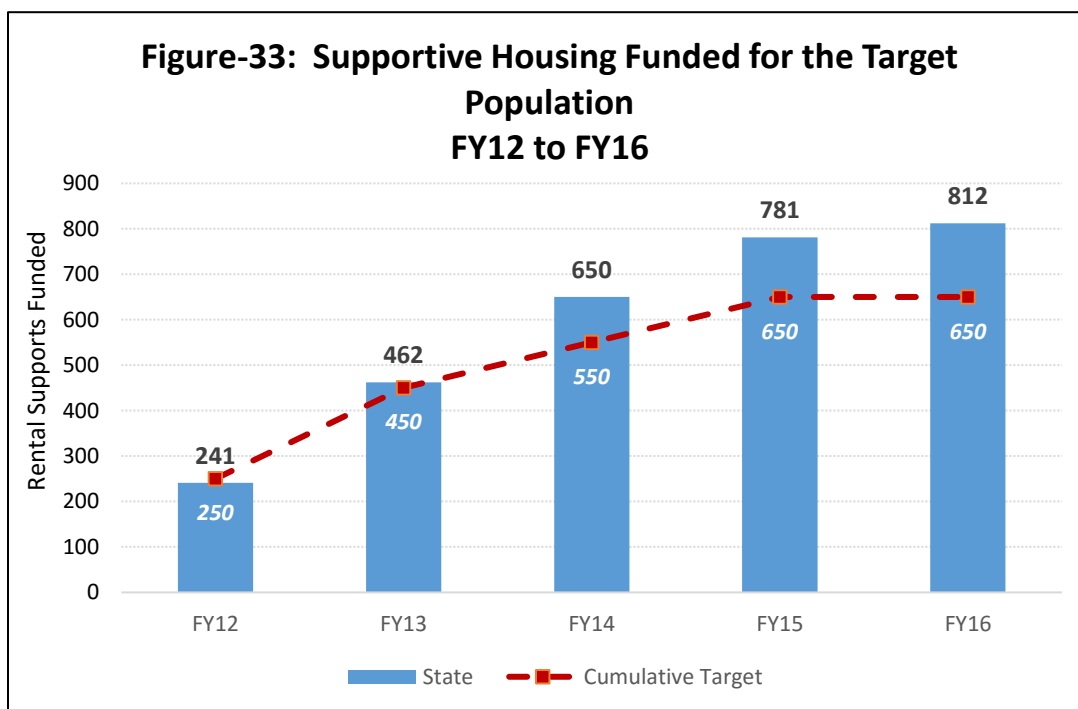
845 For many members of the target population, the Delaware State Housing Authority's (DSHA) State
846 Rental Assistance Program (SRAP) pays rental costs in Supported Housing. SRAP funding for these
847 individuals is administered through a close coordination between the Housing Authority and DSAMH.
848 For hospitalized individuals (and others in special circumstances) with pending SRAP applications,
849 DSAMH has the capacity to provide immediate bridge funding for rent and other costs so that
850 movement into Supported Housing can proceed without delay.

851 Prior to individuals moving into Supported Housing, DSAMH conducts an inspection to ensure that it
852 meets basic quality standards and it also completes a DSAMH Integrated Community Certification to
853 affirm that the scattered-site requirements of the Agreement are met or, if not, that a waiver of this
854 requirement has been approved, as discussed above. Such certifications are also used by DSAMH to
855 maintain data about apartment complexes that have reached the 20% limit of tenants known to have
856 disabilities, as well as those that are available to members of the target population without a need for
857 special approval based upon this limit not having been reached. In addition, to help broaden the choices
858 available when providers and clients are exploring housing options, DSAMH housing staff reaches out

859 to landlords to inform them about the SRAP program and the scope of services that are available to
860 assist individuals to be successful tenants.

861 DSAMH and DSHA have conducted several landlord outreach meetings, including reaching out to state
862 and local landlord associations. In addition, DSAMH developed a brochure on housing supports for case
863 managers to share with their clients and potential landlords. The State has in place programs to train key
864 stakeholders in the availability of SRAP supports and how to access this resources. These programs
865 have included group trainings by DSAMH and DSHA staff, as well as more individualized consultations
866 with peer specialists, ACT teams, and other providers.

867 Figure-33 presents data on the number of rental supports (through SRAP and other sources) that the
868 State has funded for the target population for Fiscal Years 2012 through 2016, as well as the targets
869 required per the provisions of Section III.J. The Figure shows that, with the exception of Fiscal Year
870 2012, the State has exceeded the requirements of the Agreement for each year of implementation
871 (targets are shown in italics; the number of rental supports funded is shown in bold).

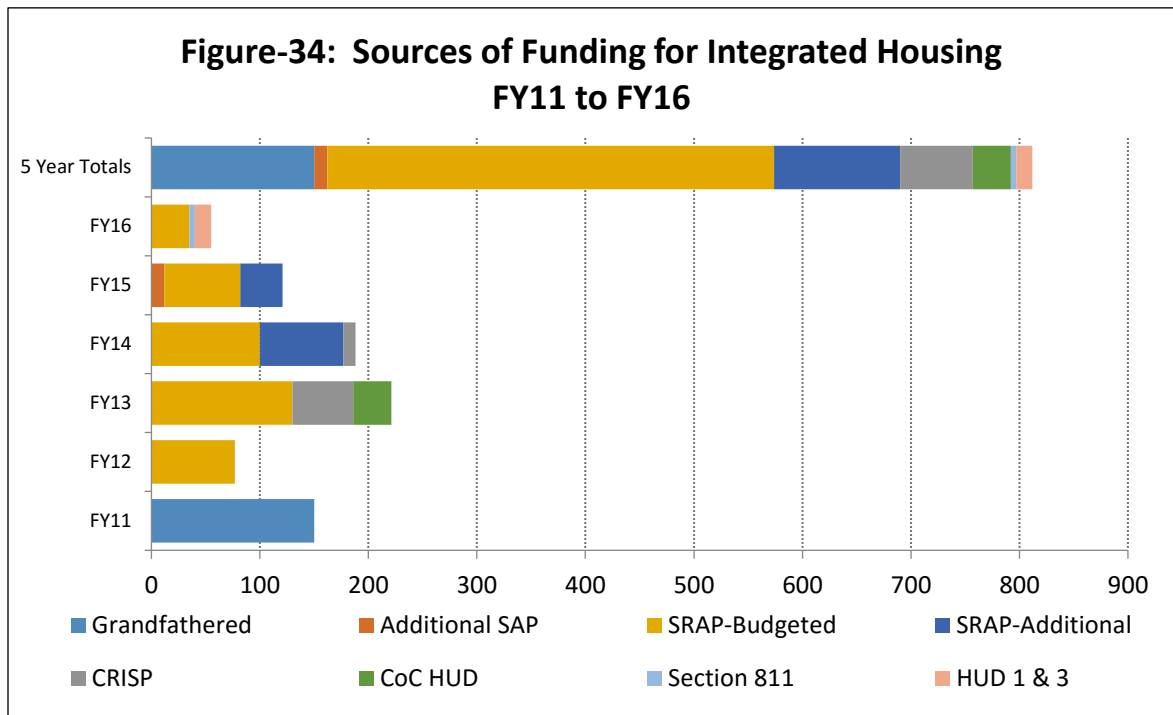


872

873 Figure-34 presents the breakdown of how these housing supports were funded for each fiscal year, and
874 for the 5-year overall total. The “Grandfathered” figure relates to Section III.I.1, while the remaining

875 funding sources reflect a combination of State funds (e.g., SRAP and CRISP) and federal dollars (e.g.,
 876 HUD).

877



878

879 In Fiscal Year 2016, the State had funding available for 812 individuals. But in practice, the number of
 880 housing supports funded for a year does not equal the number of individuals in Supported Housing at
 881 any point in time. For instance, most individuals in the Supported Housing program are successful, but
 882 some do not succeed as tenants (most often due to substance use and attendant issues). Others leave
 883 their apartments for other living arrangements. There are also instances where individuals with rental
 884 vouchers through SRAP transfer to federally funded voucher programs. Vouchers that become unused
 885 in these ways are “backfilled.” And to ensure that vouchers are available throughout the fiscal year
 886 (particularly for individuals being discharged from hospitals), the State intentionally does not release all
 887 vouchers at the beginning of the year. For all of these—and other—reasons, voucher use is complex and
 888 fluid. As of July 1, 2016, for instance, the State had funded up to 528 SRAP vouchers and 461 had been
 889 issued. 40 individuals with vouchers were actively looking for apartments and 15 SRAP applications
 890 were in process.

Table-6: SRAP Applications and Prioritization of the Waiting List				
Group	Definition	Total Applications Received 9/2011 – 5/2016	On Waiting List as of 5/31/16	Percent of Total on Waiting List
HIGHEST PRIORITY				
1	Clients exiting DPC, IMD's and DSAMH's Supervised Apartment Program (clients living in SAP housing who can move to more independent housing are included in this category) and who have a diagnosis of SPMI	259	0	27.8%
2	Clients who have been hospitalized within the last two years (24 mos.) and are eligible for or receiving services from an ACT/ICM team and have a diagnosis of SPMI	164	7	
3	Clients from IMDs, ACT/ICM teams (and/or receiving State-funded services such as Medicaid) that meet the federal definition of chronically homeless and have a diagnosis of SPMI.	183	4	
4	Clients receiving services from a DSAMH-funded community mental health program (who are not enrolled in ACT or ICM services and who meet the definition of chronic homeless and have a diagnosis of SPMI).	94	44	
MEDIUM PRIORITY				
5	Clients receiving services from a DSAMH-funded community mental health program such as (TASC, ACT and CMHCs) and who have a diagnosis of SPMI	444	110	55.6%
LOWER PRIORITY				
6	Clients receiving services from a community mental health provider that is not receiving funds from DSAMH.	46	20	16.7%
7	Clients from a Community Service Provider that is not receiving funds from DSAMH	22	13	
TOTAL	Remains on Waiting List	1212	198	16.3%

892 Table-6 presents the State’s approach to prioritizing members of the target population for rental
893 supports, as well as the number of applications received from September, 2011, through the end of May,
894 2016, and the number of individuals on a waiting list for housing supports as of the end of May, 2016.
895 Highest priority is afforded individuals in DPC, an IMD, or the Supervised Apartment Program (the
896 intent with regard to Supervised Apartments is to free up those beds for other high-risk individuals), for
897 those recently hospitalized and in need on intensive services (i.e., ACT/ICM), and those who are
898 homeless. These individuals account for 27.8% of the housing waiting list and they tend to remain on
899 the waiting list only briefly. Among them, no individuals exiting hospitals or the supervised apartments
900 (Group 1) were on the waiting list as of the date shown. Other individuals in the highest priority
901 categories are homeless or are living in unstable housing. Individuals in Groups 5-7 account for 72.2%
902 of the individuals on the waiting list. They are assigned lower levels of priority because they have stable
903 housing and are not in hospitals, but their housing may not be integrated.

904 Section III.I.6 of the Agreement is lengthy, but it essentially requires the State to be able to demonstrate
905 that its Supported Housing program not only meets the targets established in Sections III.I.1-5, but also
906 that it makes reasonable efforts to expand its housing program to accommodate the needs of the target
907 population, particularly hospitalized or homeless individuals. Table-7 summarizes the State’s data with
908 respect to subgroups of the target population that are referenced in this Section. As many as 232
909 individuals who may be covered by the Agreement meet one or more of the factors identified in Section
910 III.I.6. The largest group—132 individuals counted in the Delaware Homeless Planning Council in its
911 Point in Time study—is based upon a one-night snapshot of individuals in shelters, those who are
912 unsheltered, and other sources. This study does not collect individuals’ names, so it is unknown if some
913 of the individuals counted are already being served by DSAMH, and it is possible that they may be
914 counted in other categories within this table. Furthermore, their mental health status is based upon self-
915 report and whether they meet criteria for SPMI is not known. As such, this category is a very blunt
916 measure of need with respect to the Agreement. As is discussed elsewhere in this report, though, if
917 these individuals come to be psychiatrically hospitalized, or if they come into contact with DSAMH
918 programs, they will be referred for housing evaluations. With respect to the other categories presented
919 in the table, the discussion above describes the State’s prioritization of high-risk individuals for housing

920 supports. And individuals awaiting discharge from DPC because of housing issues¹⁸ are not awaiting
 921 supported housing, but rather have special needs (particularly medical needs).

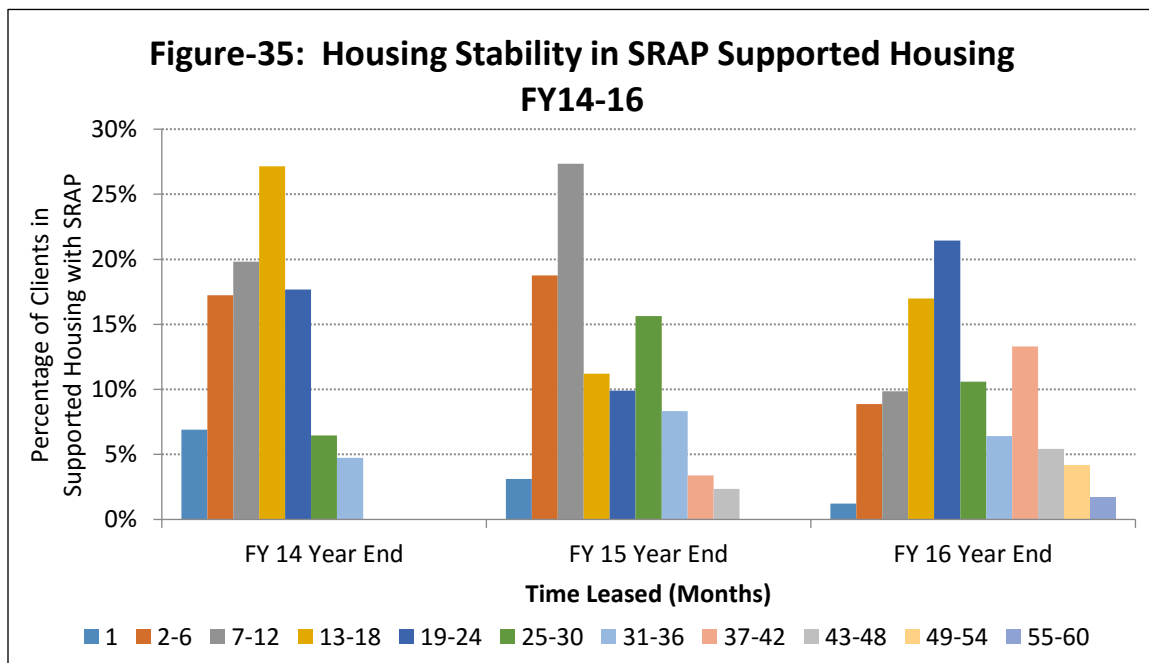
Table-7: Estimates of Housing Needs per Section III.1.6 of the Agreement	
<i>(Individuals counted by the Homeless Planning Council may be duplicated in other categories)</i>	
The number of individuals in the target population who are on the State's waiting list for supportive housing as of 5.31.16	48
The number of homeless individuals with severe mental illness as determined by the 2016 Delaware Homeless Planning Council in the Point in Time count	132
Total number of individuals at DPC or IMD's whom for the lack of a stable living situation is a barrier to discharge, as of 6.15.16	52
Awaiting Supported Housing or Supervised Apartment	0
Awaiting ACT or CRISP services	16
Awaiting Group Home or Nursing Facility	26
Awaiting resolution of legal issues	6
Discharge imminent	4
Total	232

922

923 Figure-35 presents data on the length of tenancy of the target population in Supported Housing and how
 924 the distribution of tenancy has changed between Fiscal Year 2014 and 2016. In 2014, individuals had
 925 been tenants in Supported Housing from one month to 36 months, with the highest category of tenancy
 926 being from 13-18 months (27%). By 2016, the distribution had changed significantly; tenancy ranged
 927 from one month to five years (60 months), and the category into which individuals most frequently fell
 928 into was longer (19-24 months). In other words, notwithstanding the “churning” referenced above,
 929 whereby some individuals are unsuccessful as tenants or otherwise leave supported housing, the overall
 930 profile of the State’s Supported Housing program is that individuals are remaining permanently housed

¹⁸ The number of such individuals at IMDs is small, if any. They would either be referred to TCM or, if clinically unstable, transferred to DPC.

931 for longer periods of time. Whereas in 2014, 11.2% of the target population receiving SRAP support
 932 had lived in their apartments for two years or longer, by 2016, that proportion had increased to 41.6%.



933

934 Monitor reports have rated the State to be in Substantial Compliance with the Agreement’s Supported
 935 Housing requirements since September, 2012, and it remains so. The State has developed an impressive
 936 program that has not only met the annual targets of the Agreement’s provisions,¹⁹ but it has also changed
 937 the service culture for individuals who have SPMI and with respect to the requirements of *Olmstead*.

938 In regard to needs beyond what is required in Section III.I.1-5 (i.e., the requirements of Section III.I.6),
 939 the State has already significantly exceeded the Agreement’s numerical targets for housing vouchers.
 940 Furthermore, it has in place effective mechanisms to connect members of the target population with
 941 housing, for instance for homeless individuals who are hospitalized at DPC or an IMD. As is discussed
 942 in this, as well as prior Monitor reports, Supported Housing is a critical factor in achieving community
 943 integration for individuals who have SPMI and it is among the strongest elements of the State’s
 944 implementation efforts.

¹⁹ 2012 showed a minor deviation from that year’s target.

945 **IX. Supported Employment**

946 *Substantial Compliance.*

947 Section III.J of the Agreement includes provisions relating to Supported Employment services to the
948 target population.

- 949 1. By July 1, 2012 the State will provide supported employment to 100 individuals per year.
- 950 2. By July 1, 2013 the State will provide supported employment to 300 additional
951 individuals per year.
- 952 3. By July 1, 2014 the State will provide supported employment to an additional 300
953 individuals per year.
- 954 4. By July 1, 2015 the State will provide supported employment to an additional 400
955 individuals per year.
- 956 5. In addition, by January 1, 2012 all individuals receiving ACT services will receive
957 support from employment specialists on their ACT teams.

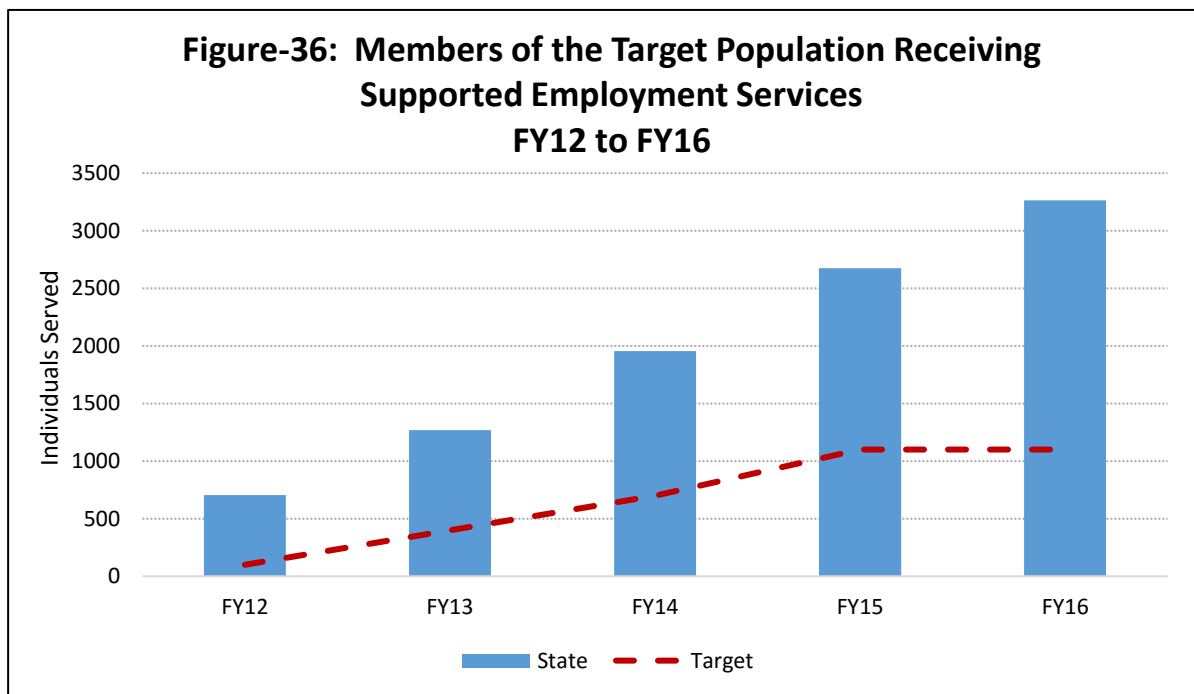
958 Like Supported Housing, Supported Employment is a critically important service with respect to
959 *Olmstead* compliance in that it is specifically directed at enabling individuals with SPMI to participate
960 in the community mainstream. Employment is not only a means of achieving self-sufficiency, but it is
961 also an important aspect of an adult’s social identity and role in the community. Historically, people
962 with SPMI have been excluded from the workforce or relegated to “sheltered” work programs that
963 segregate people with disabilities. Following hospitalization, many such individuals were assigned the
964 identity of “former mental patient” by the community. Supported Employment changes that. It allows
965 people with SPMI to pursue their personal employment goals and to hold competitive, ordinary jobs
966 alongside people who do not have disabilities.

967 The State’s Division of Vocational Rehabilitation (DVR) has a long history of close collaboration with
968 DSAMH to promote mainstream employment for people with SPMI. A part of this collaboration has
969 been to support ACT teams in assisting the individuals they serve in entering the workforce.
970 Nationwide, vocational rehabilitation services that receive federal funding (as does DVR) have
971 limitations in providing ongoing services to individuals once they secure employment. Recognizing that

972 individuals with SPMI often require employment services that extend beyond these limits, the State’s
973 PROMISE program includes Medicaid coverage of Short-Term Small Group Supported Employment
974 and ongoing Individual Employment Supports. As PROMISE becomes more fully operational, these
975 employment services have the potential to significantly increase the number of individuals in the target
976 population entering the mainstream workforce, as well as the number that approach or reach full-time
977 employment.

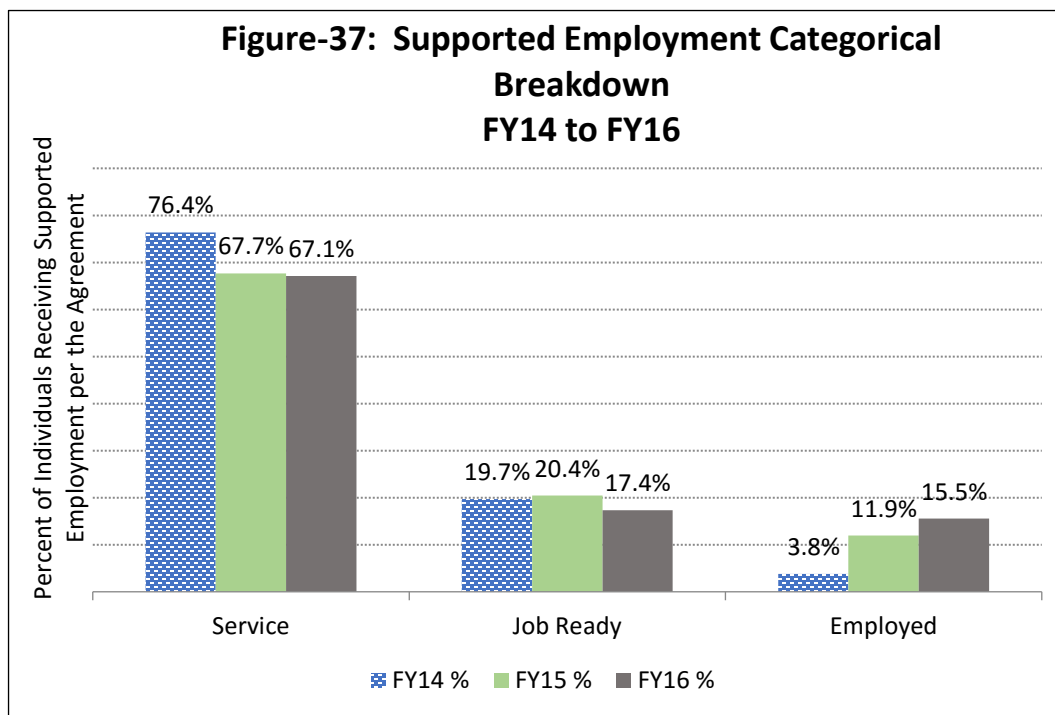
978 The State has been rated as being in Substantial Compliance with the Agreement’s Supported
979 Employment requirements since September, 2012 and it remains so. Figure-36 presents the number of
980 individuals within the target population who are receiving Supported Employment services, meaning
981 that they have active employment plans or are at some level of service beyond this, including to the
982 point of holding a job. As Figure-36 indicates, the State has exceeded the Agreement’s numerical
983 targets for each year of implementation.

984 The target population has special challenges in entering the mainstream workforce. Beyond the
985 employment discrimination that the ADA and other laws seek to overcome, many individuals lack work
986 skills and histories of stable employment. Anecdotally, several individuals who are living in their own
987 apartments following long histories of institutionalization have expressed the feeling to the Monitor that



988 they are not yet ready to pursue employment and that they need to concentrate upon fulfilling the daily
 989 demands of maintaining their homes, shopping, and so on. Figure-37 presents data on the movement of
 990 members of the target population who are receiving Supported Employment services from initial work
 991 on employment plans (such as basic work skills) to job readiness (seeking employment) to actual
 992 employment. It shows that there has been a significant increase in the proportion of people who actively
 993 employed—about a fourfold increase since Fiscal Year 2014. Furthermore, because the population of
 994 individuals receiving supported employment is increasing yearly (per Figure-36), the absolute numbers
 995 of individuals represented by these proportions is increasing as well.

996



997

998 **X. Rehabilitation Services**

999 *Substantial Compliance.*

1000 Section III.K of the Agreement includes requirements for Rehabilitation Services:

1001 1. By July 1, 2012 the State will provide rehabilitation services to 100 individuals per year.

1002 2. By July 1, 2013 the State will provide rehabilitation services to 500 additional individuals
1003 per year.

1004 3. By July 1, 2014 the State will provide rehabilitation services to an additional 500
1005 individuals per year.

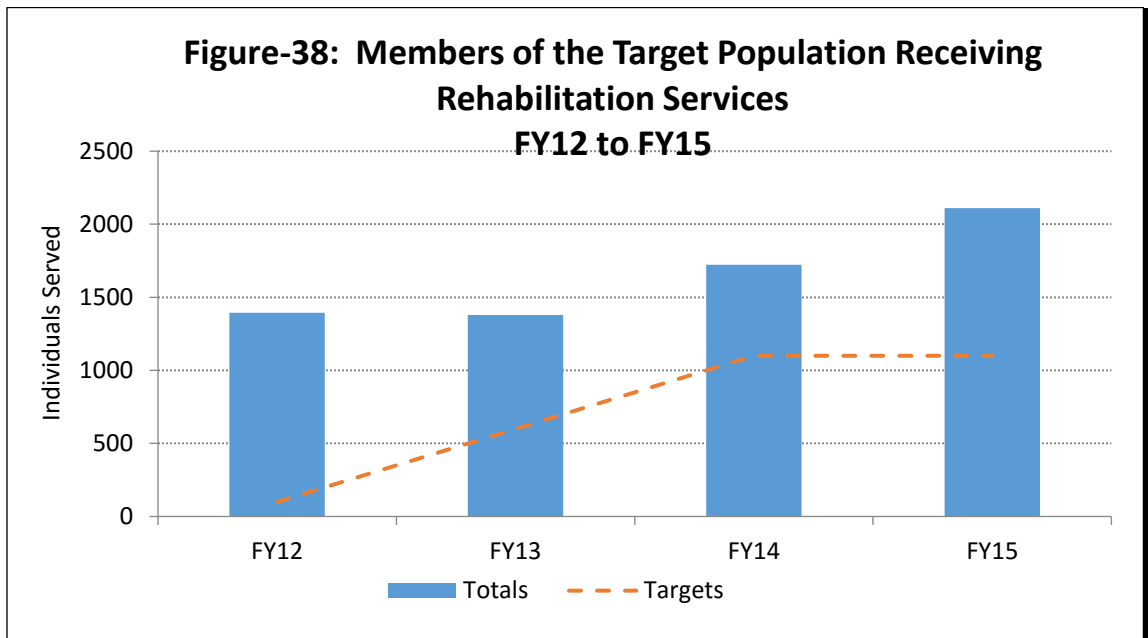
1006 Rehabilitation Services include a broad array of activities, such as education, substance use disorder
1007 treatment, recreation, training in functional skills, and other activities that promote community
1008 integration. Because they are embedded in so many of the services provided under the Agreement, early
1009 in the Agreement the parties agreed that Rehabilitation Services would be quantified for purposes of
1010 evaluating the State's compliance by counting:

1011 1) Any ACT or ICM client receiving one of the services below at least twice a month in any six
1012 months of the fiscal year:

- 1013 a) Psycho-Social Rehabilitative Services
- 1014 b) Psycho-Social Group Services
- 1015 c) Family Psycho-Social Education

1016 2) Any individual on the Target Population Priority List who also appears on DSAMH's
1017 substance use treatment database and is thus receiving services for co-occurring substance use
1018 problems.

1019



1020

1021 The State has been in Substantial Compliance with the Agreement’s Rehabilitation Service requirements
1022 since September, 2012 and, as is indicated in Figure-38, it continues to exceed the numerical targets
1023 contained in Section III.K.

1024

1025 **XI. Family and Peer Supports**

1026 *Substantial Compliance.*

1027 Section III.L of the Agreement includes provisions relating to Family and Peer Supports.

1028 1. By July 1, 2012 the State will provide family or peer supports to 250 individuals per year.

1029 2. By July 1, 2013 the State will provide family or peer supports to 250 additional
1030 individuals per year.

1031 3. By July 1, 2014 the State will provide family or peer supports to an additional 250
1032 individuals per year.

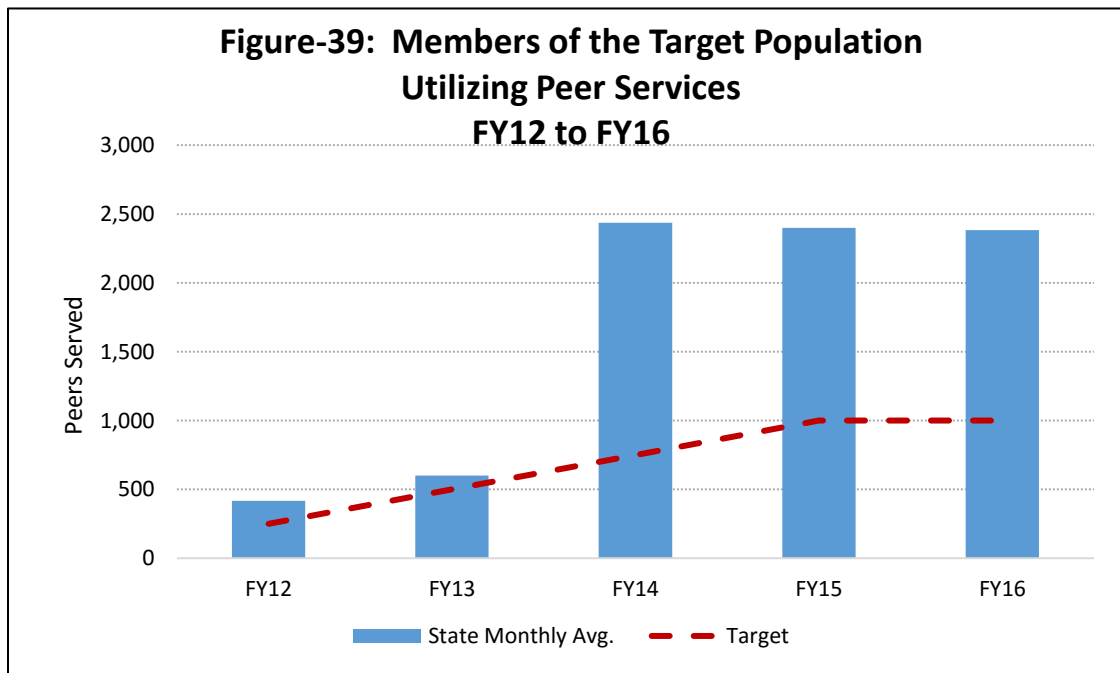
1033 4. By July 1, 2015 the State will provide family or peer supports to an additional 250
1034 individuals per year.

1035 Family Supports entail training and consultation that enable family members to play an active role in
1036 individuals’ recovery process. Peer Supports are services provided by individuals who, themselves,
1037 have mental illness and who have direct experience in recovery and in addressing many of the
1038 challenges confronting members of the target population.

1039 The State provides both Family Supports and Peer Supports to the target population, but it maintains the
1040 best data with regard to Peer Supports; these data have been included in Monitor reports throughout
1041 implementation. Peer services have flourished through the course of the implementation period to the
1042 point that what was once a narrow aspect of DSAMH services has now become ubiquitous. Trained
1043 peers are embedded as critically important elements of services in ACT, ICM, Crisis Apartments, Crisis
1044 Walk-In Centers, and other programs. They play a very significant role in handling consumer
1045 complaints. Peers orient individuals upon their admission to DPC, assist them during the course of their
1046 hospitalization, and provide tote bags with toiletries and other essentials upon discharge to the

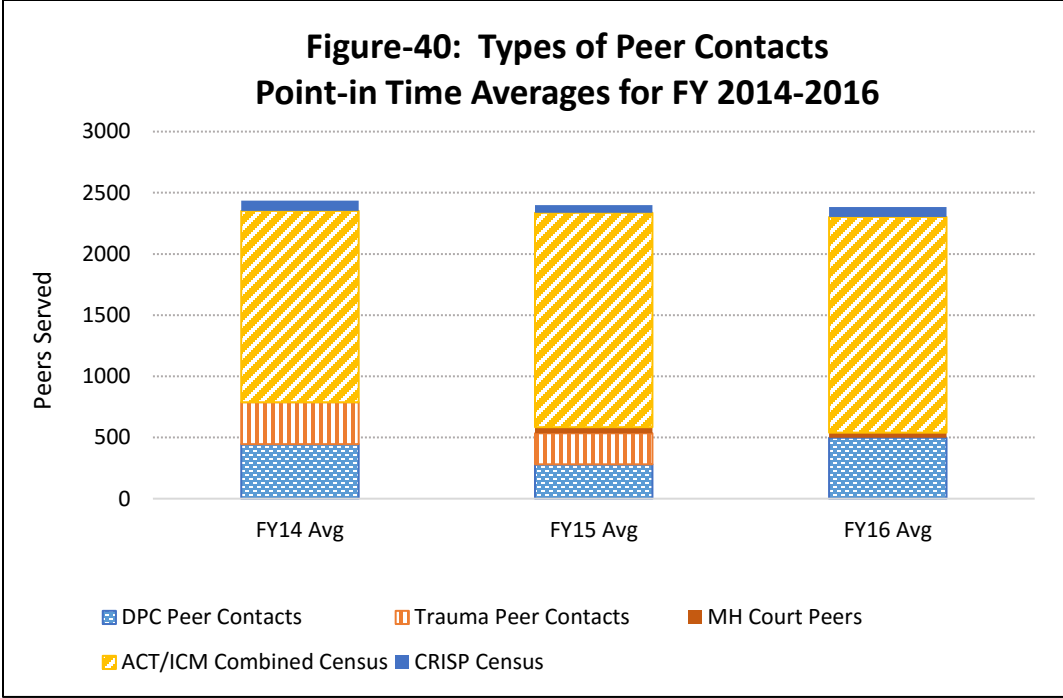
1047 community. Peers operate drop-in centers in the northern and southern parts of the State (the Rick
1048 VanStory Center and the ACE Center, respectively), as well as an art gallery (the Creative Vision
1049 Factory) in downtown Wilmington featuring the artwork of people with SPMI. Recently, peers helped
1050 to create a monument as a part of the restoration of a graveyard that had been used over the decades for
1051 patients of DPC. Peers played an important, substantive role in reforming Delaware’s mental health
1052 laws and will be members of the oversight subcommittee established through Senate Bill 245. Peers
1053 have been trained as research assistants who helped to construct and implement the quality reviews of
1054 ICM and CRISP services discussed later. Peers conduct certification trainings that enable the services of
1055 peer specialists to be reimbursable under the PROMISE program. And, finally, throughout the course of
1056 implementation, peer specialists and the people they assist have been invaluable sources of information
1057 and education for the Monitor.

1058



1059

1060 In short, Peer Support services and the larger peer movement in Delaware have become a vibrant
1061 component of the service system for people with SPMI, and in multiple ways—beyond the requirements
1062 of Section III.L, they have helped move the State towards compliance with the Agreement and



1063

1064 *Olmstead.* Figure-39 demonstrates that, for each year of implementation, the number of individuals
 1065 receiving Peer Supports has exceeded—and, for the last three years, far exceeded—the Agreement’s
 1066 requirements.

1067 Figure-40 presents a breakdown of the types of peer contacts occurring during the past three years. In
 1068 2016, federal funding for an important peer program addressing trauma ended. In 2015, peers began
 1069 providing mentoring services in the New Castle County mental health court.

1070 In summary, the promotion, systemic integration, and meaningful utilization of peer services is another
 1071 important accomplishment of the State in implementing the Agreement.

1072

1073 **XII. Transition Planning**

1074 Section IV.B of the Agreement includes requirements with respect to Transition Planning for members
 1075 of the target population in DPC or an IMD. The subsection that is currently relevant is as follows:

1076 4. The State shall have as its goal that where a transition team determines that a
1077 community placement is the most integrated setting appropriate for an individual
1078 currently in DPC or an IMD, that individual will be discharged to the community
1079 with necessary supports within 30 days. Between July 1, 2014 and July 1, 2015, the
1080 State shall meet this goal for at least 75% of people transitioning from DPC or an
1081 IMD. Between July 1, 2015 and July 1, 2016, the State shall meet this goal for at least
1082 95% of people transitioning from DPC or an IMD.

1083 The intent of this provision is that once an individual who is hospitalized has been determined to be
1084 ready for discharge, transition arrangements should proceed in a timely way and that individual should
1085 be released in less than 30 days with appropriate community services and supports. While this is a
1086 straightforward requirement, its meaningful application is less so. As has been discussed earlier, the
1087 overwhelming majority of hospitalizations among the target population occur within IMDs, where the
1088 length of inpatient care averages fewer than seven days and only about 5% of the discharges exceed 14
1089 days of hospitalization. Thus, for the population receiving Acute Care in IMDs (which, by definition
1090 lasts 14 days or fewer) and where MCOs' approvals of benefits tend to be for 6-7 days of hospital care, a
1091 standard requiring that once an individual has become clinically stable, discharge occur within 30 days
1092 is not very meaningful.

1093 In DPC, it is somewhat of a different story. DPC admits individuals directly from the community for
1094 acute care and, while their lengths of stay are a bit longer than in the IMDs, by definition, their
1095 discharges occur within 14 days. DPC also accepts transfers from the IMDs of individuals who have
1096 complex needs and cannot be stabilized within the Acute Care period; the hospitalizations of these
1097 "blended" admissions tend to extend into the Intermediate Care categories, which may last up to 179
1098 days. Other individuals are directly readmitted to DPC when in need of hospital care because they have
1099 extensive psychiatric histories; they are known to the facility and tend to require extended inpatient care.
1100 Finally, although the State's success in linking this group with intensive community services has
1101 reduced their hospitalization rates dramatically, there are still individuals at DPC receiving Long Term
1102 Care, which can extend from 180 days to decades. With the exception of the Acute Care group, it is
1103 possible that transition arrangements for other patients at DPC (i.e., those receiving Intermediate or

1104 Long Term Care) *could* have exceeded 30 days beyond a determination that hospital care is no longer
 1105 needed, and it is for this group that the requirements of Section IV.B.4 are most meaningful.

1106

Table-8: Inpatient 30-Day Post-Stabilization Breakdown						
	FY15			FY16		
	DPC	IMD	Total	DPC	IMD	Total
Total Number of Discharges (Acute, Intermediate, and Long Term)	154	2,815	2,969	375	2,554	2,929
Number of Discharges within 30 Days of Psychiatric Stabilization	126	2,807	2,933	303	2,546	2,849
% of Discharges within 30 Days of Psychiatric Stabilization	81.8%	99.7%	98.8%	80.8%	99.7%	97.3%

1107 Table-8 presents data from Fiscal Years 2015 and 2016 on the timeliness of discharge following a
 1108 determination that hospitalization is no longer needed in DPC, in the IMDs, and in the aggregate. It
 1109 shows that the State’s overall success in these years in discharging individuals within 30 days is 98.8%
 1110 and 97.3%, respectively.

1111 In DPC, the success rate with respect to the 30-day standard is lower; 81.8% in Fiscal Year 2015 and
 1112 80.8% in Fiscal Year 2016. Table-9 provides a snapshot of individuals at DPC awaiting discharge at
 1113 three points in time. These figures reflect both individuals whose discharges exceed 30 days beyond
 1114 stabilization and individuals whose discharges are proceeding within this time frame, but they give a
 1115 sense of the factors that impede transition from the hospital. First of all, the number of individuals
 1116 reflected in each of the discharge barriers listed is small, fewer than 20. The barriers most frequently
 1117 occurring relate to Group Home or Nursing Facility waiting lists (these individuals tend to have complex
 1118 medical issues and would have been exempted from Supported Housing in the process discussed
 1119 earlier), and to waiting for an opening in ACT or CRISP services. With regard to the latter, DSAMH is
 1120 aware that this has become a factor delaying discharge from DPC and it is now examining whether
 1121 individuals are appropriately moving through these programs when they no longer require such intense
 1122 services. It is working with providers in this regard. DSAMH believes that addressing this issue could
 1123 significantly help in freeing up services for individuals who remain hospitalized.

Table-9: Point-in-Time Breakdown of Discharge Barriers at DPC						
	FY15 (6/30/15)		FY16 (12/31/15)		FY16 (6/30/16)	
	n	%	n	%	n	%
Number of Clients Ready for Discharge	56		45		52	
Provider Active/Currently Discharging	16	28.6%	11	24.4%	4	7.7%
Group Home List	12	21.4%	8	17.8%	19	36.5%
Nursing Home/DDDS List	8	14.3%	5	11.1%	7	13.5%
Legal Barriers	4	7.1%	3	6.7%	2	3.8%
ACT/CRISP List	2	3.6%	3	6.7%	16	30.8%
Other (Medicaid pending, Level of Care determination, etc.)	14	25.0%	15	33.3%	4	7.7%

1124

1125 In addition to the information presented above, the State maintains extensive additional data that it uses
 1126 to monitor the timeliness of discharge and the factors that impede individuals' timely return to the
 1127 community. Although the timeliness measures at DPC do not meet the standard established in Section
 1128 IV.B.4, relatively small number of individuals—many of whom require medical care services—are
 1129 affected. Furthermore, the State is taking appropriate actions to address delays that relate to openings in
 1130 programs such as ACT and CRISP. Finally, when all hospitalizations are considered, including stays at
 1131 the IMDs that are, by design, of very short duration and very rarely extend to anything near 30 days, the
 1132 State is meeting the plain language of this provision. For all of these reasons, the State is rated as being
 1133 in Substantial Compliance with Section IV.B.4.

1134

1135 **XIII. Quality Assurance and Performance Improvement**

1136 *Substantial Compliance.*

1137 Section V.A of the Agreement requires that the State have in place a Quality Assurance and
 1138 Performance Improvement (QA/PI) system that ensures that services are of appropriate quality and that
 1139 they are achieving the goals of community integration, independence, and self-determination that the

1140 Agreement requires. The extensive data on which this report is based is evidence that the State, indeed,
1141 has such a system in place. Furthermore, as was discussed with respect to the State's establishment of a
1142 new Crisis Walk-In Center or the discontinuation of some ACT teams, the State uses performance data
1143 to make decisions about expanding programs and program contracting. Figures-19 through -31
1144 document that the State monitors the quality of its intensive service programs in terms of such important
1145 dimensions as arrest rates, emergency room use, and hours of competitive employment and that it can
1146 analyze such outcomes either in the aggregate or on a program or team level.

1147 The Monitor's ninth report, which was issued recently (on 5/26/16) described how the State has greatly
1148 increased the coordination of its QA/PI activities, in part by establishing the Quality Control Steering
1149 Committee to serve as the hub of analysis and identification of new initiatives. That report summarized
1150 an array of ongoing QA/PI activities that are relevant to the Agreement:

- 1151
- 1152 1. A Quality Process Review of ACT and ICM that has been ongoing since 2015 (Figures-19
1153 through -31).
 - 1154 2. An investigation, which was initiated in 2015, of how homelessness affected lengths of stay
1155 among members of the target population who were hospitalized at DPC.
 - 1156 3. A study of rates of court commitment for inpatient or outpatient treatment, which shows the
1157 systems impressive move towards voluntary treatment (Discussed below, see Figure-48).
 - 1158 4. Monthly QA meetings between DSAMH and the IMDs to resolve problems in care,
1159 including coordination and information sharing between hospital and community providers
 - 1160 5. An investigation of the needs of individuals living in community housing who have complex
1161 challenges, particularly with respect to addressing Activities of Daily Living. This program
1162 was initiated in 2015.
 - 1163 6. A Client Death Review investigation focusing on deaths occurring outside of hospital
1164 settings. This study is a component of DSAMH's risk management activities.

1165 7. An initiative to incorporate into practice data from the evaluation of DSAMH’s CRISP
1166 program that reflects the ongoing partnership between the State and the University of
1167 Pennsylvania.

1168 Some of the initiatives cited above will be discussed more fully in the section below relating to QA/PI
1169 activities relating to the new Crisis Stabilization measures. As an example of a QA/PI initiative that
1170 does not relate to these measures, the CRISP initiative (#7 above) is a longitudinal project that is now at
1171 the point where the State can analyze data on individuals with SPMI who had been hospitalized at DPC
1172 for protracted periods of time and who are now living in integrated settings with support services
1173 pursuant to the Agreement. As a part of this multifaceted study, peers were trained as research assistants
1174 in interviewing consumers annually to gather information about their functioning and perceptions about
1175 their lives. The interview protocol, which was designed with the input of peers, is included in
1176 Appendix-C. Table-10 summarizes some of the data from these interviews. The table shows the
1177 percentages and raw numbers of individuals who report positive outcomes relating to community living
1178 during an initial (Baseline) interview and a follow-up interview one year later. The final two columns
1179 indicate for each factor the percentage and number of individuals whose reports indicate positive change
1180 over the year and those indicating no change. The greatest gains were found with regard to consumers
1181 reporting that they have treatment goals that *they* direct (27.5%), that they feel control over their life
1182 (18%), that they are abstaining from tobacco use (15.9%), and that they have positive feelings of self-
1183 worth (15%). These outcomes reflect well on the system’s overall efforts to promote recovery.

1184 It is notable that the CRISP population includes individuals with significant challenges. In fact, referrals
1185 were made to the CRISP program in part based upon a finding that ACT services would not be sufficient
1186 to support them in the community. The University of Pennsylvania study found that inpatient use
1187 among the CRISP population was minimal, and that all individuals were able to remain in community
1188 settings. Also interesting was the finding that, based upon a widely used measure of psychiatric
1189 functioning,²⁰ individuals’ symptoms actually increased over the year (on average, by 16%), but this
1190 evidently did not have an impact on their ability to live in integrated settings, nor did it affect the
1191 positive self-reports summarized in the table below. All in all, the ongoing CRISP study is further

²⁰ The Brief Psychiatric Rating Scale was used.

1192 evidence from the State’s extensive dataset that community services do work to the benefit of
 1193 individuals with SPMI, including those with very significant challenges.

1194

Table-10				
CRISP Consumer Self-Report Data				
DOMAIN	Baseline % +	12. mo. % +	% + change	% no change
Health Status <i>Baseline (n = 46); 12 mo. (n = 45)</i>	80.4% (37)	71.1% (32)	11.1% (5)	73.3% (33)
Control of Life <i>Baseline (n = 48); 12 mo. (n = 44)</i>	79.2% (38)	79.5% (35)	18.2% (8)	63.6% (28)
Satisfactory Housing <i>Baseline (n = 48); 12 mo. (n = 43)</i>	87.5% (42)	83.7% (36)	11.6% (5)	72.1% (31)
Feelings of self-worth <i>Baseline (n = 46); 12 mo. (n = 43)</i>	73.9% (34)	69.8% (30)	15% (6)	65% (26)
Abstinence from tobacco <i>Baseline (n = 49); 12 mo. (n = 44)</i>	42.9% (21)	38.6% (17)	15.9% (7)	63.6% (28)
Staff believe in consumer growth and recovery <i>Baseline (n = 48); 12 mo. (n = 44)</i>	91.7% (44)	77.3% (34)	9% (4)	68.2% (30)
Consumer directed treatment goals <i>Baseline (n = 46); 12 mo. (n = 43)</i>	73.9% (34)	81.4% (35)	27.5% (11)	55% (22)
Happy with friendships <i>Baseline (n = 49); 12 mo. (n = 44)</i>	83.7% (41)	79.5% (35)	13.6% (6)	68.2% (30)
Feeling a part of the community <i>Baseline (n = 49); 12 mo. (n = 44)</i>	81.6% (40)	81.8% (36)	13.6% (6)	68.2% (30)

1195

1196 **QA/PI Activities Relating to Crisis Stabilization**

1197 As was referenced in Section IV, the parties negotiated a set of QA/PI measures to provide a fuller
 1198 picture of the State’s efforts to reduce hospital use by members of the target population than was
 1199 required in provisions III.D.3-4 of the Agreement. These measures represent the basis for important
 1200 QA/PI activities—some ongoing and some to be launched in the future—and, for this reason, they are
 1201 discussed here. The new measures are presented in Table-11. In addition to these, the parties agreed

1202 that the State would also focus some of its Quality Assurance activities on understanding and better
 1203 addressing factors that may obscure its measurement of services, outcomes, and needs of people with
 1204 SPMI who are served through State-funded programs, for instance, questionable diagnosing within the
 1205 IMDs of individuals who may not have SPMI. Presented below are detailed data relating to the revised
 1206 measures of compliance (Table-11), followed by a discussion of the State’s progress relating to these
 1207 diagnostic challenges.

1208

Table-11	
Revised Measures of Compliance	
with Crisis Stabilization Provisions III.D.3-4²¹	
Bed Days	
1a	Monthly Bed-Day Reports
1b	FY16 DPC Admissions from an IMD, by IMD and the Total LOS
1c	Mean, median, mode, and range of Days for 1b who have been discharged
1d	Clients whose lengths of stay have exceeded 14 days
1e	Direct admissions to DPC (i.e. not via an IMD)
1f	Mean, median, mode, and range of Days for 1e who have been discharged
1g	Removed ²²
1h	ALOS at DPC by LOS Type: 0-14, 15-49, 50-179, 180+ days
1i	Number of persons & length of time for each person on DPC ready to discharge list
Crisis Walk-In Centers	
2a	Number of individuals evaluated at RRC
2b	Diversion from hospitalization by RRC
2c	IMD admissions (from 1a) via Crisis Walk-In Centers
2d	IMD admissions (from 1a) not evaluated via Crisis Walk-In Centers
Engagement in Community Services Comprised by the Settlement Agreement	

²¹ As agreed to by the parties on February 16, 2016. With minor differences, this table was included in the Monitor’s Ninth Report (Table-1).

²² With the agreement of the parties, item 1g has been removed because it was duplicative of item 1d.

3a	Hospital admissions of people who are actively served by DSAMH/PROMISE
3b	DSAMH community provider participation in discharge planning of 3a at IMDs & DPC
3c	Hospital admissions relating to people NOT being served by DSAMH/PROMISE
3d	3c who were referred for specialized services
3e	3c approved for specialized services
3f	3c found ineligible for specialized services
3g	3c approved, but refusing specialized services
3h	Removed ²³
3i	Removed
3j	Timely engagement of community provider/TCM in discharge planning of 3c individuals
3k	State's progress on addressing the 454 high-risk consumers identified in 2014 ²⁴
Co-Occurring Substance use	
4a	IMD admissions with substance use as one of the discharge diagnosis
4b	4a receiving mental health services via DSAMH/PROMISE prior to admission
Homelessness	
5a	3a who are homeless
5b	5a who have been referred for housing (newly referred + already active)
5c	3c who are homeless and referred for DSAMH services
5d	5c who have been referred for housing
5e	3a who were discharged from hospital to shelters
5f	3c who were discharged from hospital to shelters
Hospital Readmissions	
6a	Persons discharged from DPC and each IMD in FY15
6b	30-, 90-, 180-, and 365-day Readmission Rates by LOS type

²³ Measures 3h and 3i related to participation in new PROMISE services. These measures have been removed because these services are still being developed. The State intends to incorporate monitoring of the use and impact of new PROMISE services in its Quality Assurance and Performance Improvement program once they are fully operational.

²⁴ The parties have agreed that Measure 3k will not be used in assessing the State's compliance because it has been subsumed by other actions the State is taking to engage high-risk individuals in services. Discussion of this measure is included for purposes of providing an update on the State's progress in addressing this issue, which was cited in previous Monitor reports.

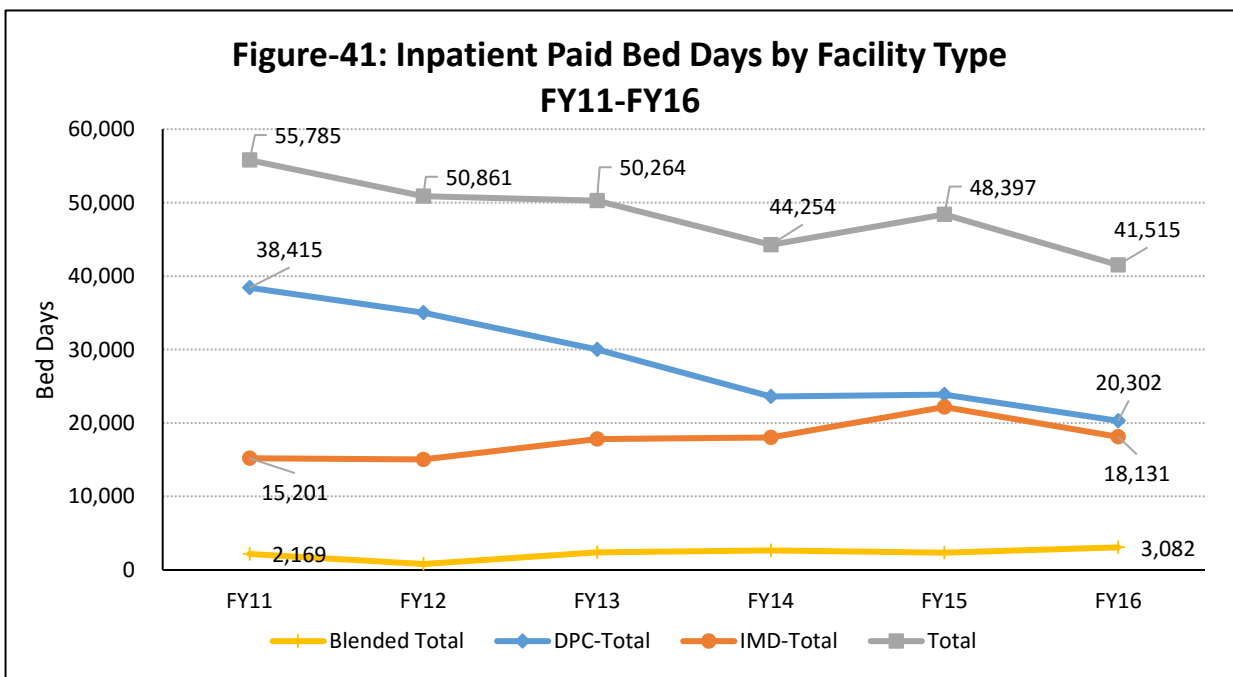
6c	1, 2, 3, or 3+ readmits to an IMD/DPC during a Fiscal Year
Reliance Upon Court-Ordered Treatment	
7a	Involuntary Outpatient Commitments FY11 to FY15
7b	Involuntary Inpatient Commitments FY11 to FY15
DPC Average Daily Census Report	
8	Data on Civil Units only

1209 As of the Monitor’s Ninth Report, the new approach to measuring the bed-day reduction provisions of
1210 Crisis Stabilization Services had been in effect for only 2 ½ months. Although some of the measures
1211 included in the above table had been a part of the State’s ongoing data collection, others were new.
1212 Based upon the State’s substantial efforts to move forward on the quantitative and qualitative
1213 components of the revised approach, the Ninth Report rated the State as “Moving Towards Substantial
1214 Compliance” with respect to Crisis Stabilization. As is documented below, the State is now in
1215 Substantial Compliance with the Agreement’s Crisis Stabilization provisions, as well as with provisions
1216 relating to QA/PI. The tables and figures that follow detail the State’s status with respect to each
1217 measure included in Table-11.

1218 *1. Bed Day Measures*

1219 The first set of measures relates to individuals with SPMI who have been hospitalized in DPC or one of
1220 the IMDs with State funding, their lengths of stay, and timeliness of discharge. The State has been
1221 monitoring total bed days used by the target population since the Agreement went into effect in Fiscal
1222 Year 2011. Figure-41 presents the bed days used for each of the five years of implementation for DPC
1223 and, combined, for the three IMDs. It also includes a small number of “Blended” hospitalizations,
1224 relating to individuals who were admitted to an IMD and who were subsequently transferred to DPC for
1225 continuing inpatient care because they were not stabilized within the relatively short treatment periods to
1226 which IMD care is directed. The bed-day figures include individuals categorized as receiving Long
1227 Term Care (in excess of 180 days), Intermediate-II Care (50-179 days), Intermediate-I Care (15-49
1228 days), and Acute Care (14 days or fewer). DPC serves individuals falling into each of these categories.
1229 Bed use in the IMDs overwhelmingly falls within the Acute Care category; very few hospitalizations
1230 extend into either of the Intermediate Care categories, and none extend into Long Term Care. As is

1231 depicted in Figure-41, comparing FY 2011 with FY 2016, DPC has reduced the number of bed days²⁵
 1232 used by the target population by 47.2%, from 38,415 to 20,302. These reductions have mostly occurred
 1233 with regard to Long Term Care (a 55.3% reduction from FY 2011), but were also realized in
 1234 Intermediate Care-I and -II and Acute Care (8.7%, 4.4%, and 4.5% reductions, respectively). Care
 1235 within the IMDs, which is mostly for 14 days or fewer, increased significantly between 2011 and 2015.
 1236 Possibly reflecting some of the early effects of PROMISE and other improvements that the State has
 1237 made in coordinating services between DSAMH, DMMA, the MCOs, and the IMDs, the number of bed
 1238 days used by the target population in the IMDs dropped during the past year, from 22,179 in FY 2015 to
 1239 18,131 in FY 2016. This is the first time this figure has declined in five years of the Agreement's
 1240 implementation.



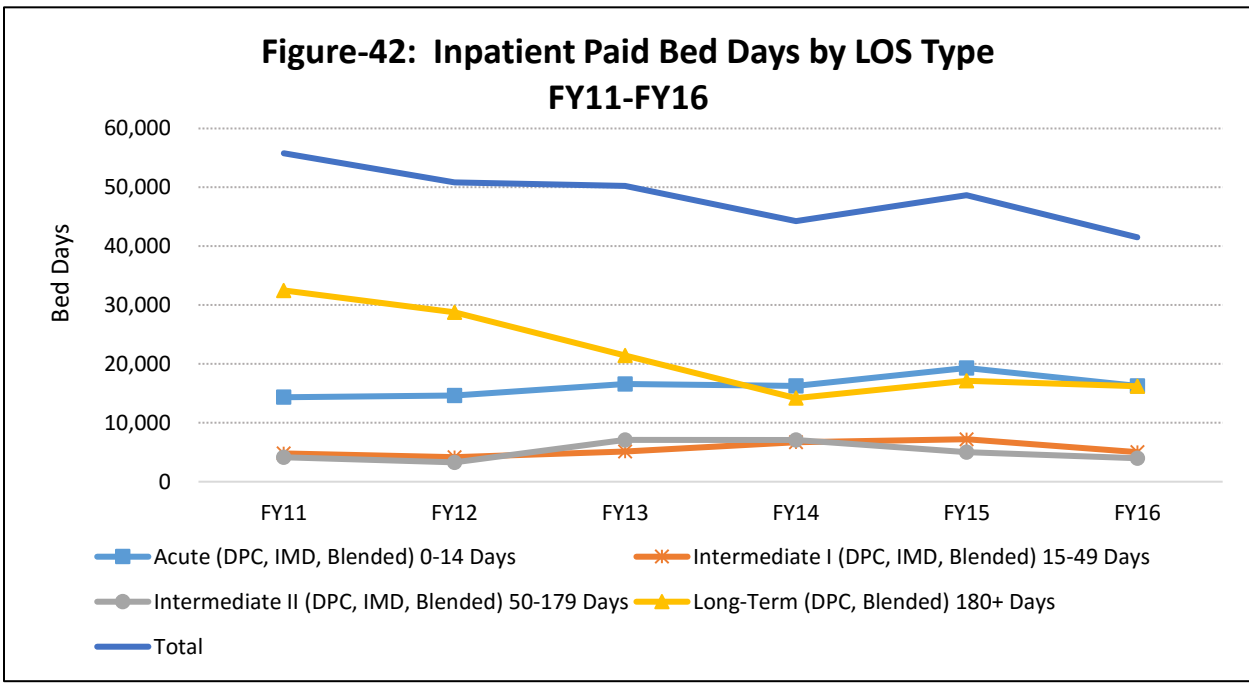
1241
 1242 Nevertheless, as of the end of FY 2016, IMD bed days were 19.3% higher than they were in FY 2011.
 1243 Moving forward, it will be important for the State to closely monitor whether, in fact, FY 2016 showed
 1244 the beginning of a new downward trajectory and, with the prospect of a new IMD opening in Sussex

²⁵ Only non-forensic bed-days are counted.

1245 County, whether it can continue to reduce acute care hospitalizations for people with SPMI. Figure-41
 1246 shows the so-called Blended hospitalizations, which reflect the total of initial hospital days in an IMD
 1247 followed by hospital days in DPC, as being relatively flat over the course of implementation. All told,
 1248 the bed days from DPC, the IMDs, and Blended hospitalizations that entail both DPC and an IMD have
 1249 dropped from 55,785 in Fiscal Year 2011 to 41,515 in Fiscal Year 2016, a 25.6% reduction.

1250 Figure-42 combines hospitalizations among all facilities and presents aggregate data based upon length
 1251 of stay for each year of implementation. It shows that Long Term hospitalizations dropped significantly
 1252 between Fiscal Year 2011 and Fiscal Year 2014, a period during which the State was developing its
 1253 array of intensive community services (such as Assertive Community Treatment) and Supported
 1254 Housing. Since 2014, Long Term Care has pretty much leveled off. Both categories of Intermediate
 1255 Care have remained relatively stable during the implementation period. Acute Care in the IMDs and
 1256 DPC has increased and, consistent with the discussion above, appears to begin to drop in Fiscal Year
 1257 2016.

1258



1259

1260 Table-12 provides additional information about the episodes of hospitalization for people transferred to
 1261 DPC from an IMD; it responds to Measure 1c in Table-11. Table-12 shows DPC discharges during
 1262 Fiscal Year 2016, including from blended hospitalizations where IMD transfers may have occurred
 1263 during that year or earlier. Twenty-two such discharges following a blended hospitalization took place,
 1264 with combined IMD and DPC hospital episodes ranging from 9 days to a high of 966 days. The Mean
 1265 and Median data for these hospitalizations show that these extremes are, in fact, outliers. On average,
 1266 blended hospitalizations lasted 134.9 days and the median number of days—that is, the number of days
 1267 that 11 of these 22 individuals were hospitalized—is 59.0. By either measure, these are long
 1268 hospitalizations, an outcome that is consistent with the premise that individuals who are transferred from
 1269 IMDs to DPC have complex clinical issues that are not amenable to being resolved within the Acute
 1270 Care periods to which IMD services are oriented.

1271

Table-12: DPC Lengths of Stay by Admission Type FY16				
Admission Type	n of Discharges	Mean Bed Days	Median Bed Days	Range of Bed Days
Direct DPC	199	132.1	25.0	2 - 6,470
IMD Transfers Total	22	134.9	59.0	9 - 966
From Dover	10	236.3	66.0	9 - 966
From MeadowWood	3	160.3	57.0	37 - 387
From Rockford	9	114.3	61.0	23 - 413
Total	221	132.4	27.0	2 - 6,470

1272 Table-13 concerns Measure 1d in Table-11, which relates to Blended hospital stays in which an
 1273 individual is transferred from an IMD for longer term inpatient treatment a DPC. It shows that during
 1274 Fiscal Year 2016, sixteen such individuals were transferred to DPC. The State calculates their lengths of
 1275 stay as a single episode and, not surprisingly, virtually all of them (93.8%) remained hospitalized
 1276 beyond the Acute Care period of fourteen days.

1277 Tables-12 and -13 include the data required in Measure 1b in Table-11, that is, the total number of
 1278 individuals who were admitted to DPC from an IMD by IMD during Fiscal Year 2016 (16 individuals)
 1279 and lengths of stay (which can only be determined once they are discharged—i.e., Table-12).

1280

Table-13: Lengths of Stay beyond 15 Days for Direct DPC Admissions vs. IMD transfers FY16			
Admission Type	n of Admissions	n of Total LOS ≥15 Days	% of Total LOS ≥15 Days
Direct DPC	193	128	66.3%
IMD Transfers Total	16	15	93.8%
From Dover	6	5	83.3%
From MeadowWood	3	3	100.0%
From Rockford	7	7	100.0%
Total	209	143	68.4%

1281 Table-14 presents data on how Blended hospital stays have trended during the course of the Agreement.
 1282 Because the numbers are so small, calculations of changes from Fiscal Year 2011 to Fiscal Year 2016
 1283 are not very meaningful for individual length-of-stay categories, but it is notable that there has been a
 1284 27.5% reduction in the overall number of Blended hospitalizations during this period.

1285

Table-14: Number of Blended Hospitalization Episodes by Length-of-Stay Category FY11- FY16							
Stay Type	FY11	FY12	FY13	FY14	FY15	FY16	% Change (FY11- FY16)
Blended-Acute (0-14 Days)	3	3	0	2	1	1	
Blended-Intermediate I (15-49 Days)	22	7	13	26	7	8	
Blended-Intermediate II (50-179 Days)	13	5	16	13	10	12	
Blended-Long Term (180+ Days)	2	2	4	4	9	8	
Blended-Total	40	17	33	45	27	29	27.5% Red.

1286 With respect to Measure 1e in Table-11, and as is presented above in Table-13, DPC reported a total of
 1287 193 direct admissions during Fiscal Year 2016. These included individuals with complex needs and
 1288 long histories of treatment at DPC who need additional hospital treatment, as well as individuals in need

1289 of Acute Care –particularly those who lack Medicaid or other insurance that would cover hospitalization
 1290 at an IMD.

1291 Table-15 presents data that responds to Measures 1f and 1h in Table-11, that is, statistics relating to
 1292 individuals who were directly admitted to DPC. Although the State maintains such data for other
 1293 periods as well, this table includes information for Fiscal Year 2016 only. 30.2% of individuals
 1294 discharged had durations of hospitalization that fell within the category of Acute Care (i.e., 14 days or
 1295 fewer). 42.7% had Intermediate-I lengths of stay (15-49 days), 14.1% had Intermediate-II lengths of
 1296 stay (defined as 50-179 days, but with a range of 51-170 days for these 28 individuals), and the
 1297 remainder had hospital stays in excess of 180 days.

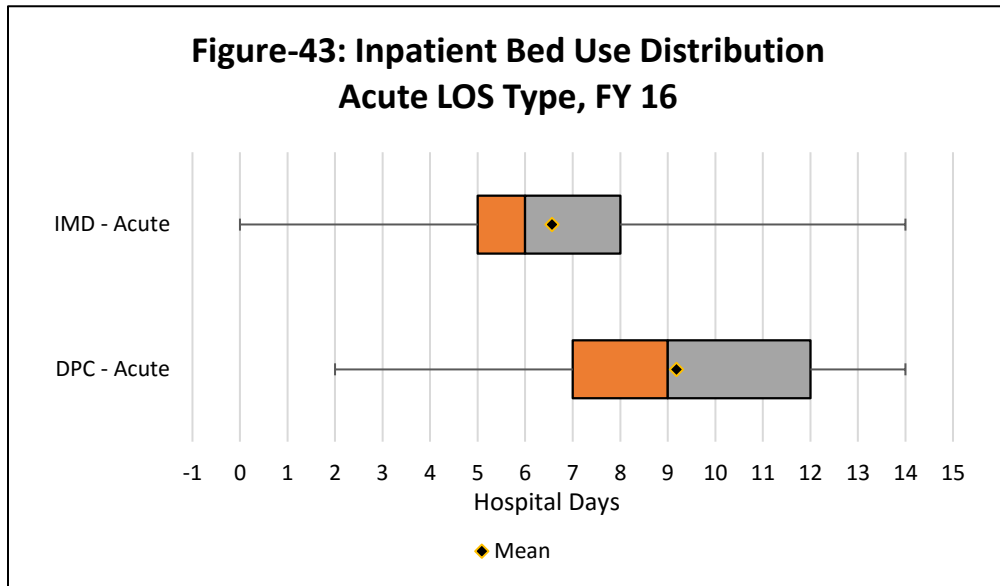
1298

Table-15: Discharges from DPC by Length of Stay Category (Direct Admissions Only) Fiscal Year 2016				
Admission Type	Number of Discharges	Mean Bed Days	Median Bed Days	Range of Bed Days
Acute	60	9.2	9.0	2 - 14
Intermediate I	85	27.5	26.0	15 - 49
Intermediate II	28	86.3	70.5	51 - 170
Long Term	26	807.2	299.5	185 - 6,470
Total	199	132.1	25.0	2 - 6,470

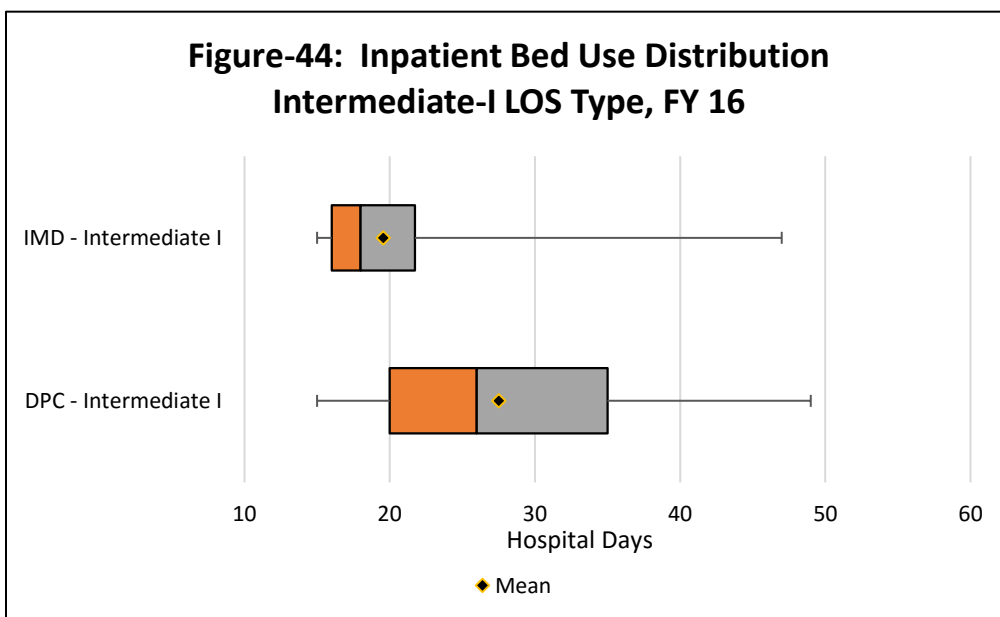
1299 Figures-43, -44, and -45 clarify the meaning of these data. They present the distributions for lengths of
 1300 hospitalizations in DPC and the IMDs within the categories of Acute Care, Intermediate-I, and
 1301 Intermediate-II, respectively.²⁶ In each figure, the horizontal lines (sometimes called the “whiskers”)
 1302 show the range of bed days used during Fiscal Year 2016. The box represents the second and third
 1303 quartiles within this range, and the vertical line indicates the median (the length of stay reflecting 50%
 1304 of the individuals in the group). The mean, indicated by a diamond, is the average length of stay for the
 1305 group. As is shown in Figure-43, the mean and median for Acute Care discharges from DPC are about 9
 1306 days, or slightly longer than tends to be the case in the IMDs. It is likely that this difference is

²⁶ Long Term Care discharges were not included because there is no defined upper limit to this category.

1307 attributable to the fact that the admission and discharge processes at DPC, which entail multidisciplinary
1308 assessments and formal team meetings, are more involved than those utilized within the IMDs.



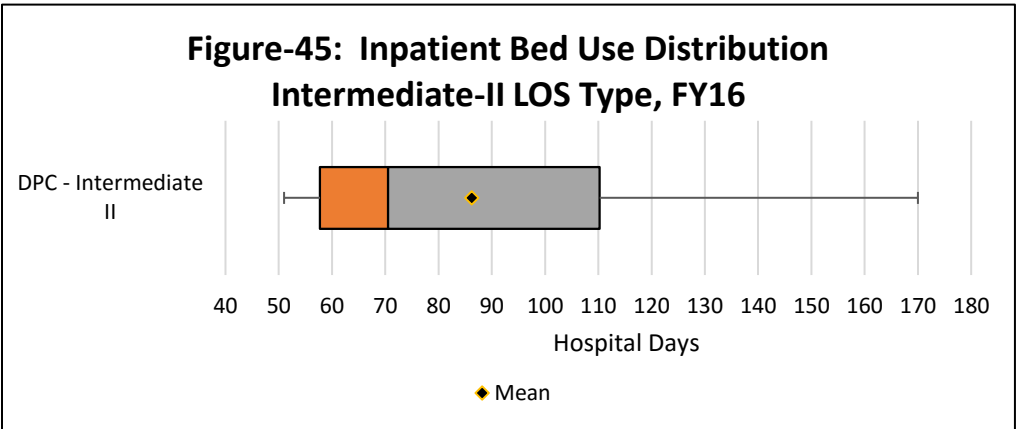
1309
1310 Individuals with Intermediate-I lengths of stay represent only a small fraction of hospital discharges
1311 from the IMDs. The number of discharges from IMDs in Fiscal Year 2016—2,554—is almost thirteen
1312 times larger than those from DPC (199), and virtually all of the hospitalizations in IMDs (95%) were for



1313 Acute Care. Only about 5% of IMD discharges followed Intermediate-I lengths of stay. As is indicated
1314 in Figure-44, they tend to last only a few days longer than Acute Care. Figure-44 shows that within
1315 DPC, Intermediate-I hospitalizations tend to be around 26 or 27 days, and that three-fourths of the
1316 hospitalizations in this category (the right-hand side of the box represents three quartiles) are between 15
1317 and 35 days (49 days is the upper limit for this category).

1318 Intermediate-II lengths of stay (defined as from 50 to 179 days) are extremely rare in the IMDs. Only 2
1319 such instances occurred in Fiscal Year 2016.²⁷ Figure-45 shows that three-quarters of the individuals
1320 whose inpatient stays fell into the Intermediate-II category were discharged within 110 days.

1321



1322

1323 Tables-16 and -17 present length-of-stay data for the IMDs similar to what was discussed above with
1324 respect to DPC, and which is included in Figures-43 and -44. Notable in Table-17 is that the number of
1325 hospitalizations extending beyond Acute Care is small, and that the Mean and Median of these
1326 hospitalizations (19.6 and 18.0, respectively) are only a few days beyond what would be considered
1327 Acute Care. Intermediate-II lengths of stay (beyond 49 days) is a rarity, reflecting only 0.1% of
1328 discharges.

1329

²⁷ Because the number of Intermediate-II hospitalizations in IMDs is so small, their inclusion in the related distribution chart would not be meaningful.

1330

Table-16: IMD Length-of-Stay Statistics by Facility FY16				
Admission Location	n of Discharges	Mean Bed Days	Median Bed Days	Range of Bed Days
IMD	2,554	7.2	6.0	0 - 69
Dover	626	8.3	7.0	0 - 69
MeadowWood	911	6.1	5.0	1 - 37
Rockford	723	7.8	7.0	0 - 54
IMD not identified	294	7.3	7.0	2-36

1331

1332

Table-17: IMD Statistics by LOS Type FY16					
Admission Type	n of Discharges	Percent of Discharges	Mean Bed Days	Median Bed Days	Range of Bed Days
Acute	2,426	95.0%	6.6	6.0	0 - 14
Intermediate I	126	4.9%	19.6	18.0	15 - 47
Intermediate II	2	0.1%	61.5	61.5	54 - 69
Total	2,554	100.0%	7.2	6.0	0 - 69

1333

1334

1335

2. Crisis Walk-In Centers

1336

1337

1338

1339

1340

1341

1342

1343

The second set of measures relating to Crisis Stabilization concern the impact of the Crisis Walk-In Centers in evaluating individuals who are at immediate risk of hospitalization, providing crisis intervention and, as appropriate, diverting them from inpatient care. As is discussed in the section of this report dealing with provisions of the Agreement about Crisis Walk-In Centers, the State has an effective program operating in southern Delaware through the “living room model” of services, and it has just recently replaced its hospital-based walk-in center in northern Delaware with a parallel program. Because of the newness of the northern Delaware program, the State does not yet have data on its operations, but it does maintain and review comprehensive information about the Recovery Resource

1344 Center (RRC), which operates in Ellendale. Table-18 presents the State’s data relating to Measures 2a,
1345 2b, 2c, and 2d in Table-11 for Fiscal Years 2014 and 2015 (it has not yet analyzed data for Fiscal Year
1346 2016). It shows the increasing utilization of the RRC between these years, from 1,760 evaluations in
1347 Fiscal Year 2014 to 2,183 in Fiscal Year 2015. For both years, the rate of diversion from hospitalization
1348 has exceeded 70%.

1349 Dover Behavioral Health is the IMD serving southern Delaware. In past years, this and the other two
1350 IMDs have had substantial numbers of direct admissions for State-funded care of individuals with SPMI
1351 without prior screening and evaluation by a Crisis Walk-In Center. In some instances, such admissions
1352 have been approved by DSAMH, for instance when an individual is at an immediate and serious risk of
1353 self-harm that clearly cannot be addressed outside of a hospital. In other instances, individuals present
1354 themselves at IMDs for admission or various emergency entities (such as police or emergency
1355 departments of general hospitals) have initiated direct transfers. During the past year or so, the State has
1356 taken steps to ensure that, unless circumstances dictate otherwise, individuals are afforded RRC
1357 assessments before hospitalization occurs—particularly when such assessments are part of the civil
1358 commitment process.

1359 As was discussed earlier, Delaware’s mental health law provides for a 24-hour hold to determine
1360 whether an individual who is in crisis is in need of involuntary hospitalization and whether less
1361 restrictive measures are appropriate. In the past, such 24-hour assessments have occurred within IMDs
1362 where, for a variety of reasons, they virtually always culminated in hospitalization. By assigning this
1363 function to the RRC, the State has appropriately sought to distinguish a 24-hour assessment period from
1364 hospitalization itself, which increases opportunities for diversion. For this reason, Measures 2c and 2d
1365 in Table-11 examine IMD admission with and without prior evaluation at the RRC. As is reflected in
1366 Table-18, over 75% of IMD admissions in southern Delaware relating to members of the target
1367 population were first evaluated and approved by the RRC. Of those hospital admissions not pre-
1368 screened in this way, some direct admissions by IMDs were at DSAMH’s direction due to a risk of
1369 imminent harm. These are important measures of performance that the State plans to extend to the new
1370 RRC serving the northern part of the Delaware in that they provide opportunities to ensure that
1371 individuals are afforded the least restrictive care appropriate (in keeping with State and federal laws) and
1372 to drive further improvements in the system’s programs for early intervention and crisis prevention.

1373

Table-18: Southern Delaware Referral and Diversion Breakdown		
	FY14	FY15
Number of Individuals Evaluated at RRC Crisis Walk-In Center	1760	2183
Number Diverted from Hospitalizations	1386	1627
% Diverted	78.75%	74.53%
Number of Dover Behavioral Health IMD Admissions	476	730
Number of IMD Admissions Evaluated by RRC	374	556
% of IMD Admissions Evaluated by RRC	78.57%	76.16%
Number of IMD Admissions Not Evaluated by RRC	102	174
% of IMD Admissions Not Evaluated by RRC	21.43%	23.84%

1374

1375

1376 *3. Engagement in Community Services*

1377 The third set of new measures relating to Crisis Stabilization reflects the State’s efforts to reduce the risk
 1378 of crises leading to hospitalization by engaging members of the target population in the network of
 1379 community services comprised by the Agreement. Table-19 presents data on hospitalizations among the
 1380 target population to an IMD or DPC during Fiscal Years 2015 and 2016 based upon individuals’
 1381 engagement in specialized community mental health services (through either PROMISE or DSAMH) at
 1382 the time of hospital admission. The top half of the table presents data on all such hospital admissions
 1383 during these periods; the lower half of the table reflects unduplicated data—that is, it takes into account
 1384 that some individuals had more than one admission during a year. From either perspective, the findings
 1385 of this analysis are striking. Individuals who are receiving specialized services have dramatically lower
 1386 rates of admission than do those who are not receiving services such as ACT, Intensive Care
 1387 Management, Supported Housing, and other services required by the Agreement. For instance, the
 1388 unduplicated figures for Fiscal Year 2016 show that only 9.9% of hospitalizations involved individuals
 1389 receiving specialized community services, 89.5% were not receiving these services, and a small number

1390

Table-19: Hospitalizations of Individuals Based on Engagement with Specialized Mental Health Services				
	FY15 (Jan to Jun)		FY16 (Jul to May)	
	n	%	n	%
Hospital Admissions	1775		2696	
Hospital Admissions Relating to DSAMH/PROMISE Clients	247	13.9%	301	11.2%
Hospital Admissions Not Relating to DSAMH/PROMISE Clients	1528	86.1%	2395	88.8%
Clients Admitted to Hospitals (Unduplicated)	1339		1913	
PROMISE Clients Admitted to Hospitals	159	11.9%	189	9.9%
Non-PROMISE Clients Admitted to Hospitals	1173	87.6%	1712	89.5%
Individuals Admitted to Hospitals both as non-PROMISE and PROMISE Clients	7	0.5%	12	0.6%

1391

1392 (0.6%) were enrolled in specialized services during the course of the year.²⁸ Enrollment in PROMISE
 1393 (or DSAMH) services entails a careful review by DSAMH of individuals’ clinical diagnoses and service
 1394 needs. In other words, provider records of these individuals have been reviewed by DSAMH’s
 1395 Eligibility and Enrollment Unit (EEU) to determine that, in fact, they have SPMI and that they have
 1396 functional impairments that necessitate specialized services. That individuals with such documented
 1397 levels of impairment represent such small numbers of hospital admissions—only 189 in Fiscal Year
 1398 2016—reflects very positively on the overall effectiveness of Delaware’s programs to address the needs
 1399 of inherently high-risk individuals, in keeping with the requirements and intent of the Agreement.

1400 Individuals not enrolled in PROMISE have been given diagnoses of SPMI (generally by IMDs), but
 1401 either they have not been referred for PROMISE or the EEU has determined that they do not have SPMI
 1402 or a need for specialized services. Monitor reports from past years noted that the State’s referral
 1403 processes for specialized services was poorly coordinated and, in many respects, arbitrary. During the
 1404 past two years, the State has made important improvements by creating clear triggers for referral,
 1405 streamlining procedures for making referrals, and monitoring related quality indicators. Table-20

²⁸ Most likely, their hospitalizations triggered referrals for PROMISE services.

1406 presents the cumulative number of referrals for specialized mental health services since PROMISE was
 1407 launched in January, 2015, totaling 3,059 as of the end of the 2016 fiscal year. As the State’s enrollment
 1408 processes became fully operational, the number of referred individuals awaiting PROMISE
 1409 determinations dropped from 36.6% in December of 2015 to only 1% in June of 2016. Cases closed,
 1410 including reviews determining that individuals are ineligible, have increased to almost 30%.

1411

Table-20: Breakdown of New PROMISE Referrals						
	Cumulative Referrals					
	As of 12/31/15		As of 4/30/16		As of 6/30/16	
	n	%	n	%	n	%
Clients Referred for Specialized Mental Health Services	2137		2877		3059	
Clients Approved for Specialized Services	873	40.9%	1808	62.8%	2117	69.2%
Clients Closed (Ineligible, Refused, Moved, etc.)	481	22.5%	713	24.8%	912	29.8%
Clients Waiting Determination	783	36.6%	356	12.4%	30	1.0%

1412

1413 Taken as a whole, Tables-19 and -20 document that the State is making significant progress in engaging
 1414 individuals with SPMI with the intensive services they need to live in the community. These services
 1415 for people determined to have significant disabilities appear to be effective in preventing their
 1416 hospitalization. And, perhaps reflecting diagnostic practices in IMDs discussed earlier in this report,
 1417 about 9 out of 10 hospitalizations occur with respect to people *not* receiving specialized services. While
 1418 these individuals have been given SPMI diagnoses, either their diagnoses and service needs were not
 1419 validated in EEU reviews, services were not implemented because of other factors (e.g., client refusal),
 1420 or they were not referred. Because non-PROMISE clients account for about 90% of the State-funded
 1421 hospital admissions (representing very significant public expenditures), and given the evident
 1422 effectiveness of PROMISE services in preventing hospitalizations of individuals with SPMI, the State
 1423 should redouble its efforts to understand why these admissions are occurring in such high numbers.

1424 Measure 3j in Table-11 concerns the timeliness of provider contact with members of the target
1425 population who are hospitalized. This issue was discussed above in the section “Community Provider
1426 Involvement,” and related statistics were presented in Figures-12 and 13.

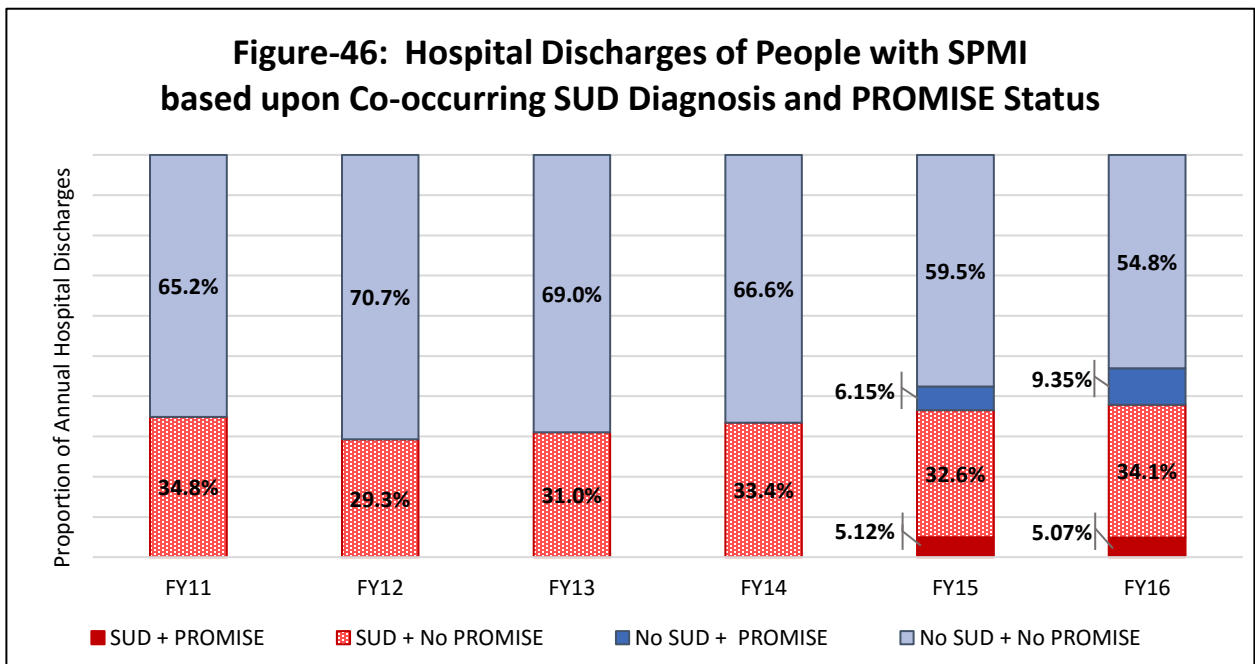
1427 Measure 3k in Table-11 relates to the State’s progress in referring for specialized mental health services
1428 454 high-risk individuals, who were identified in 2014. As has been discussed in earlier Monitor
1429 reports, these individuals, who had multiple psychiatric hospitalizations, appeared to have clear needs
1430 for specialized mental health services but were not referred via the IMDs, MCOs, or another entity under
1431 the arrangements that were in effect at the time of their hospitalizations. In response (and also as
1432 discussed in past Monitor reports), the State launched an aggressive program of outreach and
1433 engagement, although due to the time lag since the hospitalizations occurred, it had only mixed results.
1434 As was discussed above, the State has since significantly improved its system for referring individuals
1435 with SPMI for specialized services and, for instance, if they come to be hospitalized, a referral for
1436 PROMISE is now assured. Furthermore, it has notified the MCOs of beneficiaries who were members
1437 of this high-risk group so that engagement efforts can occur even absent hospital admission. In light of
1438 these factors, Measure 3k in Table-11 is essentially subsumed by the other monitoring efforts discussed
1439 in this section.

1440

1441 4. Co-Occurring Substance Use Disorders

1442 As was referenced earlier, many informants have indicated that individuals who primarily have
1443 substance use disorders (SUD) were being admitted to IMDs and diagnosed with SPMI. While these
1444 individuals may have a need for intensive services, psychiatric hospitalization may not be the most
1445 appropriate course of treatment. Furthermore, for purposes of monitoring the Agreement’s provisions
1446 with respect to psychiatric hospital bed use by the target population, such admissions may artificially
1447 inflate inpatient numbers attributed to people with SPMI. With the intent of better positioning the State
1448 to address this issue, measurements were included to reflect the determination (upon hospital discharge)
1449 that individuals diagnosed with SPMI also have substance use issues. Figure-46 presents data from
1450 Fiscal Year 2011 through Fiscal Year 2016 reflecting the breakdown of hospital discharges of the target
1451 population with—and without—SUD diagnoses in addition to SPMI diagnoses. For Fiscal Years 2015
1452 and 2016, Figure-46 also includes information on whether or not individuals were receiving specialized

1453 mental health services (via PROMISE).²⁹ It shows that SUD diagnoses represent increasing proportions
 1454 of discharges between individuals with and without PROMISE, accounting for 37.7% of discharges in
 1455 2015 (32.6% + 5.1%) and 39.2% (34.1% + 5.1%) in 2016. Furthermore, and in keeping with data
 1456 discussed earlier, whether or not individuals have been diagnosed with SUD, individuals receiving
 1457 PROMISE services account for only a small proportion of hospitalizations. In fact, for each of these
 1458 fiscal years, only 5.1% of the hospital discharges related to individuals with SPMI (as vetted via the
 1459 PROMISE eligibility process) and who also had SUD.



1460

1461

1462 **5. Homelessness**

1463 Homelessness is an important risk factor for hospitalization, and is specifically referenced in the
 1464 Agreement in defining priority populations for community services.³⁰ The Target Priority Population
 1465 List identifies 905 individuals who have histories of homelessness. While they represent 7.1% of the
 1466 total number of individuals on the list, because these numbers may well be inflated by individuals who
 1467 do not have SPMI (e.g., due to the diagnostic practices referenced earlier), they likely represent a larger
 1468 proportion of the population to which the Agreement is directed. For instance, the Monitor’s regular

²⁹ Enrollment information in DSAMH services predating PROMISE was not available.

³⁰ Section II.B.2.f

1469 meetings with members of the target population find that self-reports of prior homelessness are very
 1470 commonplace. As was discussed earlier with respect to the Agreement’s Supported Housing provisions,
 1471 the State has consistently met or surpassed its requirements for funding integrated mainstream housing
 1472 that prioritizes homeless individuals. Furthermore, DPC has been diligent in ensuring that homeless
 1473 individuals are linked with housing, and it is now extremely rare and indicative of special circumstances
 1474 when homeless individuals are discharged to shelters.

1475 In part because of the past diffuse oversight of referrals of Medicaid-covered individuals for specialized
 1476 mental health services, homelessness was not being appropriately addressed for many individuals
 1477 diagnosed with SPMI who were not served through DSAMH. Past reports of the Monitor described
 1478 numerous instances in which such individuals were repeatedly admitted to IMDs, identified as homeless,
 1479 and discharged back into homelessness. The State has since moved to aggressively remedy this situation
 1480 and, with oversight by DSAMH and the MCOs, homeless individuals with SPMI are now regularly

1481

Table-21: IMD Housing Assessment Homelessness Breakdown				
	FY15 (Mar, Apr, Jun)		FY16 (Jul to Dec, Feb to Jun)	
	n	%	n	%
Hospital Admissions for State Funded Clients	947		2,524	
Homeless	47	4.96%	160	6.34%
Receiving DSAMH Services	9	19.15%	20	12.50%
Referred for EEU/TCM	11	23.40%	57	35.63%
Referred for TCM Only	19	40.43%	68	42.50%
Discharged to shelters	8	17.02%	14	8.75%
Dover	1	12.50%	13	92.86%
MeadowWood	1	12.50%	1	7.14%
Rockford	6	75.00%	0	0.00%

1482

1483 identified by the IMDs and referred for services, either via PROMISE or Targeted Care Managers.

1484 Because of the significant linkage between homelessness and the risk of hospitalization, a set of

1485 indicators relating to the identification of homeless individuals and their referral for housing and other
1486 services was included in the revised format for measuring progress in reducing hospital bed use. Table-
1487 21 presents data relating to Measures 5a through 5f,³¹ as delineated in Table-11. With regard to the
1488 individuals discharged from IMDs to shelters, all were offered alternative services, but declined those
1489 services.

1490

1491 6. Hospital Readmissions

1492 In defining the priority service population, Section II.B of the Agreement identifies people with SPMI
1493 and histories of psychiatric hospitalization as at high risk of unnecessary institutionalization. Measure
1494 6a in Table-11 is the number of individuals within the target population who were discharged from DPC
1495 or an IMD during Fiscal Year 2015, Measure 6b concerns their rates of re-hospitalization, and Measure
1496 6c identifies the number of single and multiple readmissions during the year.

1497 Tables-22, -23 and -24 present the State's analyses of discharges and readmission rates (i.e., Measures
1498 6a and 6b) for the Fiscal Years 2011, 2014, and 2015, respectively.³² The readmission rates are
1499 differentiated by the categories of lengths of hospitalization (i.e., Acute Care, Intermediate, etc.), as well
1500 as by the time periods since an individual's date of discharge—1-30 days, 31-90 days, 91-180 days, and
1501 181-365 days. The readmission rates are calculated based upon an individual's re-hospitalization in any
1502 facility, not necessarily the same facility in which earlier hospital care had been provided.³³

1503 From year to year, there has been considerable variation in readmission patterns. In each year,
1504 readmission rates of people who were hospitalized for 14 days or fewer were highest during the first
1505 thirty days following discharge. Also notable, is that in every year the readmission rates of individuals
1506 who receive Long Term Care are low. In fact, in 2014, there were no readmissions of individuals who

³¹ As is indicated, data for some months is missing because of incomplete submissions by the IMDs.

³² Data for Fiscal Year 2016 was incomplete as of the time of this report.

³³ Delaware's data includes both its state-operated facility (DPC) and private psychiatric hospitals (IMDs). The most widely used national norms are compiled by the Substance use and Mental Health Services Administration of the Department of Health and Human Services, but they relate to state hospitals only. The 2015 SAMHSA national adult readmission rates for 30 days following discharge from a state hospital were 8.4%, and for 180 days were 18.9%. Reporting on DPC only, Delaware's rates as reported to SAMHSA were lower than the national norms, at 7.7% and 10.7%, respectively. But unlike the data presented in this report, which include hospitalizations and readmissions (with state funding) to any facility, SAMHSA's data reflects discharges from, and readmissions to, state hospitals only. The Monitor is not aware of any national norms that are comparable to the data presented here.

1507 had been hospitalized for 181 days or longer. Among people discharged in Fiscal Year 2015, two
 1508 individuals were readmitted within 30 days of discharge following Long Term Care at DPC,³⁴ and an
 1509 additional readmission occurred between 31 and 90 days following discharge from DPC. No individuals
 1510 who had received Long Term Care at DPC were readmitted that year following 91 days or beyond in the

Table-22: Inpatient Readmissions FY11

	Number of Discharges (FY11)	1-30 Days		31-90 Days		91-180 Days		181-365 Days	
		n	%	n	%	n	%	n	%
Acute	2334	308	13.20%	222	9.51%	175	7.50%	200	8.57%
Intermediate I	187	31	16.58%	14	7.49%	17	9.09%	9	4.81%
Intermediate II	51	4	7.84%	6	11.76%	2	3.92%	7	13.73%
Long Term	37	0	0.00%	0	0.00%	2	5.41%	1	2.70%
Total	2609	343	13.15%	242	9.28%	196	7.51%	217	8.32%

1511

Table-23: Inpatient Readmissions FY14

	Number of Discharges (FY14)	1-30 Days		31-90 Days		91-180 Days		181-365 Days	
		n	%	n	%	n	%	n	%
Acute	2042	349	17.09%	231	11.31%	204	9.99%	236	11.56%
Intermediate I	238	44	18.49%	25	10.50%	20	8.40%	31	13.03%
Intermediate II	90	8	8.89%	6	6.67%	5	5.56%	8	8.89%
Long Term	27	0	0.00%	0	0.00%	0	0.00%	0	0.00%
Total	2397	401	16.73%	262	10.93%	229	9.55%	275	11.47%

1512

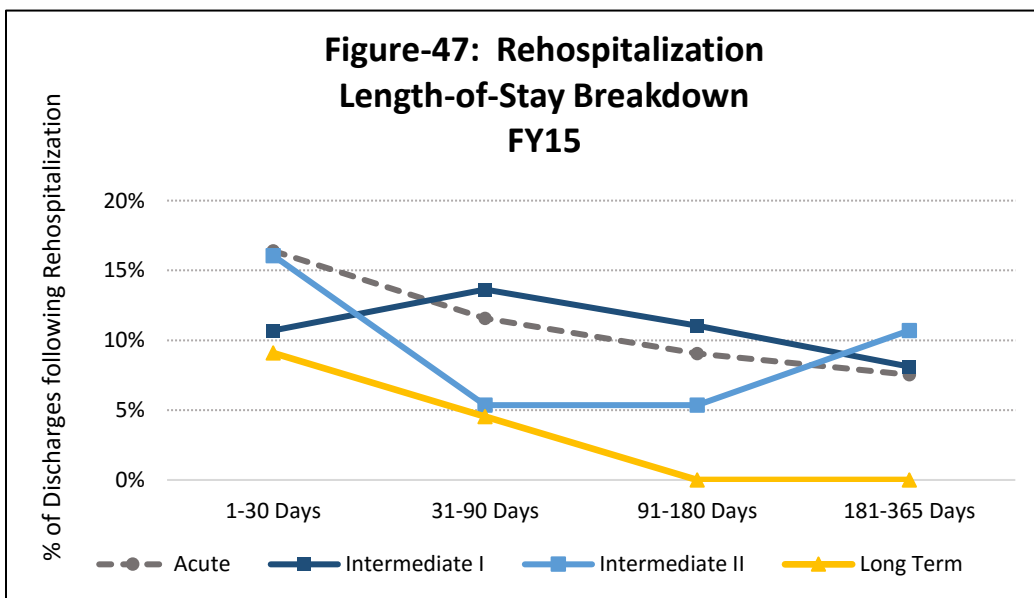
³⁴ As was indicated earlier, the IMDs do not provide Long Term Care so, although these tables do not identify the hospital, individuals readmitted following Long Term Care would have received that care at DPC.

	Number of Discharges (FY15)	1-30 Days		31-90 Days		91-180 Days		181-365 Days	
		n	%	n	%	n	%	n	%
Acute	2695	442	16.40%	312	11.58%	244	9.05%	203	7.53%
Intermediate I	308	33	10.71%	42	13.64%	34	11.04%	25	8.12%
Intermediate II	56	9	16.07%	3	5.36%	3	5.36%	6	10.71%
Long Term	22	2	9.09%	1	4.55%	0	0.00%	0	0.00%
Total	3081	486	15.77%	358	11.62%	281	9.12%	234	7.59%

1513

1514 community. As was referenced earlier, this is an important accomplishment because of the clinical and
 1515 social challenges affecting individual who require extended hospitalizations. Figure-47 provides a
 1516 graphic representation of the readmission inpatient patterns following each category of hospitalization
 1517 where discharges occurred during Fiscal Year 2015.

1518



1519

1520 Table-25 responds to Measure 6c in Table-11, presenting the number of single and multiple
 1521 readmissions in Fiscal Years 2011, 2014, and 2015. DSAMH has a Quality Assurance initiative relating
 1522 to individuals who have multiple readmissions, including those represented in this table. This study

1523 focuses on high-end users (at DPC and/or an IMD) with four or more hospitalizations, 30 days of
 1524 inpatient care within a one-year period, or three hospital admissions within any 90-day period. The
 1525 State’s scan of various data sources revealed that 41 individuals met one or more of these criteria within
 1526 the 2015 calendar year (it regularly updates its list). DSAMH established a High-End User Review
 1527 Committee that is monitoring the status of and treatment afforded to these individuals, and is guiding
 1528 actions to reduce their use of inpatient care. The Committee, which meets monthly, has been evaluating
 1529 aggregate data and solicited providers’ input as to strategies to mitigate the risk of readmissions. It will
 1530 present its findings and recommendations to the DSAMH Steering Committee in September, 2016.

1531

Table-25: Readmission Counts (All Hospitals)			
Number of Readmissions	FY11 Count	FY14 Count	FY15 Count
1	330	381	392
2	137	169	185
3	67	74	71
3+	58	71	104

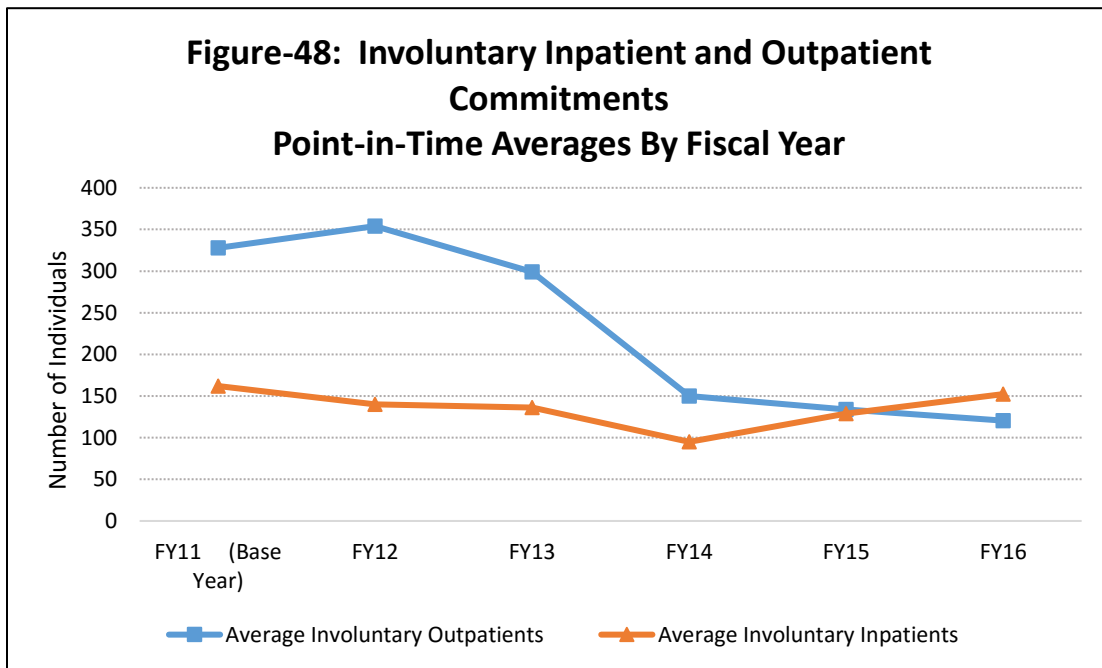
1532

1533 *7. Reliance Upon Court-Ordered Treatment*

1534 Early reports of the Monitor described an over-reliance on court-ordered treatment, both for hospital
 1535 care and on an outpatient basis. Individuals were regularly committed to outpatient treatment in the
 1536 absence of clear legal criteria and with court orders that were not specific with respect to what they were
 1537 actually required to do. Nevertheless, if a mental health professional determined that such individuals
 1538 were not being “amenable” to treatment, a warrant could be issued for them to be taken into custody and
 1539 hospitalized—apparently, even if civil commitment criteria were not met.

1540 Even before the long-overdue revisions in the State’s mental health laws were finalized, the State took
 1541 affirmative measures to correct such practices to ensure that the individuals who have SPMI that it
 1542 serves are afforded treatment through the least restrictive means appropriate and that involuntary
 1543 treatment was no longer used as a matter of routine or convenience, or to leverage access to services.

1544 Figure-48 documents the State’s significant progress in reducing its reliance on involuntary inpatient
 1545 and outpatient services for people with SPMI. Between Fiscal Year 2011 (when implementation of the
 1546 Agreement began) and Fiscal Year 2016, the number of individuals subject to involuntary outpatient
 1547 commitment decreased by 63.3% (from 328 to 121). Aside from the striking percentage change, this
 1548 finding is important on several levels. First of all, these decreases occurred without apparent adverse
 1549 consequences and coincided with the State making significant expansions and improvements in its
 1550 community-based services for people with SPMI. Secondly, as is discussed in the next section, during
 1551 this period the State dramatically increased its community placement of individuals receiving long-term
 1552 care at DPC—that is, individuals who tended to remain hospitalized because of the significant levels of
 1553 their disability, their clinical complexity, their intense service needs, and often their persistent
 1554 problematic behavior. Finally, the absolute numbers of people receiving court-ordered outpatient
 1555 treatment reduced as the overall number of people being served in the public system increased, from
 1556 5,469 individuals receiving some sort of DSAMH service in Fiscal Year 11 to 7,892 individuals
 1557 receiving such services in Fiscal Year 2015—a 44% increase.³⁵ Thus, reductions in outpatient
 1558 commitments as a percentage of individuals with SPMI being served is even more significant than is
 1559 represented in Figure-48.



1560

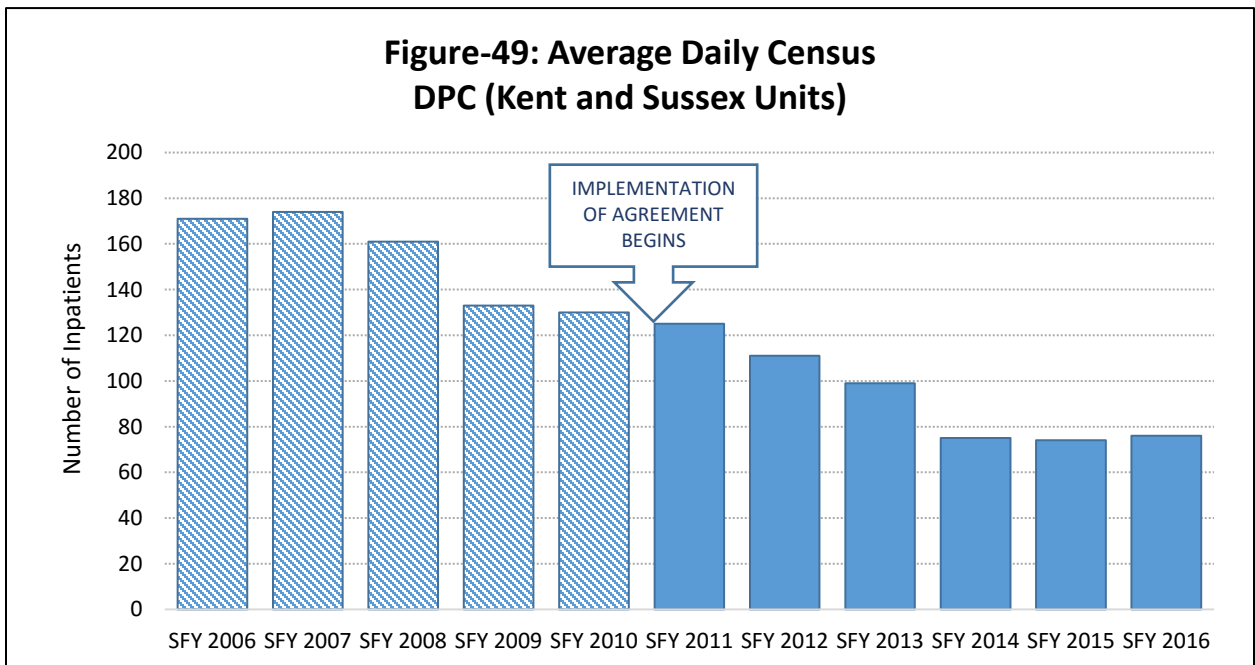
³⁵ University of Pennsylvania Service Use Rates

1561 Involuntary hospitalizations have reduced, as well, but not as consistently or dramatically as the
1562 outpatient commitment rates. In Fiscal Year 2014, court ordered hospitalizations dropped by 41%
1563 relative to the year 2011, but the rate has since ticked up again and, as of Fiscal Year 2016, there is only
1564 a 6.1% reduction relative to the base year. The reasons for this are unclear, and given the State’s interest
1565 in moving towards a more recovery-oriented, voluntary model of services, court-ordered hospitalization
1566 rates should warrant further analysis and action. Overall, however, the State has made significant
1567 progress in reducing its reliance on coercive treatment since implementation of the Agreement began.

1568

1569 8. DPC Census

1570 The final quantitative measure relating to hospital bed-days used by the target population concerns the
1571 census at DPC. Figure-49 presents the average daily census for non-forensic patients at that facility for
1572 Fiscal Years 2006 through 2016. In Fiscal Year 2016, the average daily census for these individuals was
1573 76, which represent a 55.6% reduction from 2006 and a 42% reduction since 2010, just prior to
1574 implementation of the Agreement.



1575

1576 The Agreement does not specifically require reductions in civil beds used at DPC, however, per the
1577 ADA, *Olmstead*, and other laws, it does require that individuals not be segregated in hospitals when they

1578 can be served in the community instead. The State’s reduction in its Long Term Care bed use at DPC,
1579 as well as its downsizing the number of civil beds reflect its own determination of hospital bed needs in
1580 light of the array of community services that it has developed in accordance with the Agreement.

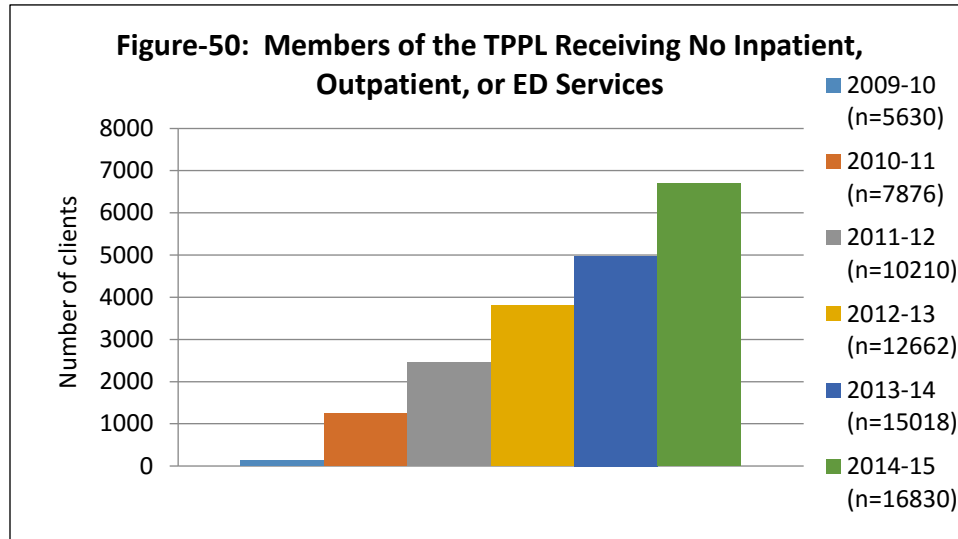
1581

1582 9. Addressing Diagnostic Issues

1583 While individuals with SPMI can do well in the community (as is evidenced throughout this report),
1584 they generally require an array of community services and supports and, even with these supports, some
1585 may require brief re-hospitalizations. Recent data analyses from the University of Pennsylvania
1586 researchers show a surprising number of individuals who have been diagnosed with SPMI (often in
1587 association with hospitalization at an IMD), but then receive no subsequent treatment. Thus, although
1588 receiving hospital care ostensibly for SPMI, they are not referred for specialized mental health services
1589 through DSAMH, are not re-hospitalized, and do not receive generic mental health treatment through
1590 Medicaid providers. As was discussed earlier, several sources have suggested that there may be a
1591 significant population of individuals who are admitted to IMDs and misdiagnosed with SPMI when they
1592 actually have issues attendant to SUD. They may not be receiving appropriate services and, both for
1593 purposes of monitoring the Agreement and for the State’s QA/PI activities that will extend beyond the
1594 Agreement, these individuals may be distorting important data relating to the needs and outcomes of
1595 individuals who do, in fact, have SPMI. Accordingly, the State initiated a study of single-episode
1596 hospital utilization, which is examining case records of a sample of individuals who have diagnoses of
1597 SPMI upon discharge from an IMD, but who have no further encounters with the system for extended
1598 periods of time.

1599 The researchers report that about 24% of individuals diagnosed with SPMI and included on the TPPL
1600 have no treatment—inpatient, outpatient, or in an emergency department—in the two years following
1601 their initial identification. Furthermore, as is presented in Figure-50, over five years, these individuals
1602 account for almost 40% of the TPPL.³⁶

³⁶ As was referenced earlier, the University of Pennsylvania and the State’s criteria for inclusion on the TPPL vary somewhat.



1604 Because these findings are not consistent with what would be expected for individuals who have SPMI,
 1605 they are being used by the State to better understand how these individuals come to be admitted to IMDs
 1606 and so diagnosed, and whether their service needs would be more appropriately addressed in other ways.
 1607 A preliminary analysis of some individuals who were included on the TPPL in Fiscal Year 2011 (i.e.,
 1608 2010-11 in the Figure above) and who had further treatment in the subsequent four years found that, co-
 1609 occurring with SPMI diagnoses, 16.7% had primary discharge diagnoses of substance or alcohol use,
 1610 40% had these as secondary diagnoses, and 33.3% had these as a third discharge diagnoses. All of these
 1611 factors support the importance of the State continuing to evaluate whether in fact these individuals are
 1612 being appropriately diagnosed and served and the degree to which they are distorting hospitalization
 1613 rates (and costs) and other outcomes that are being attributed to individuals with SPMI. The State’s
 1614 initial approach was to identify a sample of these individuals and to conduct thorough reviews of their
 1615 clinical records within IMDs and, as may be applicable, with other service providers involved in their
 1616 hospitalization. The intent was to clarify the trajectory leading individuals to hospital care and to begin
 1617 to identify opportunities for diversion accordingly. Unfortunately, the State encountered difficulties in
 1618 accessing the sample’s clinical records; it is now exploring alternative strategies for this important
 1619 effort.

1621 As has been presented in this section, the State is carrying out extensive QA/PI activities and it is now
1622 doing so in a comprehensive way, using the Quality Control Steering Committee as its coordinating
1623 body. It is in Substantial Compliance with Section V.A of the Agreement (relating to a Quality
1624 Assurance and Performance Improvement System), as well as with Contracting (Section V.C), Quality
1625 Service Reviews (V.D), and Use of Data (V.E), which are closely related.

1626

1627 **XIV. Risk Management**

1628 *Substantial Compliance.*

1629 The ninth Monitor’s report found the State to be in Partial Compliance with regard to Risk Management,
1630 but noted that it was taking steps to meet the requirements of the Agreement, as delineated in Section
1631 V.B. The State’s essential problem was not so much that it lacks risk reduction programs, but that these
1632 functions are spread across various agencies and have not had a clear mechanism for integrated analysis.
1633 With respect to the Agreement, this has been a particular problem in the IMDs, where most of the
1634 hospital admissions of the target population occur. Reporting of complaints and adverse events in IMDs
1635 depends upon which agency has jurisdiction:

1636

- 1637 a. DSAMH receives reports for incidents which occur within an IMD for all individuals
1638 who receive services through DSAMH, as required by its contracts with community
1639 providers.
- 1640 b. DMMA, via its contracted MCOs, receives reports for incidents which occur within an
1641 IMD for all individuals whose care is paid for by DMMA, as required by DMMA’s
1642 contracts with the MCOs. DMMA also requires IMDs to provide incident reports
1643 directly to the Division for those individuals receiving Medicaid on a fee-for-service
1644 basis.
- 1645 c. The Division of Long Term Care Residents Protection (DLTCRP) receives reports from
1646 IMDs related to incidents of abuse, neglect, mistreatment, or financial exploitation.

1647 Delaware law requires IMDs to report such incidents to the DLTCRP, and dictates the
1648 DLTCRP's response.

1649 d. The Department of Public Health (DPH) conducts hospital surveys on behalf of the
1650 federal Centers for Medicare and Medicaid Services and receives reports from IMDs
1651 when deaths occur due to the use of seclusion or restraint.

1652 What the State lacked was a central clearinghouse where analyses of risks and adverse events affecting
1653 the target population could occur with the collective involvement of all responsible agencies and through
1654 which patterns of risk could be identified and addressed systemically. As was discussed in the
1655 Monitor's ninth report, in the Spring of 2016, the State put into effect memoranda of understanding
1656 affecting DSAMH, DMMA, DLTCRP, and DPH to ensure information-sharing relating to risk
1657 management. Furthermore, it is now convening Incident Review Meetings and Quality Control Steering
1658 Committee Meetings where risk management information relating to the target population is being
1659 consolidated and discussed with multi-agency input. The State has provided information and otherwise
1660 taken appropriate action in accordance with the recommendations regarding risk management that were
1661 included in the ninth Monitor's report. Finally, the Peer Review Subcommittee relating to Senate Bill
1662 245, referenced early in this report, is charged with examining critical incident reports and root cause
1663 analyses relating to the target population.

1664 In summary, the State has taken significant measures to unify its risk management processes relating to
1665 the target population and, given that oversight of these functions by the Peer Review Subcommittee is
1666 now enshrined in law, the improvements it has put into place are likely to continue. The State is rated as
1667 being in Substantial Compliance with the Agreement's Risk Management requirements.

1668

1669 **D. Conclusion**

1670 This report has detailed the State of Delaware's successful efforts to meet the requirements of the
1671 Settlement Agreement it entered into with the U.S. Department of Justice in 2011 with the goal of
1672 promoting recovery and community integration of individuals with Serious and Persistent Mental Illness
1673 whom the State serves. The Monitor's finding that the State is in Substantial Compliance with the

1674 Agreement is based not only upon the extensive data presented here, but also upon the self-reports of
1675 individuals served by the Delaware’s public mental health system, such as those presented at the
1676 beginning of this report.

1677 The Monitor’s first report, issued January 30, 2012, included the following observation with regard to
1678 implementation of the Agreement:

1679

1680 It is obviously too soon to predict the ultimate success of this endeavor. Stakeholders
1681 frequently remind the Monitor that they have witnessed a succession of prior
1682 investigations, failed reform efforts, short-sighted decisions and unfulfilled promises
1683 relating to Delaware’s mental health system. They express genuine interest in the
1684 wellbeing of citizens with SPMI, tempered by some skepticism—perhaps, well-founded,
1685 given these experiences—as to the ultimate meaning of this newest “fix”.
1686 Overwhelmingly, their concern is not so much about whether the positive outcomes
1687 required by the Settlement Agreement are achievable, but rather whether the effort will be
1688 sustained, whether innovation will be encouraged, whether bureaucratic loopholes and
1689 challenges will be corrected, and whether the resources needed to allow individuals with
1690 SPMI to live and thrive in integrated community settings will remain available over time.³⁷

1691

1692 As is discussed throughout this report, there is ample evidence that, over these five years, the positive
1693 outcomes required by the Agreement (and the Americans with Disabilities Act, the *Olmstead* decision,
1694 and other laws on which the Agreement is based) have been significantly achieved for people with
1695 SPMI. Furthermore, the sustainability of these outcomes is supported by changes in the State’s laws,
1696 administrative structures, reimbursement mechanisms, and service culture. It is also supported by a
1697 large, engaged, and vocal constituency including individuals with SPMI who are served by the system,
1698 their families and friends, Delaware’s peer movement, providers, and other stakeholders. The State’s
1699 now impressive data systems allow these constituents to examine service outcomes, to hold public
1700 programs accountable, and to recognize innovation and success. The State’s services for people with

³⁷ Page 2.

1701 SPMI are not flawless, but there is increasing unity and momentum regarding the goal of enabling these
1702 individuals to move from the social margins and to live as ordinary Delawareans as full members of
1703 their communities.

1704

1705

A handwritten signature in black ink that reads "Robert Bernstein". The signature is written in a cursive style with a large, prominent initial "R".

1706 Robert Bernstein, Ph.D.

1707 Court Monitor

APPENDICES

Appendix-A

Diagnoses Indicative of Serious and Persistent Mental Illness used in Constructing the Target Priority Population List

P-Dx Cde Formal	P-Dx Literal
F20.81	Schizophreniform disorder
F20.9	Schizophrenia
F20.90	Schizophrenia
F21	Schizotypal personality disorder
F21.0	Schizotypal personality disorder
F21.00	Schizotypal personality disorder
F22	Delusional disorder
F22.0	Delusional disorder
F22.00	Delusional disorder
F25	Schizoaffective disorder, Bipolar type
F25.0	Schizoaffective disorder, Bipolar type
F25.00	Schizoaffective disorder, Bipolar type
F25.1	Schizoaffective disorder, Depressive type
F25.10	Schizoaffective disorder, Depressive type
F29	Unspecified schizophrenia spectrum and other psychotic disorder
F29.0	Unspecified schizophrenia spectrum and other psychotic disorder
F29.00	Unspecified schizophrenia spectrum and other psychotic disorder
F31	Bipolar I disorder, Current or most recent episode hypomanic
F31.0	Bipolar I disorder, Current or most recent episode hypomanic
F31.00	Bipolar I disorder, Current or most recent episode hypomanic
F31.11	Bipolar I disorder, Current or most recent episode manic, Mild
F31.12	Bipolar I disorder, Current or most recent episode manic, Moderate
F31.13	Bipolar I disorder, Current or most recent episode manic, Severe
F31.2	Bipolar I disorder, Current or most recent episode manic, With psychotic features
F31.20	Bipolar I disorder, Current or most recent episode manic, With psychotic features
F31.31	Bipolar I disorder, Current or most recent episode depressed, Mild
F31.32	Bipolar I disorder, Current or most recent episode depressed, Moderate
F31.4	Bipolar I disorder, Current or most recent episode depressed, Severe
F31.40	Bipolar I disorder, Current or most recent episode depressed, Severe
F31.5	Bipolar I disorder, Current or most recent episode depressed, With psychotic features
F31.50	Bipolar I disorder, Current or most recent episode depressed, With psychotic features
F31.73	Bipolar I disorder, Current or most recent episode manic, In partial remission
F31.74	Bipolar I disorder, Current or most recent episode manic, In full remission
F31.75	Bipolar I disorder, Current or most recent episode depressed, In partial remission
F31.76	Bipolar I disorder, Current or most recent episode depressed, In full remission
F31.81	Bipolar II disorder

F31.89	Other specified bipolar and related disorder
F31.9	Bipolar I disorder, Current or most recent episode hypomanic, Unspecified
F31.9	Bipolar I disorder, Current or most recent episode manic, Unspecified
F31.9	Bipolar I disorder, Current or most recent episode depressed, Unspecified
F31.9	Bipolar I disorder, Current or most recent episode unspecified
F31.9	Unspecified bipolar and related disorder
F31.90	Bipolar disorder
F33.1	Major depressive disorder, Recurrent episode, Moderate
F33.10	Major depressive disorder, Recurrent episode, Moderate
F33.2	Major depressive disorder, Recurrent episode, Severe
F33.20	Major depressive disorder, Recurrent episode, Severe
F33.3	Major depressive disorder, Recurrent episode, With psychotic features
F33.30	Major depressive disorder, Recurrent episode, With psychotic features
F33.41	Major depressive disorder, Recurrent episode, In partial remission
F33.42	Major depressive disorder, Recurrent episode, In full remission
F33.9	Major depressive disorder, Recurrent episode, Unspecified
F33.90	Major depressive disorder, Recurrent episode, Unspecified
F60	Paranoid personality disorder
F60.0	Paranoid personality disorder
F60.00	Paranoid personality disorder
F60.1	Schizoid personality disorder
F60.10	Schizoid personality disorder
F60.3	Borderline personality disorder
F60.30	Borderline personality disorder

Appendix-B
Community Living Questionnaire

COMMUNITY LIVING QUESTIONNAIRE

To be Filled Out By The Community Service Provider when the client first enters the public system either through a referral from a hospital or from the EEU, and then to be filled out annually and included in the EEU packet and submitted to the EEU.

Client Name: _____ Signature: _____ Date: _____

Community Service Provider: _____ Care Manager Name and Signature: _____

These questions are about things you would like considered when we think about you moving to your own place. We will talk about the neighborhood where you might live, the kind of housing you would like best, whether or not you want housemates, what kind of help you want and anything else that is important to you about where you live.

<input type="checkbox"/> I am adequately housed and not in need of a different location now. However, I have these concerns: <input type="checkbox"/> Please see Housing Plan Assessment

1. What are your feelings about moving to your own place, either on your own or w/another person?			
1	2	3	4
<input type="checkbox"/> I'm eager to get my own place	<input type="checkbox"/> I have mixed feelings about getting my own place	<input type="checkbox"/> I have some worries about living in my own place	<input type="checkbox"/> I haven't given much thought to living in my own place
If you have some worries about moving into your own place, what are your concerns?			
How might we make things easier for you?			
Where were you living before you came here?			
When was the last time you lived in your own place?			

As we fill out this form together, let's be sure that we think about where you'd like to live and how we can take care of anything that you may be worried about.

2. How much choice would you like to have over the place you live?		
1	2	3
<input type="checkbox"/> No choice at all	<input type="checkbox"/> Some Choice	<input type="checkbox"/> A great deal of choice

Delaware Transition Planning Document

3. How much choice would you like to have over the neighborhood where you live?		
1 <input type="checkbox"/> No choice at all	2 <input type="checkbox"/> Some Choice	3 <input type="checkbox"/> A great deal of choice

4. Please rate your community living choice, rating 3 as your top pick			
How much would you like to live...	Not at all	Somewhat	A lot
By yourself in your own apartment or house	<input type="checkbox"/>	<input type="checkbox"/>	<input type="checkbox"/>
In a house or apartment with another person	<input type="checkbox"/>	<input type="checkbox"/>	<input type="checkbox"/>
If you'd like to live with another person, do you have anyone in mind who you'd like as a housemate? <input type="checkbox"/> No <input type="checkbox"/> Yes	Name-		How do you know this person?
Something different from either one of these	<input type="checkbox"/>	<input type="checkbox"/>	<input type="checkbox"/>
If you have something different in mind, what would it be:			
5. How important is each of the following in making a choice about where you live?	Not important at all 1	Somewhat important 2	Very important 3
Location is near or with people you like?	<input type="checkbox"/>	<input type="checkbox"/>	<input type="checkbox"/>
Who are some of these people?	How do you know them?	Where do they live?	
Location is near your old neighborhood?	<input type="checkbox"/>	<input type="checkbox"/>	<input type="checkbox"/>
Where is your old neighborhood?			

Delaware Transition Planning Document

	Not important	Somewhat important	Very important
Location is near services, recreation and transportation?	<input type="checkbox"/>	<input type="checkbox"/>	<input type="checkbox"/>
Safety of the neighborhood?	<input type="checkbox"/>	<input type="checkbox"/>	<input type="checkbox"/>
You can move into this place right away—it's available now?	<input type="checkbox"/>	<input type="checkbox"/>	<input type="checkbox"/>
Decorating and furnishing your home yourself	<input type="checkbox"/>	<input type="checkbox"/>	<input type="checkbox"/>
Having a pet	<input type="checkbox"/>	<input type="checkbox"/>	<input type="checkbox"/>
Having someone else to take care of repairs and maintenance	<input type="checkbox"/>	<input type="checkbox"/>	<input type="checkbox"/>
Having a yard or garden	<input type="checkbox"/>	<input type="checkbox"/>	<input type="checkbox"/>
Having children around the place you live	<input type="checkbox"/>	<input type="checkbox"/>	<input type="checkbox"/>
Being able to have a car and parking	<input type="checkbox"/>	<input type="checkbox"/>	<input type="checkbox"/>
What floor your place is on	<input type="checkbox"/>	<input type="checkbox"/>	<input type="checkbox"/>
Having privacy	<input type="checkbox"/>	<input type="checkbox"/>	<input type="checkbox"/>
Having people around that you can talk to	<input type="checkbox"/>	<input type="checkbox"/>	<input type="checkbox"/>
Other things that are important to you:			
<p>7. Do you need anything special to help you get around your house or apartment? Y / N</p> <p>If yes, what kind of things do you need: <input type="checkbox"/> No steps <input type="checkbox"/> Wheelchair ramp <input type="checkbox"/> Elevator <input type="checkbox"/> Other</p> <p><input type="checkbox"/> Things to help you with seeing problems <input type="checkbox"/> Things to help you with hearing problems</p>			

Delaware Transition Planning Document

8. Using your own words, talk about the kind of help you might need to live in your own place with any the following:	Not Needed	Initial Assistance	Continuing Support
a. Preparing a meal	<input type="checkbox"/>	<input type="checkbox"/>	<input type="checkbox"/>
b. Grocery shopping	<input type="checkbox"/>	<input type="checkbox"/>	<input type="checkbox"/>
c. Doing other shopping	<input type="checkbox"/>	<input type="checkbox"/>	<input type="checkbox"/>
d. Cleaning your living space	<input type="checkbox"/>	<input type="checkbox"/>	<input type="checkbox"/>
e. Doing laundry	<input type="checkbox"/>	<input type="checkbox"/>	<input type="checkbox"/>
f. Getting to appointments or work	<input type="checkbox"/>	<input type="checkbox"/>	<input type="checkbox"/>
g. Walking up and down stairs	<input type="checkbox"/>	<input type="checkbox"/>	<input type="checkbox"/>
h. Using the telephone	<input type="checkbox"/>	<input type="checkbox"/>	<input type="checkbox"/>
i. Paying your bills	<input type="checkbox"/>	<input type="checkbox"/>	<input type="checkbox"/>
j. Managing your money	<input type="checkbox"/>	<input type="checkbox"/>	<input type="checkbox"/>
k. Taking medication	<input type="checkbox"/>	<input type="checkbox"/>	<input type="checkbox"/>
l. Dealing with medical problems	<input type="checkbox"/>	<input type="checkbox"/>	<input type="checkbox"/>
m. Getting dressed	<input type="checkbox"/>	<input type="checkbox"/>	<input type="checkbox"/>
n. Taking a bath or shower	<input type="checkbox"/>	<input type="checkbox"/>	<input type="checkbox"/>
o. Going to the bathroom	<input type="checkbox"/>	<input type="checkbox"/>	<input type="checkbox"/>
p. Daily grooming	<input type="checkbox"/>	<input type="checkbox"/>	<input type="checkbox"/>
q. Connecting with a religious group	<input type="checkbox"/>	<input type="checkbox"/>	<input type="checkbox"/>
r. Getting in touch with family or friends	<input type="checkbox"/>	<input type="checkbox"/>	<input type="checkbox"/>
s. Getting help to avoid feeling lonely	<input type="checkbox"/>	<input type="checkbox"/>	<input type="checkbox"/>
t. Getting help finding hobbies or recreation	<input type="checkbox"/>	<input type="checkbox"/>	<input type="checkbox"/>
u. Keeping away from drugs or alcohol	<input type="checkbox"/>	<input type="checkbox"/>	<input type="checkbox"/>
v. Having a place that you can call any time of the day or night if you need help	<input type="checkbox"/>	<input type="checkbox"/>	<input type="checkbox"/>
9. What other kind of help might you need in your own place?			
10. Is there anything else that's important about where and how you want to live after you move? <input type="checkbox"/> No <input type="checkbox"/> Yes Please give more examples about what else is important to you:			

If client was unable to collaborate to help complete the form by required time frame, date and initial subsequent attempts to complete: _____ / _____ / _____ / _____ / _____ / _____ / _____ / _____

Delaware Transition Planning Document

√	Service or Support	Frequency (per mth)	Duration (months)	Provider	Barriers/Comments	N/A
	ADL					
	1. Grooming – hair, mouth care, bathing, shaving					
	2. Dressing					
	3. Feeding self					
√	Service or Support	Frequency (per mth)	Duration (months)	Provider	Barriers/Comments	N/A
	4. Bathing					
	5. Need of assistance for tub/shower					
	IADL					
	1. Cleaning/housekeeping chores					
	2. Laundry					
	3. Shopping					
	4. Transit mobility – bus					
	5. Basic money exchange					
	6. Meal/food preparation					
	7. Going to the store					
	8. Durable medical mobility equip. – walker, cane, wheelchair, etc					
	9. Adult Protective Services					
	10. Case Mgt – generic					
	11. Case Mgt – intensive					
	12. Coaching – shopping					
	13. Chore/companion/home maker					
	14. Congregate meals/senior center					
	15. Family training					
	Financial Management and Counseling					
	1. How to budget					

Delaware Transition Planning Document

	2. Understanding guardianship or alternative payee					
	Hearing Challenges					
	Friendly Visitor					
	Telephone Reassurance					
	Habilitation/Supported Employment					
√	Service or Support	Frequency (per mth)	Duration (months)	Provider	Barriers/Comments	N/A
	Home Delivered Meals					
	Home Health Rehabilitation					
	1. Diabetes Mgmt					
	2. Psychotropic and/or medical Rx mgmt					
	3. Medical mgmt i.e. COPD, asthma, Hep C, early dementia					
	4. Speech					
	Home Modification					
	Home Repairs/Weatherization					
	Legal					
	Mental Health Counseling					
	Medicine Refills/Clinics					
	Occupational Therapy					
	1. In home OT services					
	2. OT consultant services					
	Peer Supports					
	Visual Challenges					
	Physical Therapy					
	1. In home PT services					
	2. Need for staff training					
	Rental Assistance					
	Respite – Individual					

DSAMH – Modified: DPC – Transition Planning Document Rev. 7.3613

Delaware Transition Planning Document

	Respite – Caregiver					
	Substance Abuse Services					
	Transportation					
	Voc Rehab/Job Counseling					
	Wellness Checks/Health Maintenance					
√	Service or Support	Frequency (per mth)	Duration (months)	Provider	Barriers/Comments	N/A
	Referrals for Diabetes Management					
	Referrals for Smoking Cessation					

Clinical Team Review	Printed Name	Signature	Date
Person Served			
Nursing			
Psychiatry			
Social Work			
Psychology			
Occupational Therapy (when applicable)			
Physical Therapy (when applicable)			
Other/specify			
Community Provider			
If client was unable to collaborate to help complete the form by required time frame, date and initial subsequent attempts to complete: _____/_____/_____/_____/_____/_____/_____/_____			

Delaware Transition Planning Document

Client / Guardian Signature _____ Date _____

Social Worker Signature _____ Date _____

Appendix-C
CRISP Interview



DELAWARE HEALTH AND SOCIAL SERVICES

Division of Substance Abuse and Mental Health

CRISP Interview
Revised 12/3/14

Center for Mental Health Policy and Services Research
University of Pennsylvania

Interview Introduction

Hello, my name is _____. I am a peer specialist, which means that I have had personal experience with mental health problems in my lifetime. I am very pleased to be able to spend some time with you today. I am interviewing individuals who are in DPC, or have recently been in DPC who are planning to move into the community. We are attempting to find out what community services work the best for supporting individuals with mental health problems in the community. The information that I collect from you is confidential.

I will interview you today and contact you again in about 12 months to ask you for some updated information. If you decide to participate, myself or another peer specialist will follow-up and interview you annually for the next five years.

This interview will take about 30 minutes. Please let me know if you are uncomfortable with any of the questions or would prefer to not answer a specific question. I will stop the interview if you decide, for any reason, that you do not want to participate. Do you have any questions?

CRISP INTERVIEW

Physical Health

How would you rate your overall health right now?

- Excellent
- Very Good
- Good
- Fair
- Poor
- Don't Know
- Refused

Where do you receive your primary health care?

- Community health clinic
- Private provider in community
- CRISP provider
- ED (hospital)
- Don't know
- Refused

When did you last see your Primary Care Physician?

- Within 30 days
- Within 6 months
- Within 2 yrs.
- Over 2 yrs.
- Don't know
- Refused

Please indicate the answer that best describes your current health today.

Mobility

- I have no problems walking about
- I have some problems walking about
- I am confined to bed

Self-Care

- I have no problems with self-care
- I have some problems washing and dressing myself
- I am unable to wash or dress myself

Usual Activities

- I have no problems with performing my usual activities (e.g. work, study, housework, family or leisure activities)
- I have some problems with performing my usual activities
- I am unable to perform my usual activities

Pain/Discomfort

- I have no pain or discomfort
- I have some pain or discomfort
- I have extreme pain or discomfort

Anxiety/Depression

- I am not anxious or depressed
- I am moderately anxious or depressed
- I am extremely anxious or depressed

Other Details about Physical Health:

Mental Health

How well you were able to deal with your everyday life **during the past 30 days.** Please indicate your disagreement/agreement with each of the following statements.

STATEMENT	RESPONSE OPTIONS						
	Strongly Disagree	Disagree	Undecided	Agree	Strongly Agree	REFUSED	NOT APPLICABLE
1. I deal effectively with daily problems.	<input type="radio"/>	<input type="radio"/>	<input type="radio"/>	<input type="radio"/>	<input type="radio"/>	<input type="radio"/>	
2. I am able to control my life.	<input type="radio"/>	<input type="radio"/>	<input type="radio"/>	<input type="radio"/>	<input type="radio"/>	<input type="radio"/>	
3. I am able to deal with crisis.	<input type="radio"/>	<input type="radio"/>	<input type="radio"/>	<input type="radio"/>	<input type="radio"/>	<input type="radio"/>	
4. I am getting along with my family.	<input type="radio"/>	<input type="radio"/>	<input type="radio"/>	<input type="radio"/>	<input type="radio"/>	<input type="radio"/>	<input type="radio"/>
5. I do well in social situations.	<input type="radio"/>	<input type="radio"/>	<input type="radio"/>	<input type="radio"/>	<input type="radio"/>	<input type="radio"/>	
6. I do well in school and/or work.	<input type="radio"/>	<input type="radio"/>	<input type="radio"/>	<input type="radio"/>	<input type="radio"/>	<input type="radio"/>	<input type="radio"/>
7. My housing situation is satisfactory.	<input type="radio"/>	<input type="radio"/>	<input type="radio"/>	<input type="radio"/>	<input type="radio"/>	<input type="radio"/>	
8. My symptoms are not bothering me.	<input type="radio"/>	<input type="radio"/>	<input type="radio"/>	<input type="radio"/>	<input type="radio"/>	<input type="radio"/>	

For each question below, please indicate how often you had the following feelings in the **past 30 days.**

QUESTION	RESPONSE OPTIONS						
	All of the Time	Most of the Time	Some of the Time	A Little of the Time	None of the Time	REFUSED	DON'T KNOW
<u>During the past 30 days,</u> about how often did you feel ...							
1. nervous?	<input type="radio"/>	<input type="radio"/>	<input type="radio"/>	<input type="radio"/>	<input type="radio"/>	<input type="radio"/>	<input type="radio"/>
2. hopeless?	<input type="radio"/>	<input type="radio"/>	<input type="radio"/>	<input type="radio"/>	<input type="radio"/>	<input type="radio"/>	<input type="radio"/>
3. restless or fidgety?	<input type="radio"/>	<input type="radio"/>	<input type="radio"/>	<input type="radio"/>	<input type="radio"/>	<input type="radio"/>	<input type="radio"/>
4. so depressed that nothing could cheer you up?	<input type="radio"/>	<input type="radio"/>	<input type="radio"/>	<input type="radio"/>	<input type="radio"/>	<input type="radio"/>	<input type="radio"/>
5. that everything was an effort?	<input type="radio"/>	<input type="radio"/>	<input type="radio"/>	<input type="radio"/>	<input type="radio"/>	<input type="radio"/>	<input type="radio"/>
6. worthless?	<input type="radio"/>	<input type="radio"/>	<input type="radio"/>	<input type="radio"/>	<input type="radio"/>	<input type="radio"/>	<input type="radio"/>

Other Details about Mental Health:

Substance Use

The following questions relate to your experience with alcohol, cigarettes, and other drugs. Sometimes medications are prescribed by a doctor (like pain medications). I will only record prescription medications if you have taken them for reasons or in doses other than prescribed by your doctor.

QUESTION	RESPONSE OPTIONS					
<u>In the past 30 days</u> , how often have you used...	Never	Once or Twice	Weekly	Daily or Almost Daily	REFUSED	DON'T KNOW
1. tobacco products (cigarettes, chewing tobacco, cigars, etc.)?	<input type="radio"/>	<input type="radio"/>	<input type="radio"/>	<input type="radio"/>	<input type="radio"/>	<input type="radio"/>
2. alcoholic beverages (beer, wine, liquor, etc.)?	<input type="radio"/>	<input type="radio"/>	<input type="radio"/>	<input type="radio"/>	<input type="radio"/>	<input type="radio"/>
3. other drugs not prescribed by a doctor? (i.e. illegal drugs)	<input type="radio"/>	<input type="radio"/>	<input type="radio"/>	<input type="radio"/>	<input type="radio"/>	<input type="radio"/>
4. drugs prescribed by a doctor but misused?	<input type="radio"/>	<input type="radio"/>	<input type="radio"/>	<input type="radio"/>	<input type="radio"/>	<input type="radio"/>
5. over use of over-the-counter drugs such as sleeping aids or diet drugs?	<input type="radio"/>	<input type="radio"/>	<input type="radio"/>	<input type="radio"/>	<input type="radio"/>	<input type="radio"/>

Other Details about Substance Use:

Trauma

Have you ever seen or experienced violence or trauma such as physical assault, psychological or sexual mistreatment, natural disaster, terrorism, or neglect?

- Yes
 No
 Don't Know
 Refused

Other Details about Trauma:

Perception of Care/Satisfaction

Please tell me what you think about the services you received **during the past 30 days.**

STATEMENT	RESPONSE OPTIONS						
	Strongly Disagree	Disagree	Undecided	Agree	Strongly Agree	Refused	Not Applicable
*Indicates key questions							
1. *Staff here believe that I can grow, change and recover.*	<input type="radio"/>	<input type="radio"/>	<input type="radio"/>	<input type="radio"/>	<input type="radio"/>	<input type="radio"/>	
2. I felt free to complain.	<input type="radio"/>	<input type="radio"/>	<input type="radio"/>	<input type="radio"/>	<input type="radio"/>	<input type="radio"/>	
3. I was given information about my rights.	<input type="radio"/>	<input type="radio"/>	<input type="radio"/>	<input type="radio"/>	<input type="radio"/>	<input type="radio"/>	
4. Staff encouraged me to take responsibility for how I live my life.	<input type="radio"/>	<input type="radio"/>	<input type="radio"/>	<input type="radio"/>	<input type="radio"/>	<input type="radio"/>	
5. Staff told me what side effects to watch out for.	<input type="radio"/>	<input type="radio"/>	<input type="radio"/>	<input type="radio"/>	<input type="radio"/>	<input type="radio"/>	<input type="radio"/>
6. Staff respected my wishes about who is and who is not to be given information about my treatment. (i.e. staff members, family, friends)*	<input type="radio"/>	<input type="radio"/>	<input type="radio"/>	<input type="radio"/>	<input type="radio"/>	<input type="radio"/>	
7. Staff were sensitive to my cultural background (race, religion, language, etc.).	<input type="radio"/>	<input type="radio"/>	<input type="radio"/>	<input type="radio"/>	<input type="radio"/>	<input type="radio"/>	
8. Staff helped me obtain the information I needed so that I could take charge of managing my illness.	<input type="radio"/>	<input type="radio"/>	<input type="radio"/>	<input type="radio"/>	<input type="radio"/>	<input type="radio"/>	
9. *I was encouraged to use consumer run programs (support groups, drop-in centers, crisis phone line, etc.)*	<input type="radio"/>	<input type="radio"/>	<input type="radio"/>	<input type="radio"/>	<input type="radio"/>	<input type="radio"/>	
10. I felt comfortable asking questions about my treatment and medication.	<input type="radio"/>	<input type="radio"/>	<input type="radio"/>	<input type="radio"/>	<input type="radio"/>	<input type="radio"/>	
11. I, not staff, decided my treatment goals.	<input type="radio"/>	<input type="radio"/>	<input type="radio"/>	<input type="radio"/>	<input type="radio"/>	<input type="radio"/>	
12. I like the services I received here.	<input type="radio"/>	<input type="radio"/>	<input type="radio"/>	<input type="radio"/>	<input type="radio"/>	<input type="radio"/>	
13. *If I had other choices, I would still get services from this agency.*	<input type="radio"/>	<input type="radio"/>	<input type="radio"/>	<input type="radio"/>	<input type="radio"/>	<input type="radio"/>	
14. I would recommend this agency to a friend or family member.	<input type="radio"/>	<input type="radio"/>	<input type="radio"/>	<input type="radio"/>	<input type="radio"/>	<input type="radio"/>	

Other Details about Perception/Satisfaction with Care:

Social Connectedness

Please indicate your disagreement/agreement with each of the following statements. Please answer for relationships with persons other than your mental health provider(s) **over the past 30 days.**

STATEMENT	RESPONSE OPTIONS					
	Strongly Disagree	Disagree	Undecided	Agree	Strongly Agree	REFUSED
1. I am happy with the friendships I have.	<input type="radio"/>	<input type="radio"/>	<input type="radio"/>	<input type="radio"/>	<input type="radio"/>	<input type="radio"/>
2. I have people with whom I can do enjoyable things.	<input type="radio"/>	<input type="radio"/>	<input type="radio"/>	<input type="radio"/>	<input type="radio"/>	<input type="radio"/>
3. I feel I belong in my community.	<input type="radio"/>	<input type="radio"/>	<input type="radio"/>	<input type="radio"/>	<input type="radio"/>	<input type="radio"/>
4. In a crisis, I would have the support I need from family or friends.	<input type="radio"/>	<input type="radio"/>	<input type="radio"/>	<input type="radio"/>	<input type="radio"/>	<input type="radio"/>

Other Details about Social Connectedness:

Housing

<u>In the past 30 days</u> how many ...	Number of Nights/ Times	REFUSE!	DON'T KNOW
1. nights have you been homeless?	_____	<input type="radio"/>	<input type="radio"/>
2. nights have you spent in a hospital for mental health care?	_____	<input type="radio"/>	<input type="radio"/>
3. nights have you spent in a facility for detox/inpatient or residential substance abuse treatment?	_____	<input type="radio"/>	<input type="radio"/>
4. nights have you spent in correctional facility including jail, or prison?	_____	<input type="radio"/>	<input type="radio"/>

What housing/living environment would you prefer?	YES	NO	DON'T KNOW
5. Live in a place/home where staff are accessible 24 hrs/day, such as assisted living, supervised housing or group homes.	<input type="radio"/>	<input type="radio"/>	<input type="radio"/>
6. Live in a place such as transitional or group home, where staff/advocate help you with personal care needs, such as shopping, using the telephone, taking medicine, managing your money, doing your laundry, helping with medical care and other activities.	<input type="radio"/>	<input type="radio"/>	<input type="radio"/>
7. Live in a place where staff/advocate can help you make a smooth transition to your own housing, such as supervised living (staff are not available 24 hours/day).	<input type="radio"/>	<input type="radio"/>	<input type="radio"/>

- | | | | |
|---|-----------------------|-----------------------|-----------------------|
| 8. Live in a place where staff provide activities and things to do in the community, such as bowling, movies, mall shopping, picnic, etc. | <input type="radio"/> | <input type="radio"/> | <input type="radio"/> |
| 9. Live in a place by yourself where there is assistance with your physical health care only. | <input type="radio"/> | <input type="radio"/> | <input type="radio"/> |
| 10. Live by yourself. | <input type="radio"/> | <input type="radio"/> | <input type="radio"/> |
| 11. Live with your family. | <input type="radio"/> | <input type="radio"/> | <input type="radio"/> |
| 12. Live with friends. | <input type="radio"/> | <input type="radio"/> | <input type="radio"/> |

Other _____

Other Details about Housing: _____

Crime and Criminal Justice Status

In the past year, how many times have you been arrested?

____ # TIMES REFUSED DON'T KNOW

Other Details about Crime and Criminal Justice Status:

Interview Time: _____ (minutes)

