



Weekly Influenza Report Week 10 (03/08/09-03/14/09)

National Synopsis:

During week 9 (March 1-7, 2009), influenza activity in the United States remained high, but is at approximately the same level as in the previous week.

- One thousand two hundred fifty-two (23.0%) specimens tested by U.S. World Health Organization (WHO) and National Respiratory and Enteric Virus Surveillance System (NREVSS) collaborating laboratories and reported to CDC/Influenza Division were positive for influenza.
- The proportion of deaths attributed to pneumonia and influenza (P&I) was below the epidemic threshold.
- Five influenza-associated pediatric deaths were reported.
- The proportion of outpatient visits for influenza-like illness (ILI) was above the national baseline. ILI increased nationally and in four of the nine regions compared to the previous week. All nine surveillance regions reported ILI above their region-specific baselines.
- Thirty-five states reported widespread influenza activity, 14 states reported regional activity; the District of Columbia and one state reported local influenza activity; and Puerto Rico reported sporadic influenza activity.

Delaware Influenza Surveillance:

Total Laboratory Confirmed Cases: 592

Influenza A: 397

Influenza B: 193

Influenza A&B: 2

Counties:

- **New Castle – 251**
- **Kent – 195**
- **Sussex – 146**
-

Age Range: 20 days – 94 yo

Deaths: 0

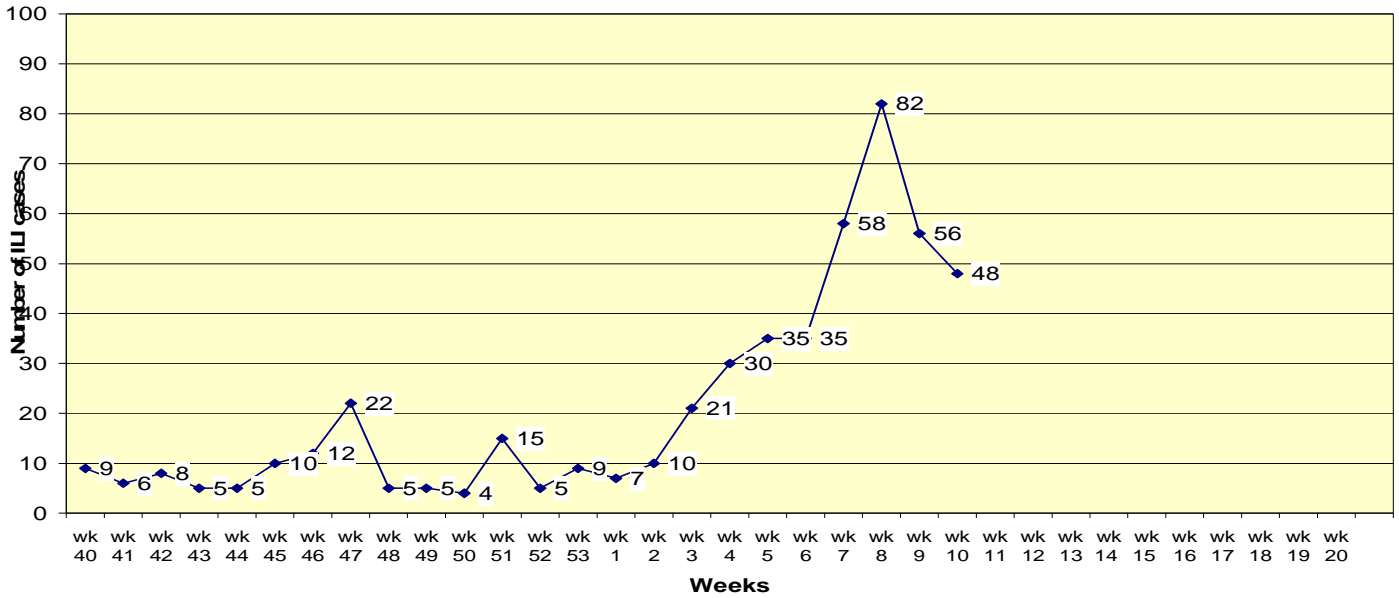
Total Unconfirmed Cases: 105

Influenza Activity for Week 10: Widespread

Note: Beginning in Week 8, the DPH Lab requested that each hospital submit only 3-5 specimens per week for confirmatory testing; this may affect the number of unconfirmed cases in the future weeks.

- **No Activity:** No laboratory-confirmed cases of influenza and no reported increase in the number of cases of ILI.
- **Sporadic:** Small numbers or isolated cases of laboratory-confirmed influenza cases or a single laboratory-confirmed influenza outbreak has been reported, but there is no increase in cases of ILI.
- **Local:** Outbreaks of influenza or increases in ILI cases and recent laboratory-confirmed influenza in a single region of the state.
- **Regional:** Outbreaks of influenza or increases in ILI and recent laboratory confirmed influenza in at least 2 but less than half the regions of the state. (This level of activity does not apply for small states with 4 or fewer regions.)
- **Widespread:** Outbreaks of influenza or increases in ILI cases and recent laboratory-confirmed influenza in at least half the regions of the state.

ILI cases reported from Sentinel providers
4 of 12 sentinel providers reporting

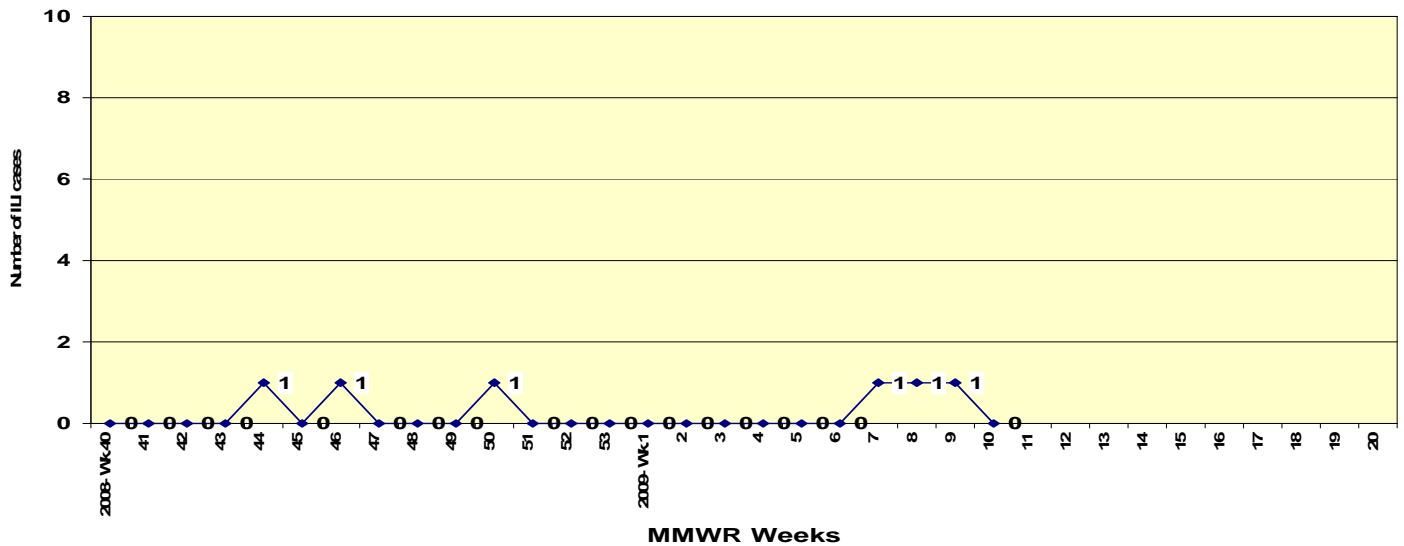


Note: This data is current as of distribution date and is subject to change.

Note: Week 5 – No sentinel providers reported ILI to DPH (n=0). Therefore, the zero does not indicate there were no cases.

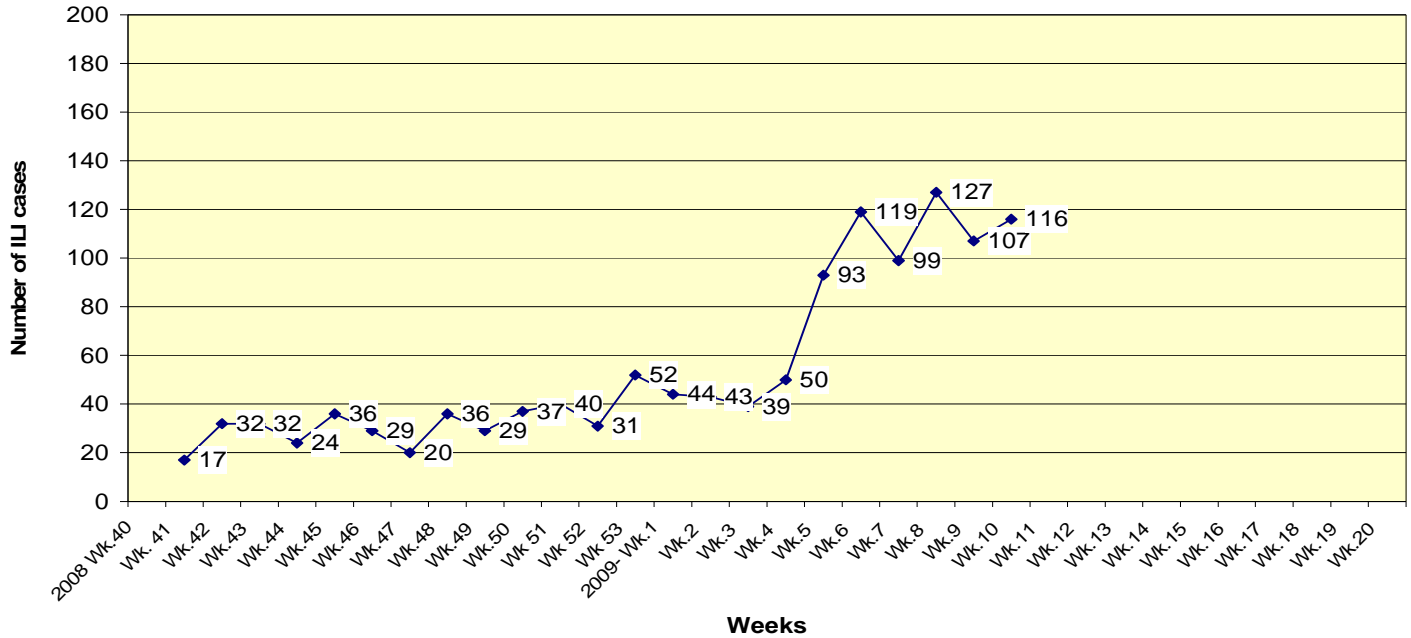
ILI cases reported from corporations/LTCF
5 of 5* sites reporting

(*one organization that previously reported is no longer participating)



Note: This data is current as of distribution date and is subject to change

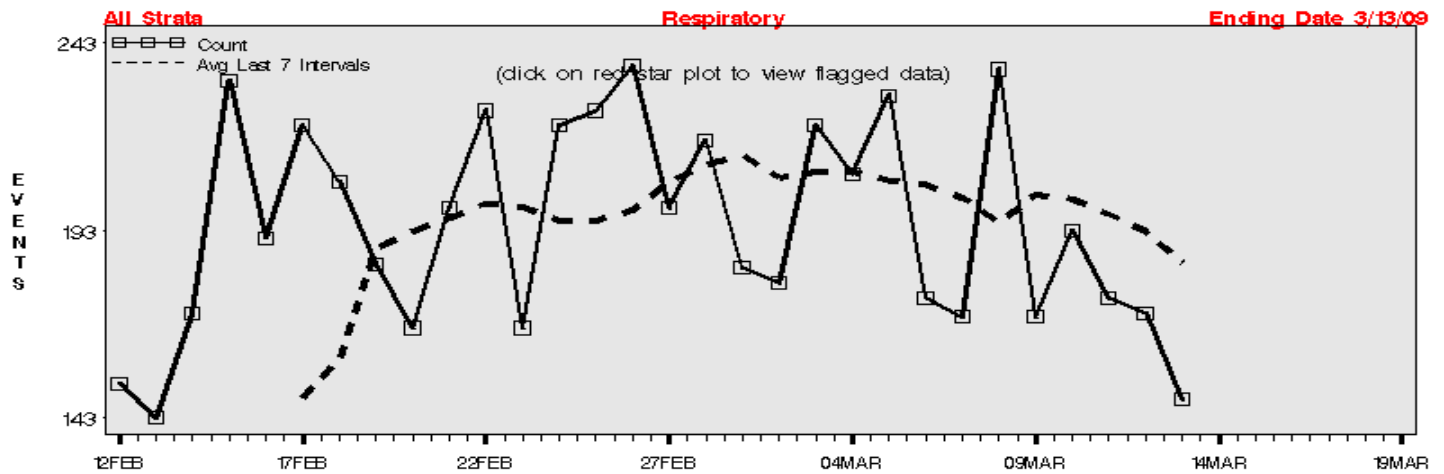
Hospital ILI Cases 8 of 8 hospitals reporting



Respiratory – Syndromic Surveillance

Early Aberration Reporting System (EARS)

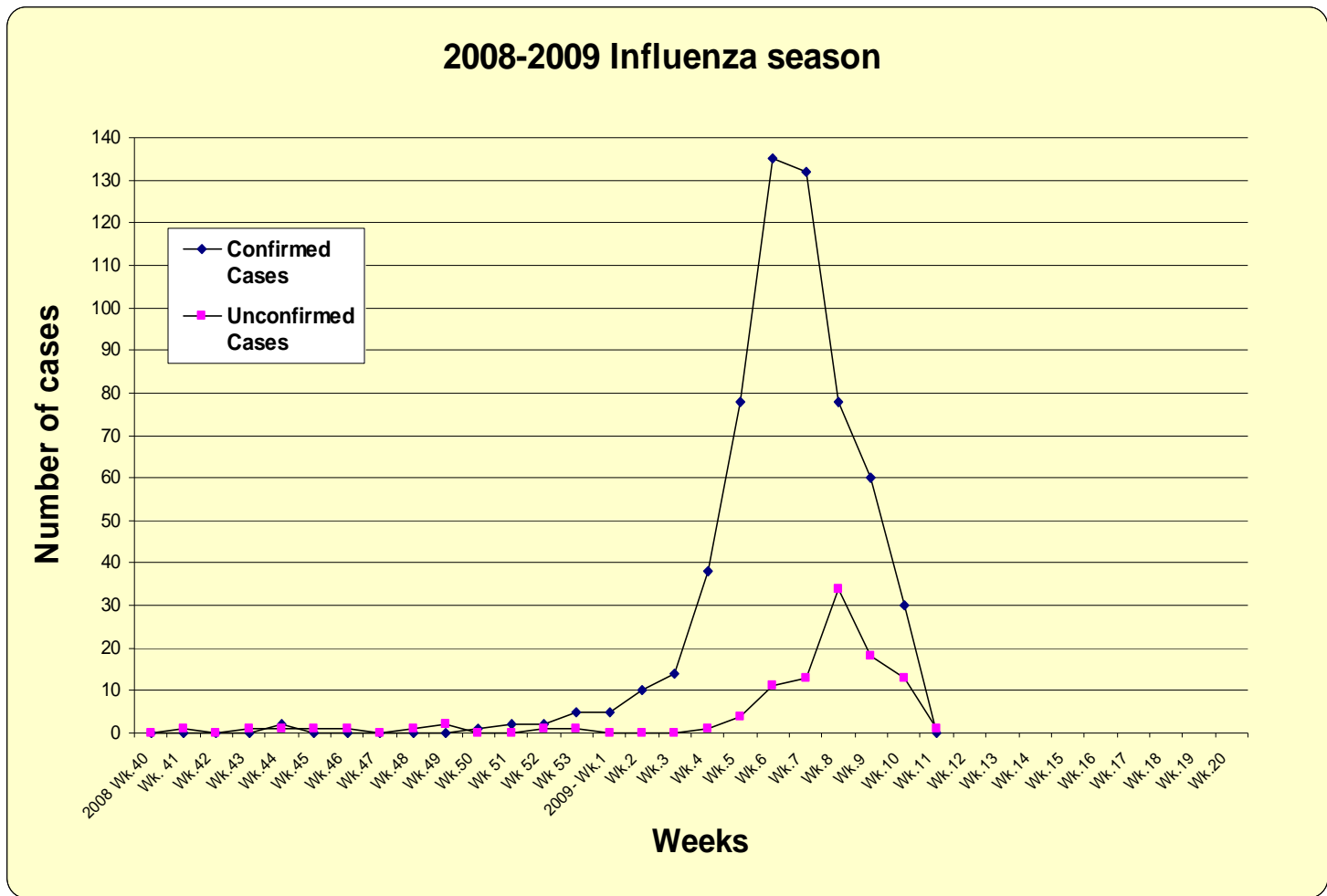
Hospital Syndromic Surveillance



C *	152	171	191	206	167	225	221	237	217	179	208	175	236	199	171
F**	143	233	221	184	199	167	225	199	183	221	229	170	170	175	148

C1= Mild Sensitivity C2= Moderate Sensitivity C3= Ultra Sensitivity
***C = total count (last three digits) **F are flags 1= C1 2= C2 3= C3 4= C1C3 5= C2C3 6= C1C2C3**

**2008-2009 Influenza season
Confirmed and Unconfirmed Cases***



***Note:**

**Confirmed cases: PCR (Polymerase Chain Reaction) positive or Influenza culture positive.
Unconfirmed cases: Rapid assay positive, not confirmed with PCR or culture.**