



Delaware Weekly Influenza Report Week 40 (September 28- October 4, 2014) Delaware Division of Public Health

National Influenza Synopsis 2014-2015:

National data are updated Friday of each week. Please visit <http://www.cdc.gov/flu/weekly/> for the most current information. During week 40, influenza activity was low in the United States and Delaware. Guam reported widespread activity, Puerto Rico reported regional activity; three states reported local activity; 28 states, DC, and the U.S. Virgin Islands reported sporadic activity; 18 states reported no influenza activity; and one state did not report.

Both national and state data are provisional and subject to change as additional reports are received.

Delaware Influenza Surveillance 2014-2015:

Week 40 marks the beginning of the 2014-2015 influenza season. There were no confirmed cases of influenza reported during week 40. Reports of influenza-like illness (ILI) received from participating providers, facilities, and institutions indicated no to relatively low levels of ILI in the community. Levels of ILI were below the regional baseline of 2.0%.

Level of Influenza Activity in Delaware, Week 40:

No activity	No laboratory-confirmed cases of influenza ² and no reported increase in the number of cases of influenza-like illness
Influenza-like illness (ILI) is defined as patients presenting with fever of 100° F or greater, cough and/or sore throat in the absence of a known cause other than influenza.	
<p>No Activity: No laboratory-confirmed cases of influenza and no reported increase in the number of cases of ILI.</p> <p>Sporadic: Small numbers of laboratory-confirmed influenza cases or a single laboratory-confirmed influenza outbreak has been reported, but there is no increase in cases of ILI.</p> <p>Local: Outbreaks of influenza or increases in ILI cases and recent laboratory-confirmed influenza in a single region of the state.</p> <p>Regional: Outbreaks of influenza or increases in ILI and recent laboratory-confirmed influenza in at least two but less than half the regions of the state with recent laboratory evidence of influenza in those regions.³</p> <p>Widespread: Outbreaks of influenza or increases in ILI cases and recent laboratory-confirmed influenza in at least half the regions of the state with recent laboratory evidence of influenza in the state.</p>	

¹ 2014-2015 Region 3 (DE, DC, MD, PA, VA, and WV) baseline = 2.0%.

² Laboratory-confirmed case = case confirmed by viral culture or PCR.

³ Region = population under surveillance in a defined geographical subdivision of a state. Regions typically include several counties.

<u>In this report:</u>	<u>page</u>
Influenza positive cases reported statewide and county, by subtype, Delaware 2014-2015	2
Influenza positive cases reported statewide and county by age group, Delaware 2014-2015	2
Confirmed cases of influenza by type and subtype, Delaware 2014-2015	3
Influenza-related hospitalizations, statewide and county, by age group, Delaware 2014-2015	3
Influenza-related deaths, Delaware 2014-2015	3
Annual number of influenza cases reported by flu season, Delaware 2004-2005 through 2014-2015	4
Percentage of visits for influenza-like illness reported by sentinel providers, Delaware 2014-2015	4
Influenza-like illness reported by ILINet reporting partners, Delaware 2014-2015	5
Percentage of Delaware emergency department visits related to influenza-like illness, 2014-2015	5
Summary of International Influenza Activity	6

Table 1a. Influenza positive¹ cases reported² statewide and county by subtype, Delaware 2014-2015

Confirmed Flu Cases by Subtype		Wk 40	YTD	YTD Total	YTD County%
Statewide	A / 2009 H1N1	0	0	0	0
	A / 2012 H3N2	0	0		
	A / no subtype	0	0		
	B / Victoria	0	0		
	B / Yamagata	0	0		
	B / no subtype	0	0		
New Castle County	A / 2009 H1N1	0	0	0	0
	A / 2012 H3N2	0	0		
	A / no subtype	0	0		
	B / Victoria	0	0		
	B / Yamagata	0	0		
	B / no subtype	0	0		
Kent County	A / 2009 H1N1	0	0	0	0
	A / 2012 H3N2	0	0		
	A / no subtype	0	0		
	B / Victoria	0	0		
	B / Yamagata	0	0		
	B / no subtype	0	0		
Sussex County	A / 2009 H1N1	0	0	0	0
	A / 2012 H3N2	0	0		
	A / no subtype	0	0		
	B / Yamagata	0	0		
	B / Victoria	0	0		
	B / no subtype	0	0		

Table 1b. Influenza positive¹ cases reported² statewide and county by age group, Delaware 2014-2015

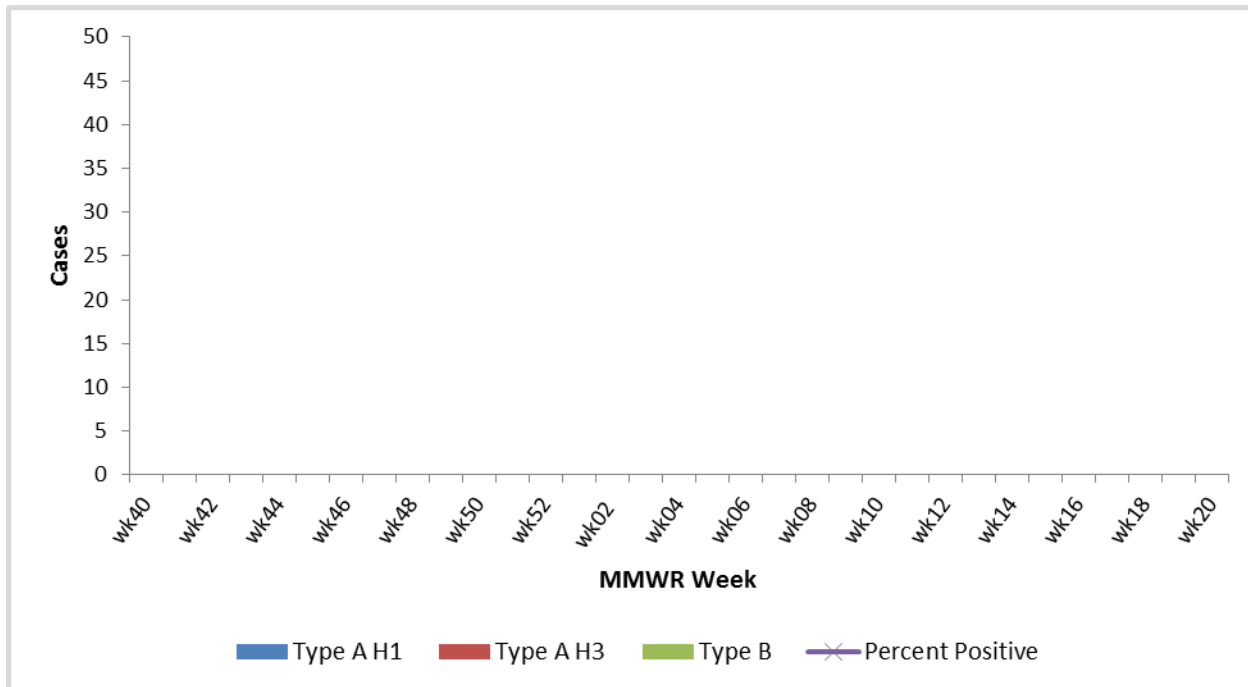
Confirmed Flu Cases by Subtype		Wk 40	YTD	YTD Total	YTD County%
Statewide	0-4 years	0	0	0	0
	5-24 years	0	0		
	25-49 years	0	0		
	50-64 years	0	0		
	65+ years	0	0		
New Castle County	0-4 years	0	0	0	0
	5-24 years	0	0		
	25-49 years	0	0		
	50-64 years	0	0		
	65+ years	0	0		
Kent County	0-4 years	0	0	0	0
	5-24 years	0	0		
	25-49 years	0	0		
	50-64 years	0	0		
	65+ years	0	0		
Sussex County	0-4 years	0	0	0	0
	5-24 years	0	0		
	25-49 years	0	0		
	50-64 years	0	0		
	65+ years	0	0		

¹ Based on patients with positive nucleic acid or viral culture test results reported to the Division of Public Health.

² Reports are by the date the laboratory results are obtained. As a result, prior weeks' counts may be adjusted to reflect additional cases received.

³ MMWR Week 40 = September 28- October 4, 2014

Figure 1. Confirmed cases¹ of influenza by type and subtype, Delaware 2014-2015



¹ Based on patients with positive nucleic acid or viral culture test results reported to the Delaware Division of Public Health. There are no confirmed cases of influenza reported as of MMWR 40.

Table 2. Influenza-related hospitalizations statewide and county, by age group, Delaware 2014-2015

Confirmed Flu Cases by Subtype		Wk 40	YTD	YTD Total	YTD County%
Statewide	0-4 years	0	0	0	0
	5-24 years	0	0		
	25-49 years	0	0		
	50-64 years	0	0		
	65+ years	0	0		
New Castle County	0-4 years	0	0	0	0
	5-24 years	0	0		
	25-49 years	0	0		
	50-64 years	0	0		
	65+ years	0	0		
Kent County	0-4 years	0	0	0	0
	5-24 years	0	0		
	25-49 years	0	0		
	50-64 years	0	0		
	65+ years	0	0		
Sussex County	0-4 years	0	0	0	0
	5-24 years	0	0		
	25-49 years	0	0		
	50-64 years	0	0		
	65+ years	0	0		

Table 3. Influenza-related deaths, Delaware 2014-2015

Influenza-Related Deaths	Wk 40	Cumulative as of Wk 40
	0	0

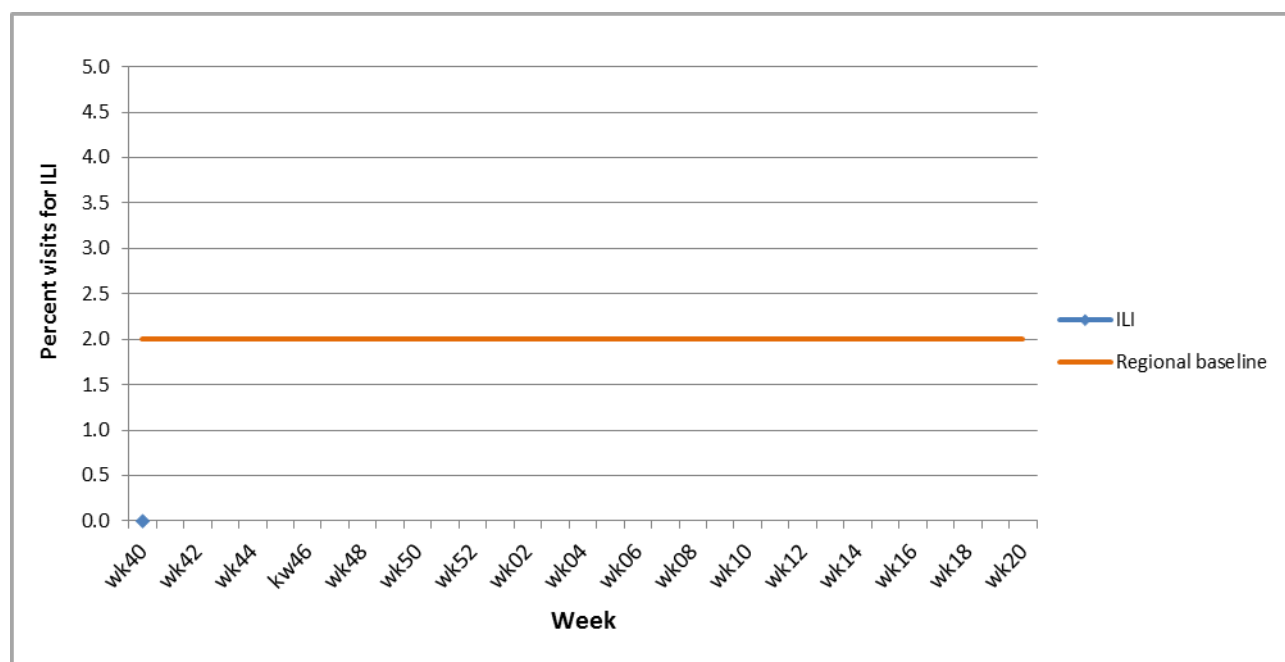
Table 4. Annual number of influenza cases reported by flu season, Delaware 2004-2005 through 2014-2015

Influenza Season	Total Annual Influenza Cases
2004 – 2005	995
2005 – 2006	541
2006 – 2007	508
2007 – 2008	1,401
2008 – 2009	738
2009 – 2010	2,247
2010 – 2011	1,470
2011 – 2012	262
2012 – 2013	1,773
2013 – 2014	1,842
2014 – 2015 (YTD)	0

U.S. Outpatient Influenza-Like Illness Surveillance Network (ILINet) Sentinel Providers

An ILINet (sentinel) provider conducts surveillance for influenza-like illness (ILI) in collaboration with the Division of Public Health and the Centers for Disease Control and Prevention (CDC). Data reported by ILINet providers, in combination with other influenza surveillance data, provide a national and statewide picture of influenza activity in the U.S.

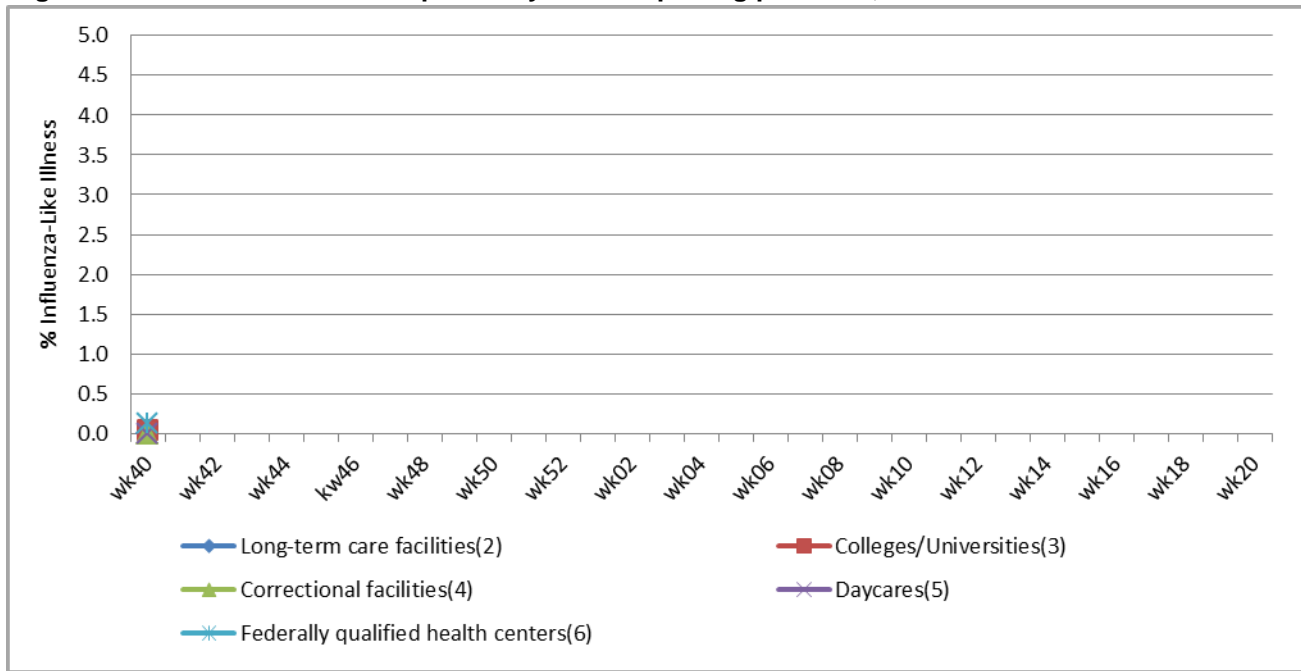
Figure 2. Percentage of visits for influenza-like illness reported by sentinel providers¹ participating in the U.S. Outpatient ILI Surveillance Network (ILINet), Delaware 2014-15



¹ Seven of 16 sentinel providers reported.

² Regional baseline is calculated by CDC using non-influenza weeks from the previous three influenza seasons. Delaware is a member of Region 3 that includes DE, DC, MD, PA, VA, and WV.

Figure 3. Influenza-like illness reported by ILINet reporting partners¹, Delaware 2014-2015



¹ ILINet reporting partners include long-term care facilities, colleges and universities, correctional facilities, daycare facilities and federally qualified health centers

² % ILI= percentage of residents with ILI symptoms. Four of 19 LTCFs reported for MMWR 40

³ % ILI= percentage of student visits for ILI; Schools reporting include the University of Delaware, Delaware State University, and Wesley College

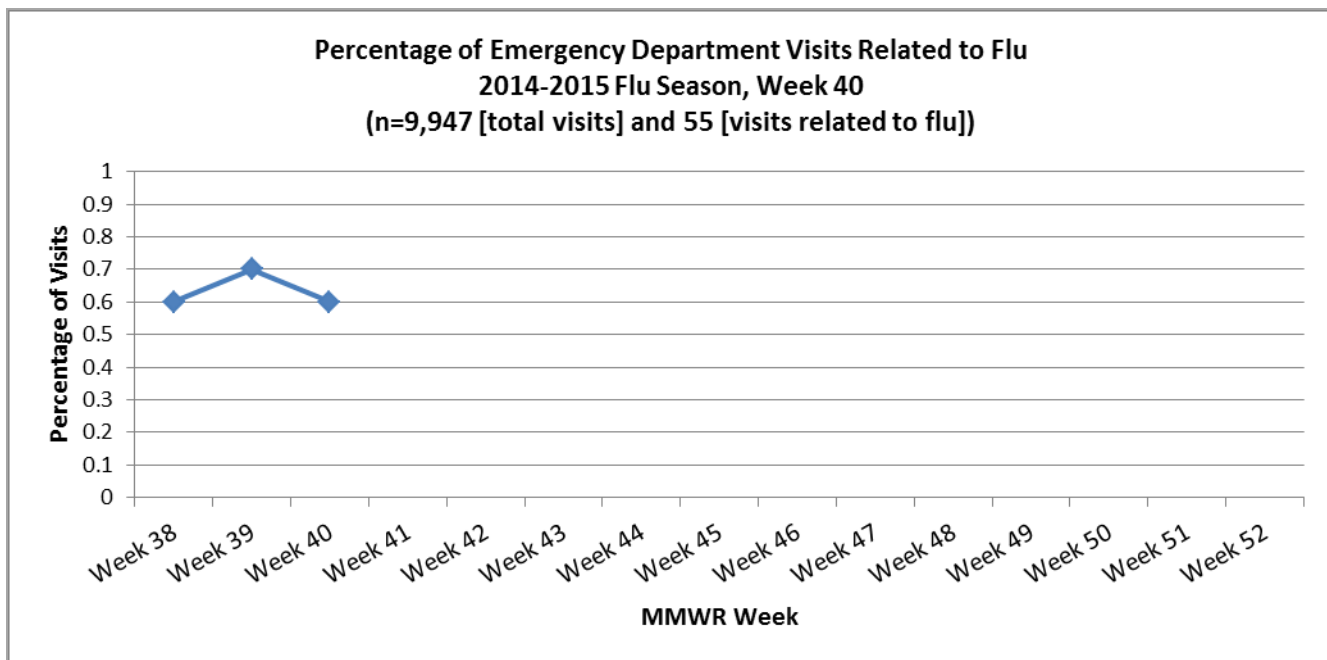
⁴ % ILI= percentage of visits for ILI at the correctional facility; Zero of 10 facilities reported for MMWR 40

⁵ % ILI= percentage of children absent with ILI; Three of 12 daycare providers reported for MMWR 40

⁶ % ILI= percentage of visits for ILI at FQHCs; FQHCs reporting include LARED and Henrietta Johnson Medical Center.

⁷ The regional baseline is calculated by CDC using non-influenza weeks from the previous 3 influenza seasons. Delaware is a member of Region 3 that includes DE, DC, MD, PA, VA and WV

Figure 4. Percentage of Delaware emergency department visits related to influenza (flu)



Summary of International Influenza Activity

Globally, the influenza season in the southern hemisphere is beginning to decline from peaking in August, but there is still high activity in Oceania. Influenza activity remained low elsewhere, except for some tropical countries in the Americas. Influenza activity decreased in most countries in the southern hemisphere. In the temperate zone of South America, influenza-like illness (ILI) decreased and was still mainly associated with respiratory syncytial virus (RSV). Influenza A(H3N2) virus was the most detected influenza virus. In Australia and New Caledonia, the influenza season continued with high activity associated with A(H1N1)pdm09 and A(H3N2) viruses. ILI activity increased in several of the Pacific Islands. The official start of the flu season began for the northern hemisphere last week. Influenza activity remained low in North America and Europe. In the Americas, influenza B and RSV continued to circulate. Influenza activity was low in Africa and western Asia. Most countries in Eastern Asia reported low influenza activity.

For the full international influenza update published by the World Health Organization, please visit http://www.who.int/influenza/surveillance_monitoring/updates/latest_update_GIP_surveillance/en/

NOTE: The data provided do not reflect the total number of individuals who have been infected with the influenza virus in Delaware during the reporting period as a result of the following factors:

- Many people ill with influenza-like symptoms do not seek medical care.
- Many who do seek medical care are not tested for influenza.
- The Delaware Public Health Laboratory is limited by capacity to processing a maximum of three specimens per day from each reporting entity.

The Delaware Division of Public Health (DPH) is committed to serving you better by providing the most accurate influenza data available.

Please visit us at flu.delaware.gov or <http://dhss.delaware.gov/dhss/dph/dpc/immunize-flu.html> for general information on the flu or specific information on DPH flu clinics.

For questions on Delaware's weekly flu report, call the DPH Office of Infectious Disease Epidemiology at 302-744-1033.

For questions regarding influenza vaccination information, please call 302-744-1060.