



Weekly Influenza Report Week 20 (05/17/09-05/23/09)

National Synopsis: Seasonal Influenza

During week 19 (May 10 - 16, 2009), influenza activity decreased in the United States, however there are still higher levels of influenza-like illness than is normal for this time of year.

- One thousand seventy-four (15.1%) specimens tested by U.S. World Health Organization (WHO) and National Respiratory and Enteric Virus Surveillance System (NREVSS) collaborating laboratories and reported to CDC/Influenza Division were positive for influenza.
- The proportion of deaths attributed to pneumonia and influenza (P&I) was below the epidemic threshold.
- Two influenza-associated pediatric deaths were reported.
- The proportion of outpatient visits for influenza-like illness (ILI) was below the national baseline. One of the ten surveillance regions reported ILI above their region-specific baseline.
- Five states reported geographically widespread influenza activity, 13 states reported regional activity, the District of Columbia and 15 states reported local influenza activity; 16 states reported sporadic influenza activity, and one state reported no influenza activity.

H1N1 Flu (Swine Flu)

In response to an intensifying outbreak in the United States and internationally caused by a new influenza virus of swine origin, the World Health Organization raised the worldwide pandemic alert level to [Phase 5](#) on April 29, 2009. A Phase 5 alert is a “strong signal that a pandemic is imminent and that the time to finalize the organization, communication, and implementation of the planned mitigation measures is short.”

The United States Government has declared a public health emergency in the United States. CDC's response goals are to reduce transmission and illness severity, and provide information to help health care providers, public health officials and the public address the challenges posed by this emergency. CDC is issuing and updating [interim guidance](#) daily in response to the rapidly evolving situation. CDC's Division of the Strategic National Stockpile (SNS) continues to send antiviral drugs, personal protective equipment, and respiratory protection devices to all 50 states and U.S. territories to help them respond to the outbreak. The swine influenza A (H1N1) virus is susceptible to the prescription [antiviral drugs](#) oseltamivir and zanamivir. In addition, the Federal Government and manufacturers have begun the process of developing a vaccine against this new virus.

The latest numbers posted by CDC are 7927 confirmed cases and eleven deaths.

For more information on H1N1 Flu (Swine Flu), go to <http://www.cdc.gov/h1n1flu/>.

Delaware cases of H1N1 (Swine Flu)

Delaware has 118 confirmed cases of H1N1 (Swine Flu), 101 are from New Castle County, 13 are from Kent County and four are from Sussex County. Of the 118 confirmed cases, 25 have been epi-linked to the University of Delaware. In addition, there are three probable cases all from New Castle County. Individual interviews of cases have been discontinued. A line list will remain in effect to report cases to CDC.

Delaware Influenza Surveillance:

Total Laboratory Confirmed Cases of Seasonal Influenza:

Influenza A: 451
Influenza B: 286
Influenza A&B: 2

Counties:

- New Castle – 328
- Kent – 247
- Sussex – 164

Age Range: 13 days – 94 years

Deaths: 1 reported in week 13

Total Unconfirmed Cases: 126

Total Laboratory Confirmed Cases of H1N1 (Swine flu): 118

Counties:

- New Castle – 101
- Kent – 13
- Sussex – 4

Age Range: 20 months to 32 years

Deaths: 0

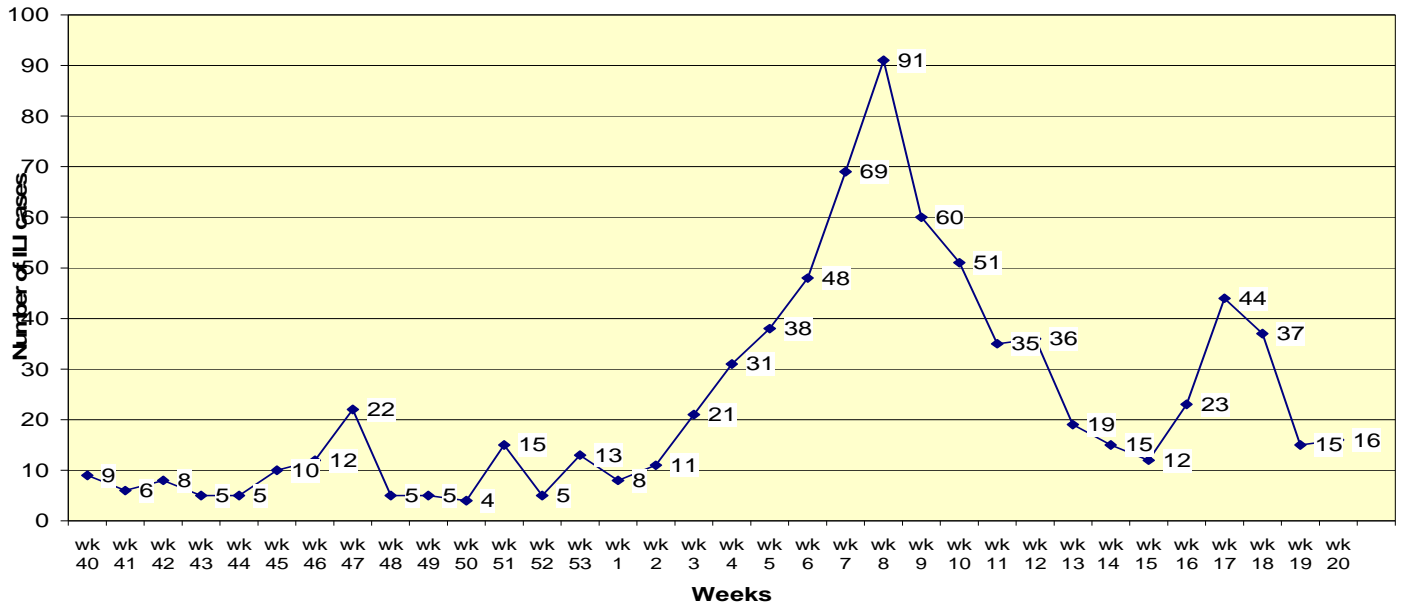
Total Probable Cases of H1N1 (Swine flu): 3 (all New Castle County residents)

Influenza Activity for Week 20: **Sporadic**

- **No Activity:** No laboratory-confirmed cases of influenza and no reported increase in the number of cases of ILI.
- **Sporadic:** Small numbers or isolated cases of laboratory-confirmed influenza cases or a single laboratory-confirmed influenza outbreak has been reported, but there is no increase in cases of ILI.
- **Local:** Outbreaks of influenza or increases in ILI cases and recent laboratory-confirmed influenza in a single region of the state.
- **Regional:** Outbreaks of influenza or increases in ILI and recent laboratory confirmed influenza in at least 2 but less than half the regions of the state. (This level of activity does not apply for small states with 4 or fewer regions.)
- **Widespread:** Outbreaks of influenza or increases in ILI cases and recent laboratory-confirmed influenza in at least half the regions of the state.

ILI cases reported from Sentinel providers

4 of 12 sentinel providers reporting

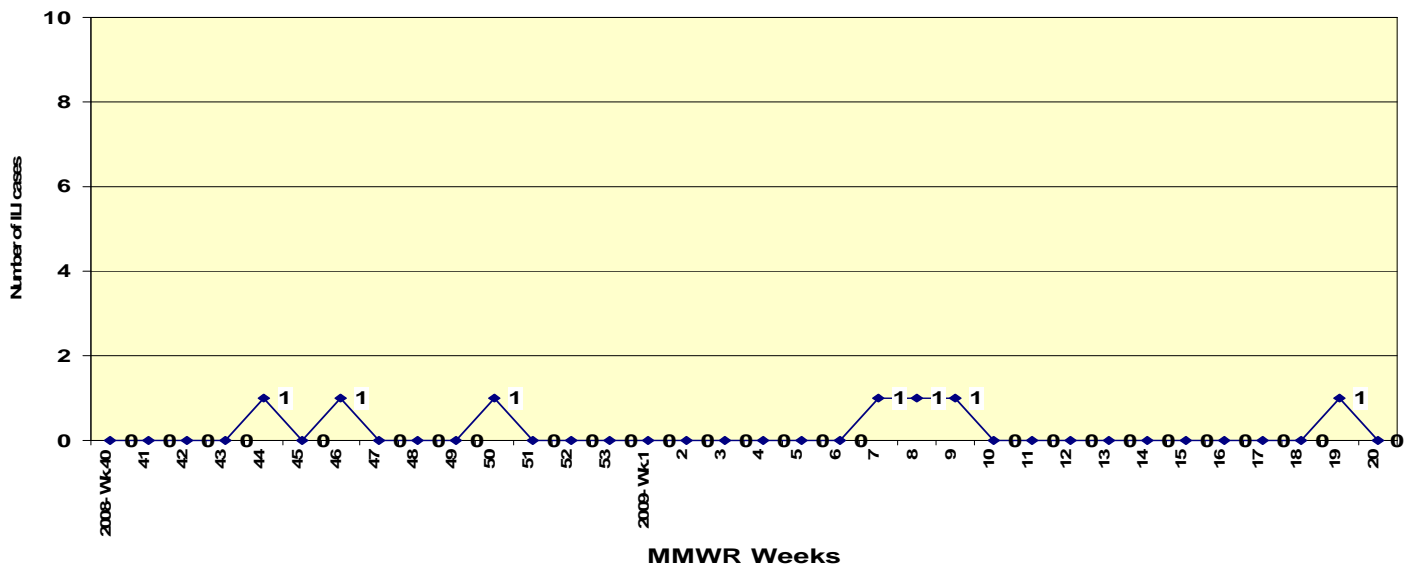


Note: This data is current as of distribution date and is subject to change.
Starting with Week 16: Due to the H1N1 outbreak, ILI may be increased.

ILI cases reported from Corporations/LTCF

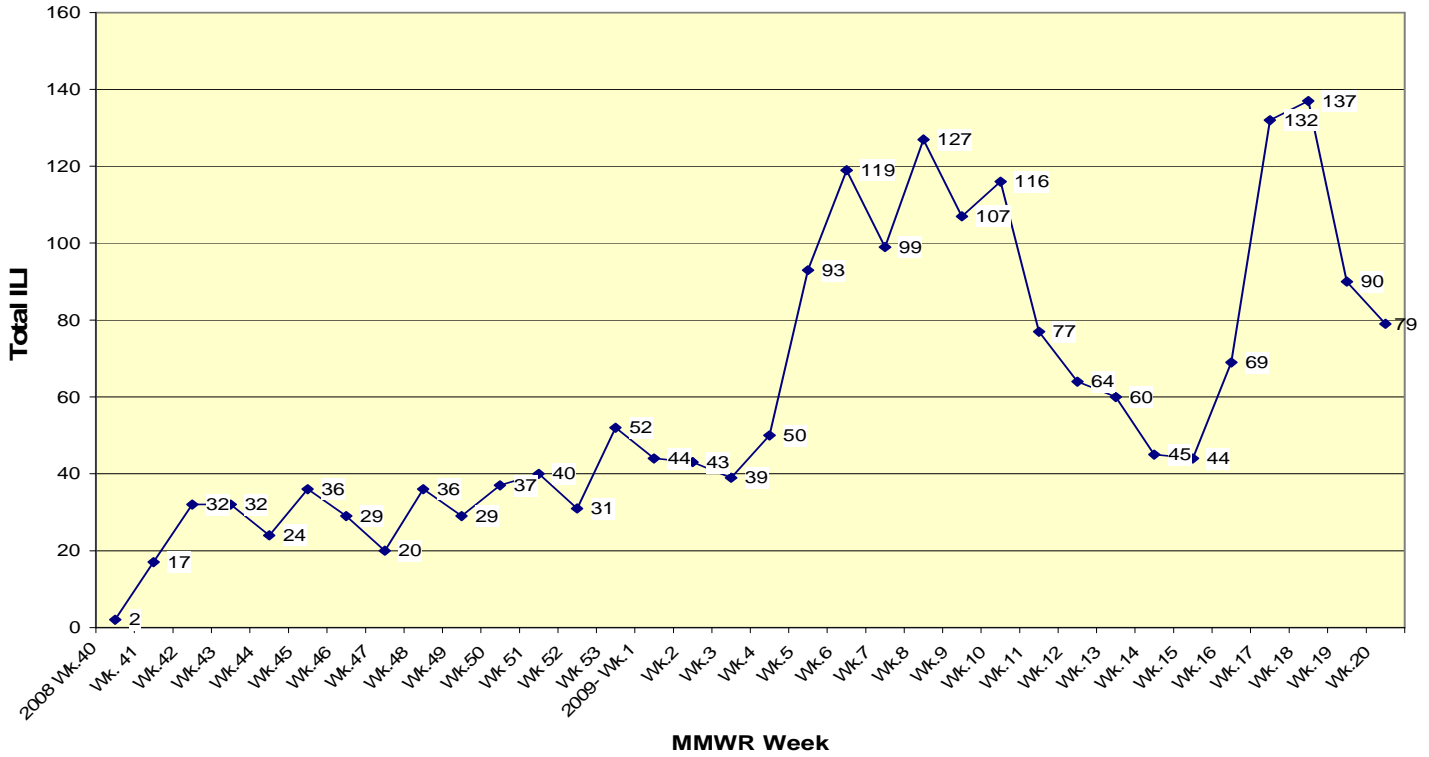
4 of 5* sites reporting

(*one organization that previously reported is no longer participating)



Note: This data is current as of distribution date and is subject to change
Starting with Week 16: Due to the H1N1 outbreak, ILI may be increased.

Hospital ILI Cases
8 of 8 hospitals reporting

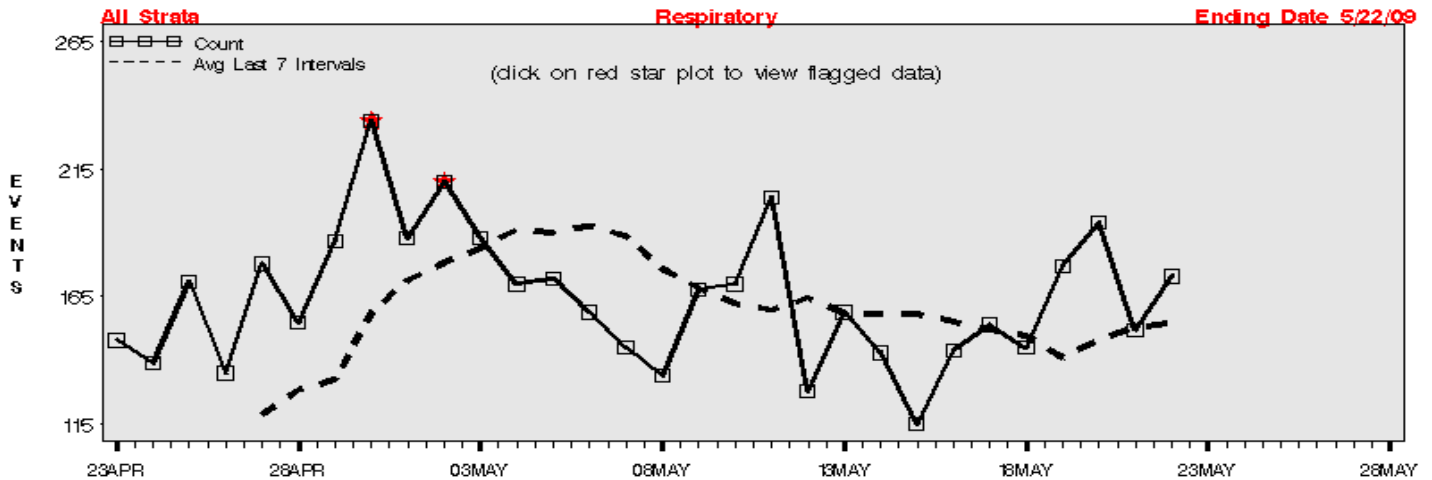


Starting with Week 16: Due to the H1N1 outbreak, ILI may be increased.

Respiratory – Syndromic Surveillance

Early Aberration Reporting System (EARS)

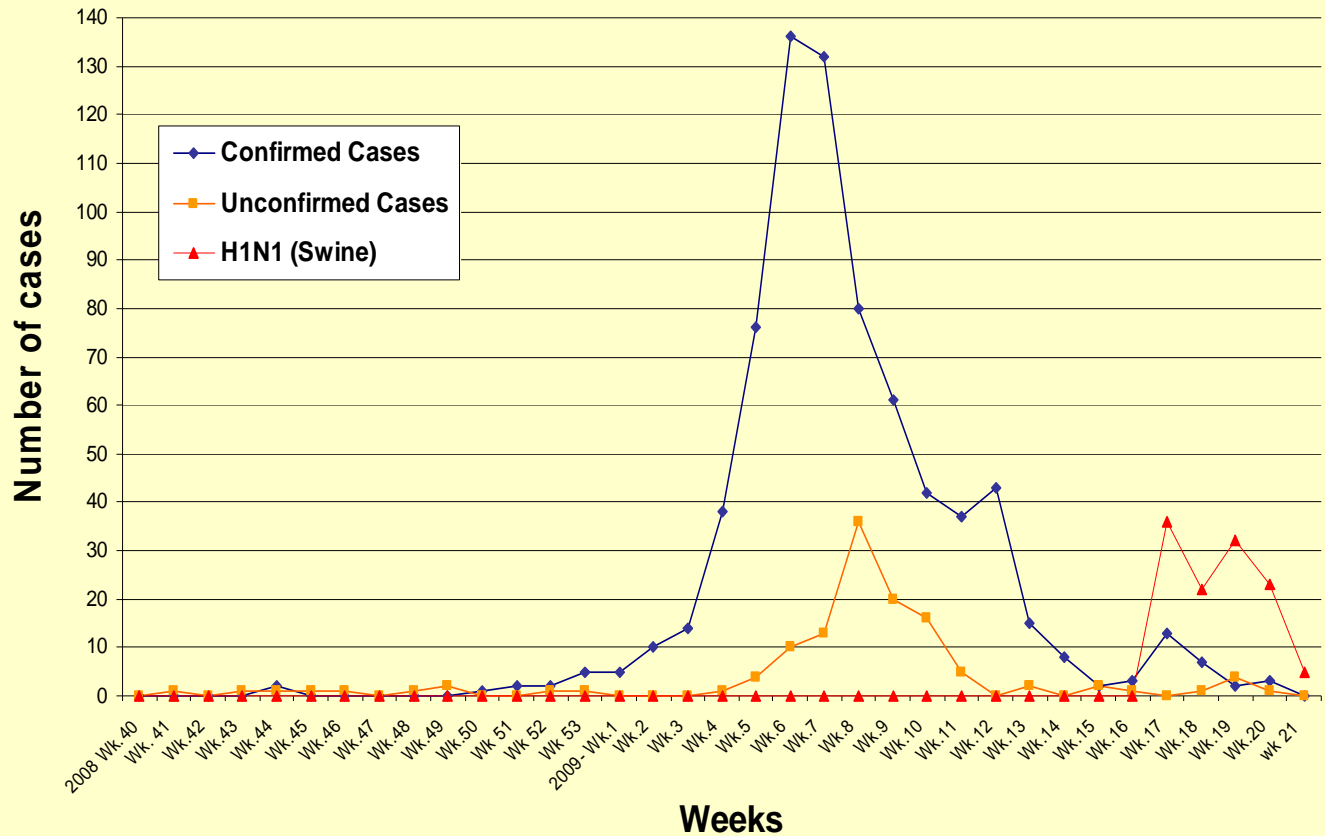
Hospital Syndromic Surveillance



C *	148	171	178	187	234	188	210	188	172	145	168	204	159	115	154	177	152
F**	139	135	155	187	234	188	210	170	159	134	170	128	143	144	145	194	173

C1= Mild Sensitivity C2= Moderate Sensitivity C3= Ultra Sensitivity
 *C = total count (last three digits) **F are flags 1= C1 2= C2 3= C3 4= C1C3 5= C2C3 6= C1C2C3

**2008-2009 Influenza season
Confirmed and Unconfirmed Seasonal Influenza
and H1N1 (Swine) Cases***



***Note:**

Confirmed cases: PCR (Polymerase Chain Reaction) positive or Influenza culture positive.

Unconfirmed cases: Rapid assay positive, not confirmed with PCR or culture.

H1N1 (Swine): PCR (Polymerase Chain Reaction) positive