



Weekly Influenza Report Week 6 (02/08/09-02/14/09)

National Synopsis:

During week 5 (February 1-7, 2009), influenza activity continued to increase in the United States.

- One thousand one hundred fifty-four (20.6%) specimens tested by U.S. World Health Organization (WHO) and National Respiratory and Enteric Virus Surveillance System (NREVSS) collaborating laboratories and reported to CDC/Influenza Division were positive for influenza.
- The proportion of deaths attributed to pneumonia and influenza (P&I) was below the epidemic threshold.
- One influenza-associated pediatric death was reported.
- The proportion of outpatient visits for influenza-like illness (ILI) was above the national baseline. ILI increased in eight of the nine regions compared to the previous week, and the East North Central, East South Central, Mountain, New England, Pacific, South Atlantic, and West South Central regions reported ILI above their region-specific baselines.
- Sixteen states reported widespread influenza activity, 16 states reported regional activity; the District of Columbia and 14 states reported local influenza activity; and Puerto Rico and four states reported sporadic influenza activity.

Delaware Influenza Surveillance:

Total Laboratory Confirmed Cases: 252

Influenza A: 189

Influenza B: 63

Counties:

- **New Castle – 89**
- **Kent – 80**
- **Sussex – 83**

Age Range: 20 days – 77 yo

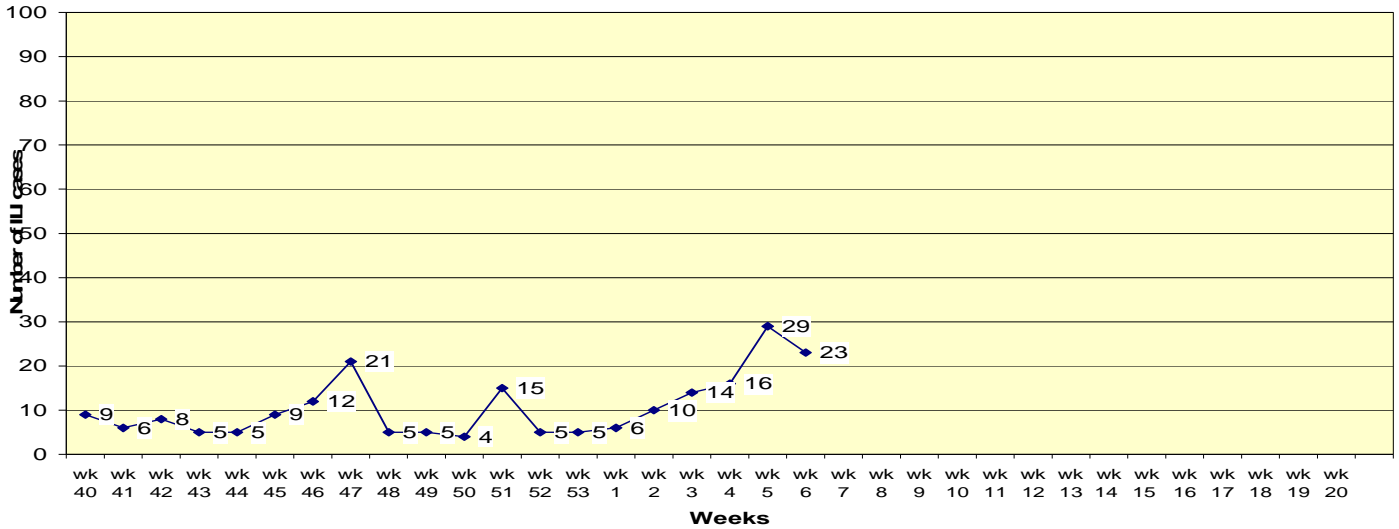
Deaths: 0

Total Unconfirmed Cases: 21

Influenza Activity for Week 6: Widespread

- **No Activity:** No laboratory-confirmed cases of influenza and no reported increase in the number of cases of ILI.
- **Sporadic:** Small numbers or isolated cases of laboratory-confirmed influenza cases or a single laboratory-confirmed influenza outbreak has been reported, but there is no increase in cases of ILI.
- **Local:** Outbreaks of influenza or increases in ILI cases and recent laboratory-confirmed influenza in a single region of the state.
- **Regional:** Outbreaks of influenza or increases in ILI and recent laboratory confirmed influenza in at least 2 but less than half the regions of the state. (This level of activity does not apply for small states with 4 or fewer regions.)
- **Widespread:** Outbreaks of influenza or increases in ILI cases and recent laboratory-confirmed influenza in at least half the regions of the state.

ILI cases reported from Sentinel providers
3 of 12 sentinel providers reporting

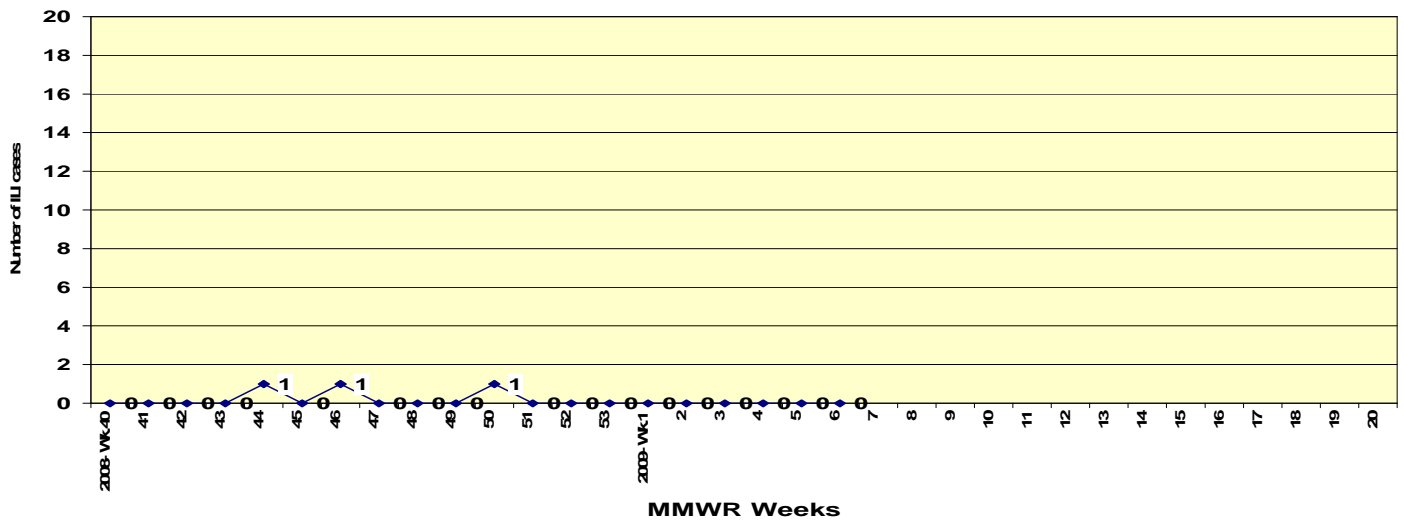


Note: This data is current as of distribution date and is subject to change.

Note: Week 5 – No sentinel providers reported ILI to DPH (n=0). Therefore, the zero does not indicate there were no cases.

ILI cases reported from corporations/LTCF
4 of 5* sites reporting

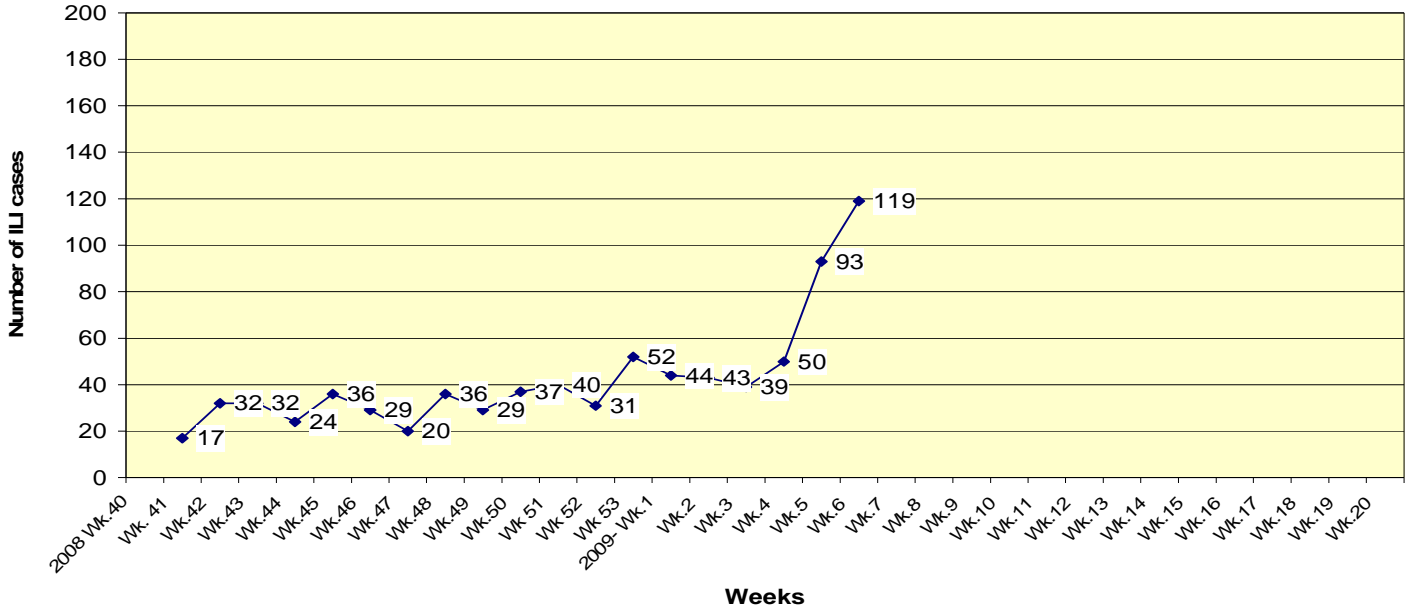
(*one organization that previously reported is no longer participating)



Note: This data is current as of distribution date and is subject to change

Hospital ILI Cases

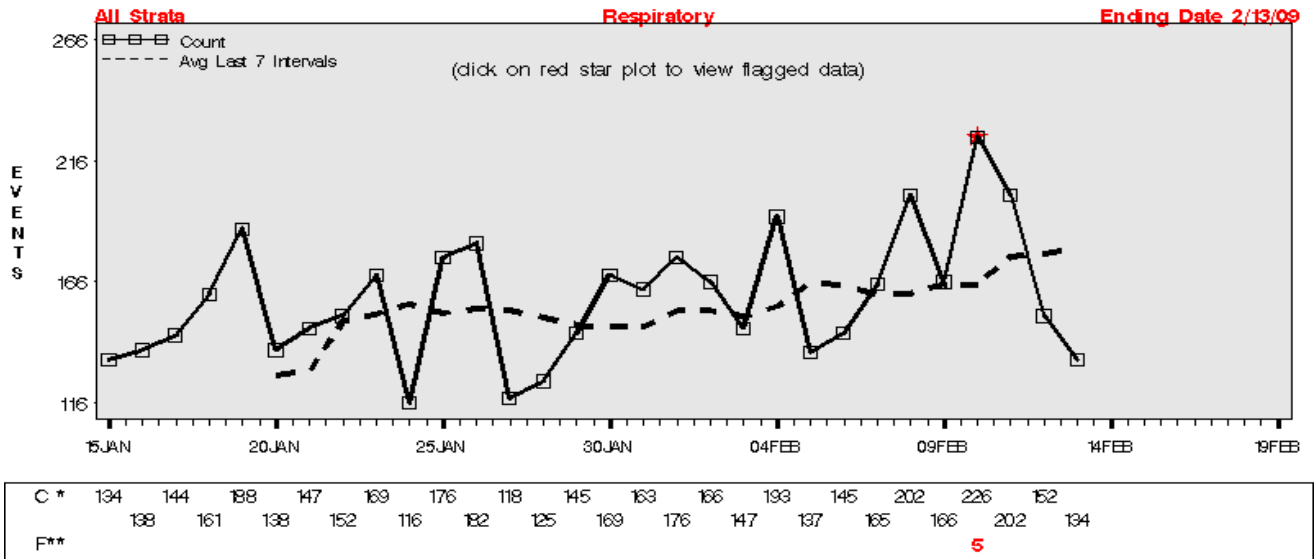
8 of 8 hospitals reporting



Respiratory – Syndromic Surveillance

Early Aberration Reporting System (EARS)

Hospital Syndromic Surveillance



C1= Mild Sensitivity C2= Moderate Sensitivity C3= Ultra Sensitivity
***C = total count (last three digits) **F are flags 1= C1 2= C2 3= C3 4= C1C3 5= C2C3 6= C1C2C3**