



Delaware Weekly Influenza Surveillance Report

Week 19 (May 09-15, 2010)

Delaware Division of Public Health

National Synopsis-2009-2010:

NOTE: National data is updated Friday of each week. Please visit <http://www.cdc.gov/flu/weekly/> for the most current information.

Delaware Influenza Surveillance-2009-2010:

† **Influenza positive and confirmed cases reported during week 19, week ending May 15, 2010**

	Week 18	Week 19	Cumulative as of week 40
*Specimens positive for influenza			
Flu type A	0	0	2,242
· A (H1N1)	0	0	0
· A (H3N2)	0	0	0
· A (Unsubtyped)	0	0	258
· A (not swine-like)	0	0	3
· A (Novel H1N1)	0	0	1,976
· B & Novel H1N1 (co-infections)	0	0	2
❖ Flu type B	0	0	3

§§ Total Laboratory Confirmed Cases Stratified by County and Age Group

Counties:

New Castle	0	0	989
· A (H1N1)	0	0	0
· A (H3N2)	0	0	0
· A (Unsubtyped)	0	0	175
· A (not swine-like)	0	0	0
· A (Novel H1N1)	0	0	812
· B & Novel H1N1 (co infection)	0	0	1
❖ Flu Type B	0	0	2
Kent	0	0	829
· A (H1N1)	0	0	0
· A (H3N2)	0	0	0
· A (Unsubtyped)	0	0	70
· A (not swine-like)	0	0	2
· A (Novel H1N1)	0	0	756
· B & Novel H1N1 (co infection)	0	0	1
❖ Flu Type B	0	0	0
Sussex	0	0	423
· A (H1N1)	0	0	0
· A (H3N2)	0	0	0
· A (Unsubtyped)	0	0	13
· A (not swine-like)	0	0	1

· A (Novel H1N1)	0	0	408
· B & Novel H1N1 (co infection)	0	0	0
❖ Flu Type B	0	0	1

New Castle

Age Range:

▪ 0-4 yrs	0	0	157
▪ 5-24 yrs	0	0	544
▪ 25-49 yrs	0	0	214
▪ 50-64 yrs	0	0	66
▪ 65+ yrs	0	0	9

Kent

Age Range

▪ 0-4 yrs	0	0	168
▪ 5-24 yrs	0	0	535
▪ 25-49 yrs	0	0	93
▪ 50-64 yrs	0	0	28
▪ 65+ yrs	0	0	5

Sussex

Age Range

▪ 0-4 yrs	0	0	84
▪ 5-24 yrs	0	0	269
▪ 25-49 yrs	0	0	54
▪ 50-64 yrs	0	0	13
▪ 65+ yrs	0	0	3

Total in Delaware Week 18 Week 19 Cumulative as of wk. 40

Age Range

▪ 0-4 yrs	0	0	409
▪ 5-24 yrs	0	0	1,348
▪ 25-49 yrs	0	0	361
▪ 50-64 yrs	0	0	107
▪ 65+ yrs	0	0	17

Hospitalization (s) Stratified by County and Age Group

New Castle 0 0 49

Age Range:

▪ 0-4 yrs	0	0	3
▪ 5-18 yrs	0	0	2
▪ 19-24 yrs	0	0	6
▪ 25-49 yrs	0	0	20
▪ 50-64 yrs	0	0	15
▪ 65+ yrs	0	0	3

Kent

0 0 13

Age Range

▪ 0-4 yrs	0	0	2
▪ 5-18 yrs	0	0	6
▪ 19-24 yrs	0	0	1
▪ 25-49 yrs	0	0	3
▪ 50-64 yrs	0	0	1
▪ 65+ yrs	0	0	0

Sussex	0	0	15
<u>Age Range</u>			
▪ 0-4 yrs	0	0	2
▪ 5-18 yrs	0	0	1
▪ 19-24 yrs	0	0	0
▪ 25-49 yrs	0	0	5
▪ 50-64 yrs	0	0	5
▪ 65+ yrs	0	0	2
Total in Delaware	Week 18	Week 19	Cumulative as of week40
<u>Age Range</u>			
▪ 0-4 yrs	0	0	7
▪ 5-18 yrs	0	0	9
▪ 19-24 yrs	0	0	7
▪ 25-49 yrs	0	0	28
▪ 50-64 yrs	0	0	21
▪ 65+ yrs	0	0	5
Deaths	0	0	7

Annual Seasonal Flu Case Totals	
2004	995
2005	541
2006	508
2007	1401
2008	738
2009	1,559

* Based on patients with positive nucleic acid and viral culture test results reported to the Division of Public Health.

† Reports are by date of specimen collection, not the date the results are obtained. As a result, prior weeks may be adjusted to reflect additional cases.

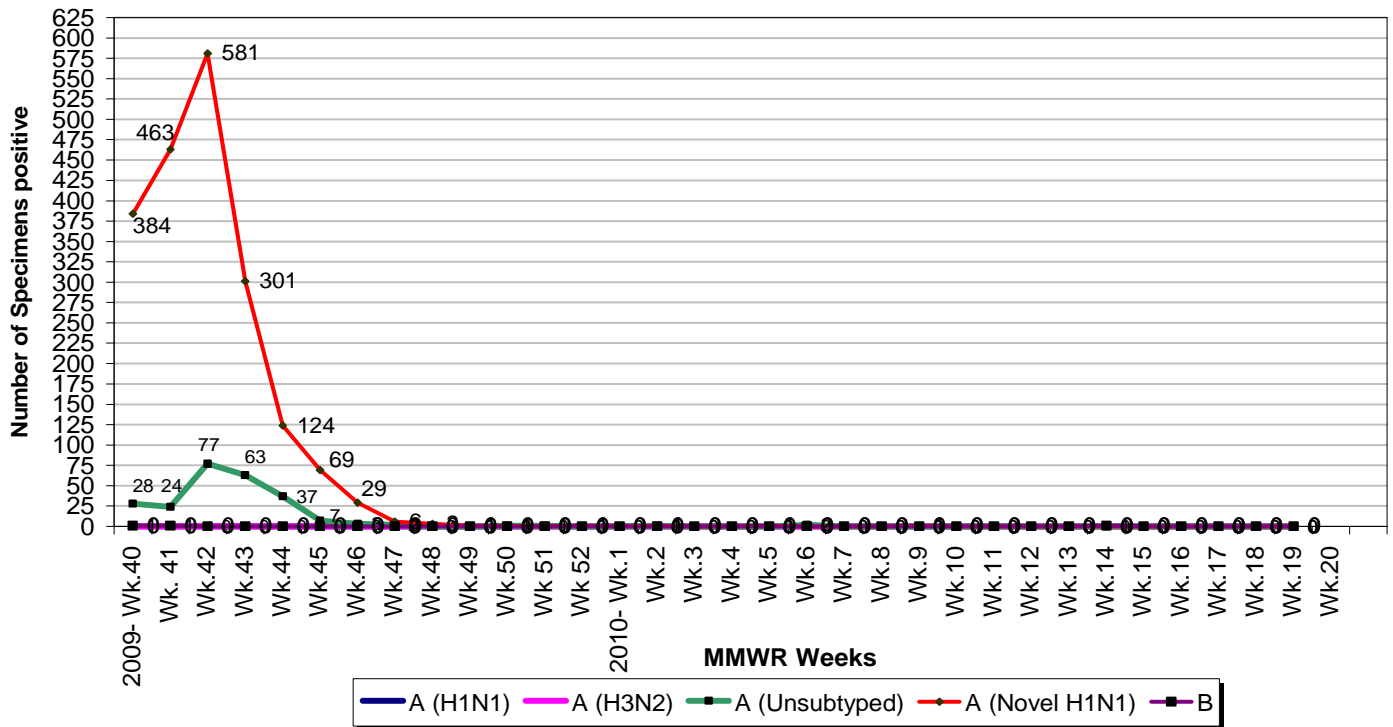
§§ Confirmed Influenza cases from all reporting source (including State Lab)

NOTE: The data provided may not be a true reflection of the total number of people who have been infected with influenza virus (including H1N1) in Delaware primarily due to that fact that:

- Many people ill with influenza-like symptoms do not seek medical care
- Many who do seek medical care are not tested for influenza

Influenza Viruses Tested and Confirmed Delaware 2009-2010

Specimens Positive for Influenza Virus-Delaware 2009-2010



**** All data is preliminary and is subject to change as more reports are received.**

Level of Activity:

NO ACTIVITY

No laboratory confirmed cases of influenza and no reported increase in the number of influenza-like illness (ILI).

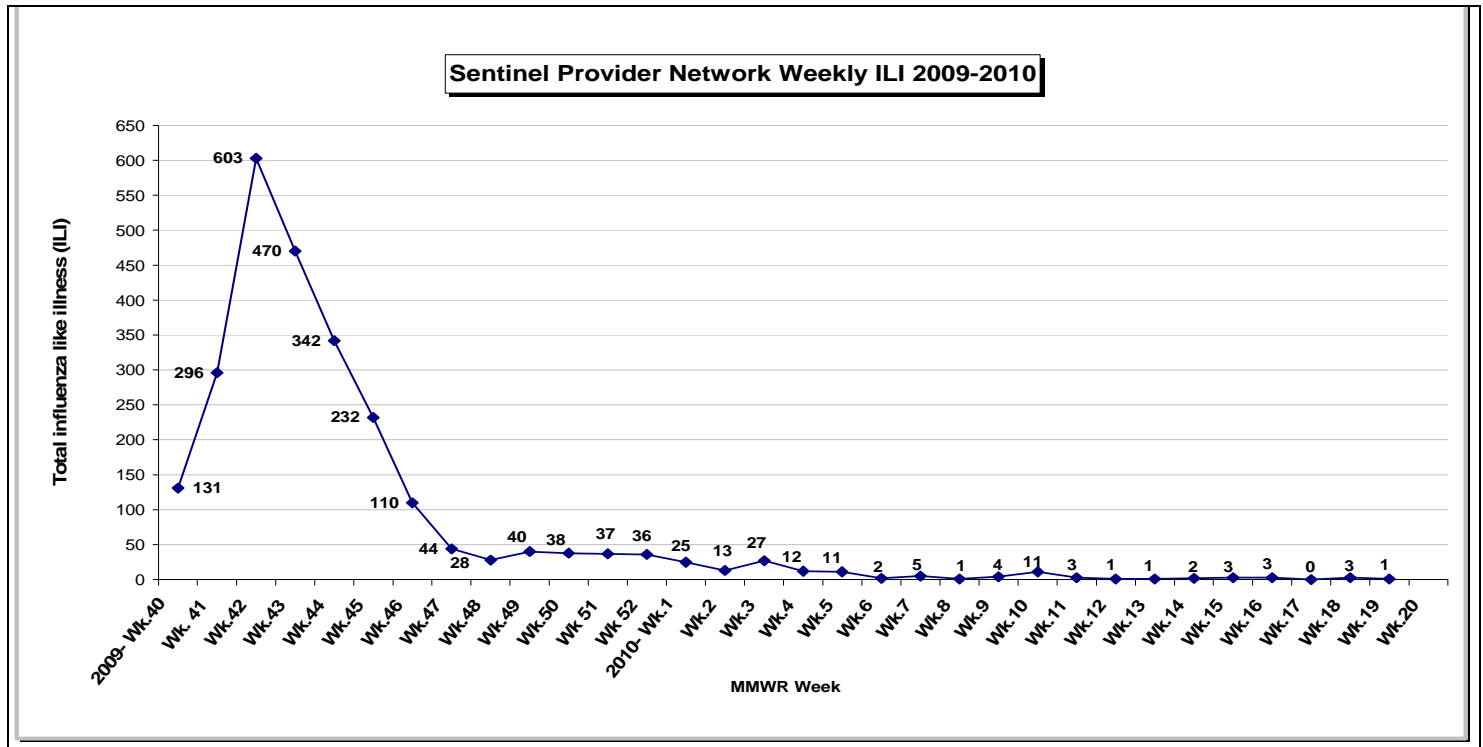
Influenza-like illness (ILI) is defined as patients presenting with fever over 100° F, cough and/or sore throat in the absence of a known cause other than influenza.

- **No Activity:** No laboratory confirmed cases of influenza and no reported increase in the number of ILI.
- **Sporadic:** Small numbers or isolated cases of laboratory confirmed influenza cases or a single laboratory confirmed influenza outbreak has been reported, but there is no increase in ILI.
- **Local:** Outbreaks of influenza or increases in ILI and recent laboratory confirmed influenza cases in a single region of the state.
- **Regional:** Outbreaks of influenza or increases in ILI and recent laboratory confirmed influenza in at least 2 but less than half the regions of the state. (This level of activity does not apply for small states with 4 or fewer regions.)
- **Widespread:** Outbreaks of influenza or increases in ILI and recent laboratory confirmed influenza cases in at least half the regions of the state.

Sentinel Provider Surveillance Network:

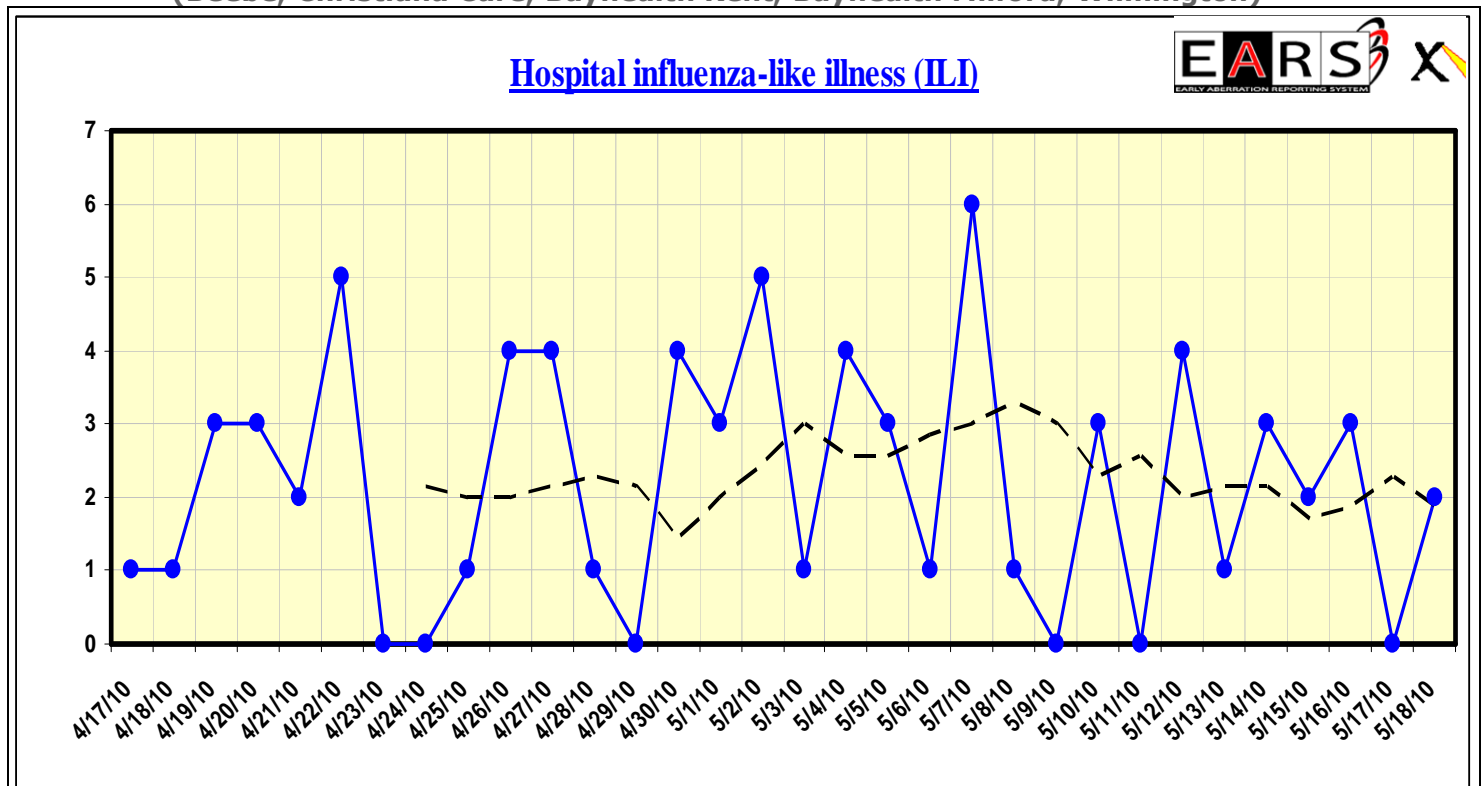
An influenza sentinel provider conducts surveillance for influenza-like illness (ILI) in collaboration with the state health department and the Centers for Disease Control and Prevention. Data reported by sentinel providers, in combination with other influenza surveillance data, provide a national and statewide picture of influenza virus and ILI activity in the U.S.

Influenza-like illness reported from Sentinel Providers-Delaware 2009-2010
5 of 20 Sentinels reporting

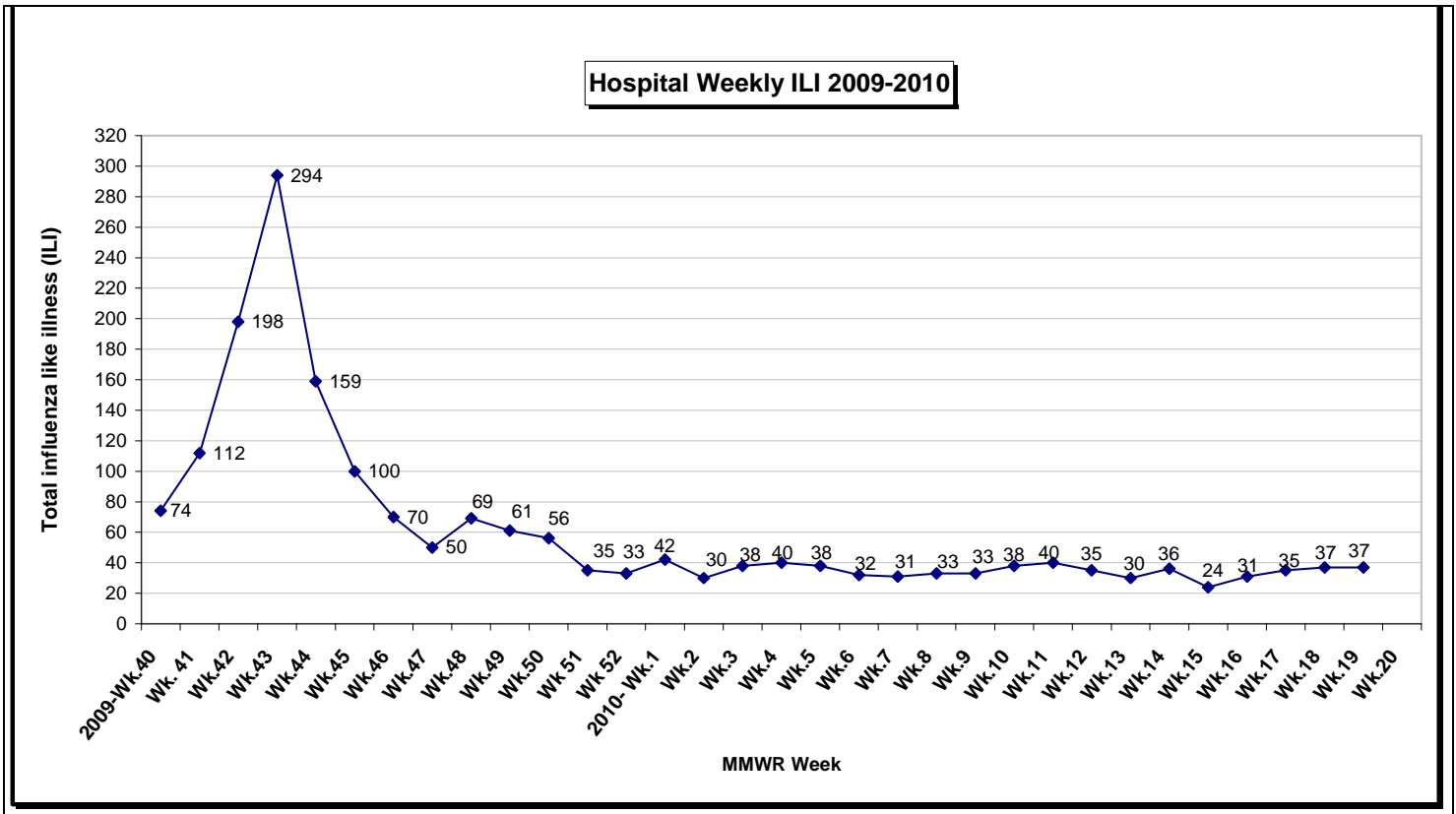


Hospital Electronic Surveillance Data-Delaware 2009-2010
5 of 5 Hospitals

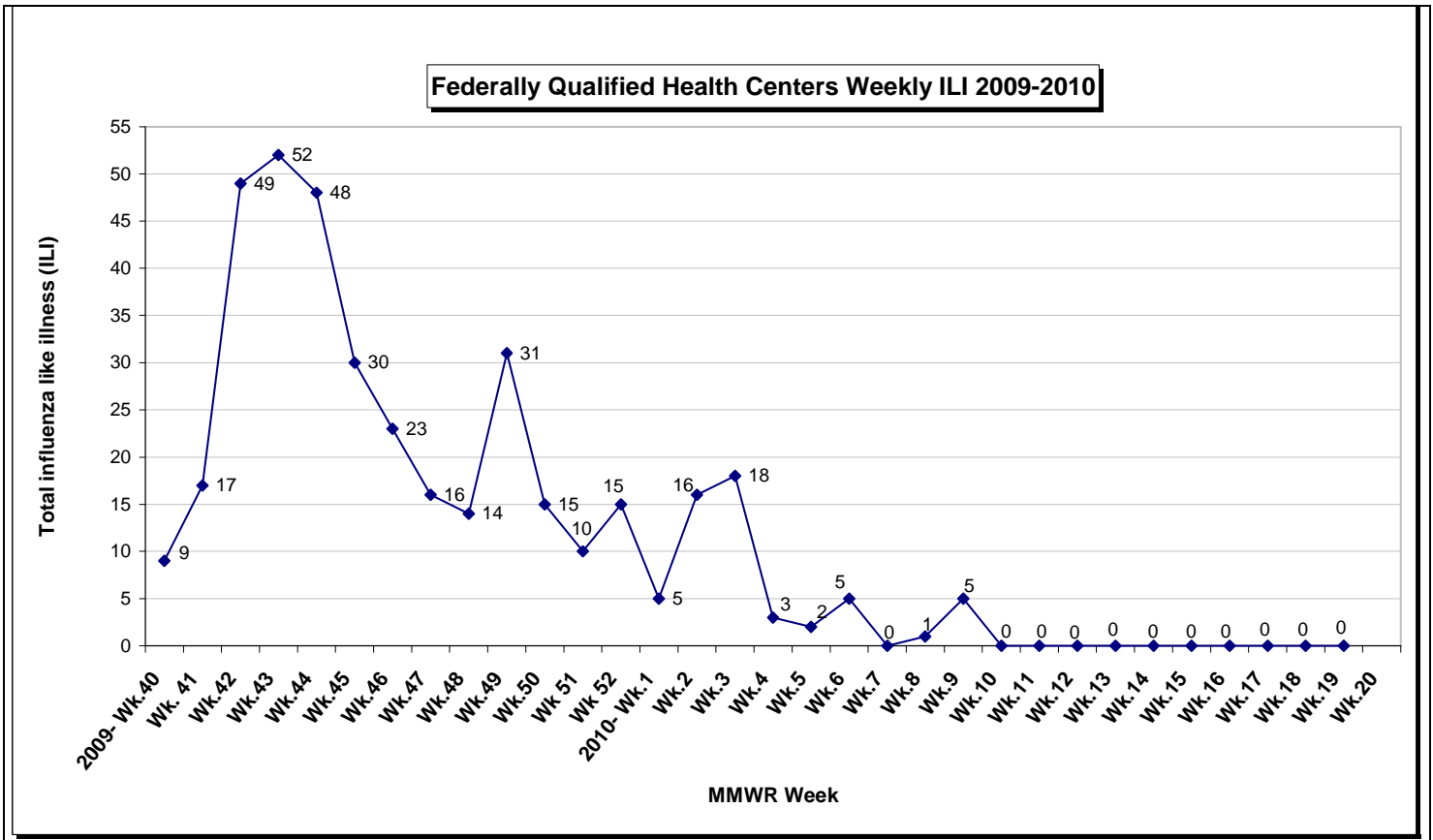
(Beebe, Christiana Care, Bayhealth Kent, Bayhealth Milford, Wilmington)



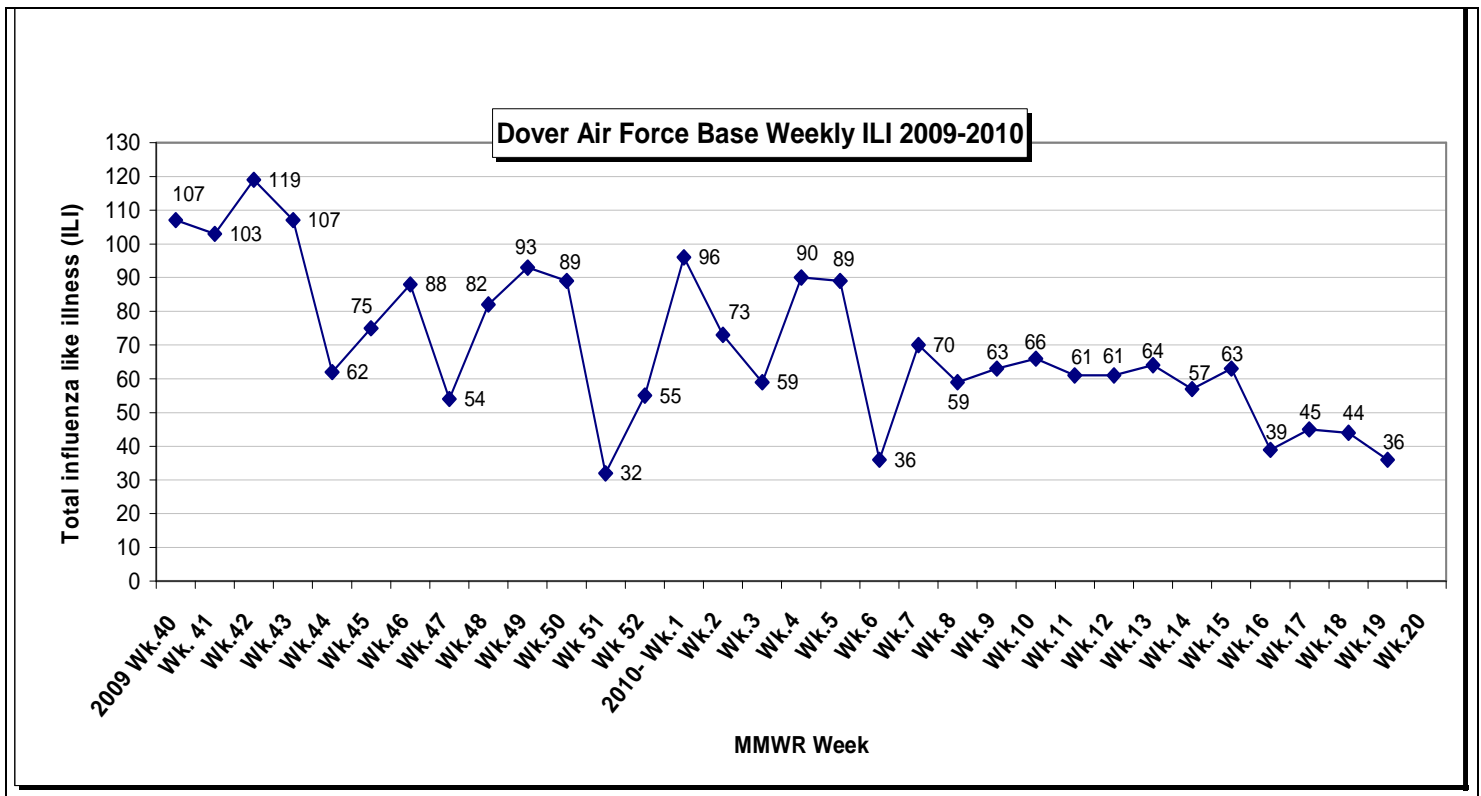
Hospital Paper Surveillance Data-Delaware 2009-2010
3 of 3 hospitals reporting
(A.I. DuPont, Nanticoke, St. Francis)



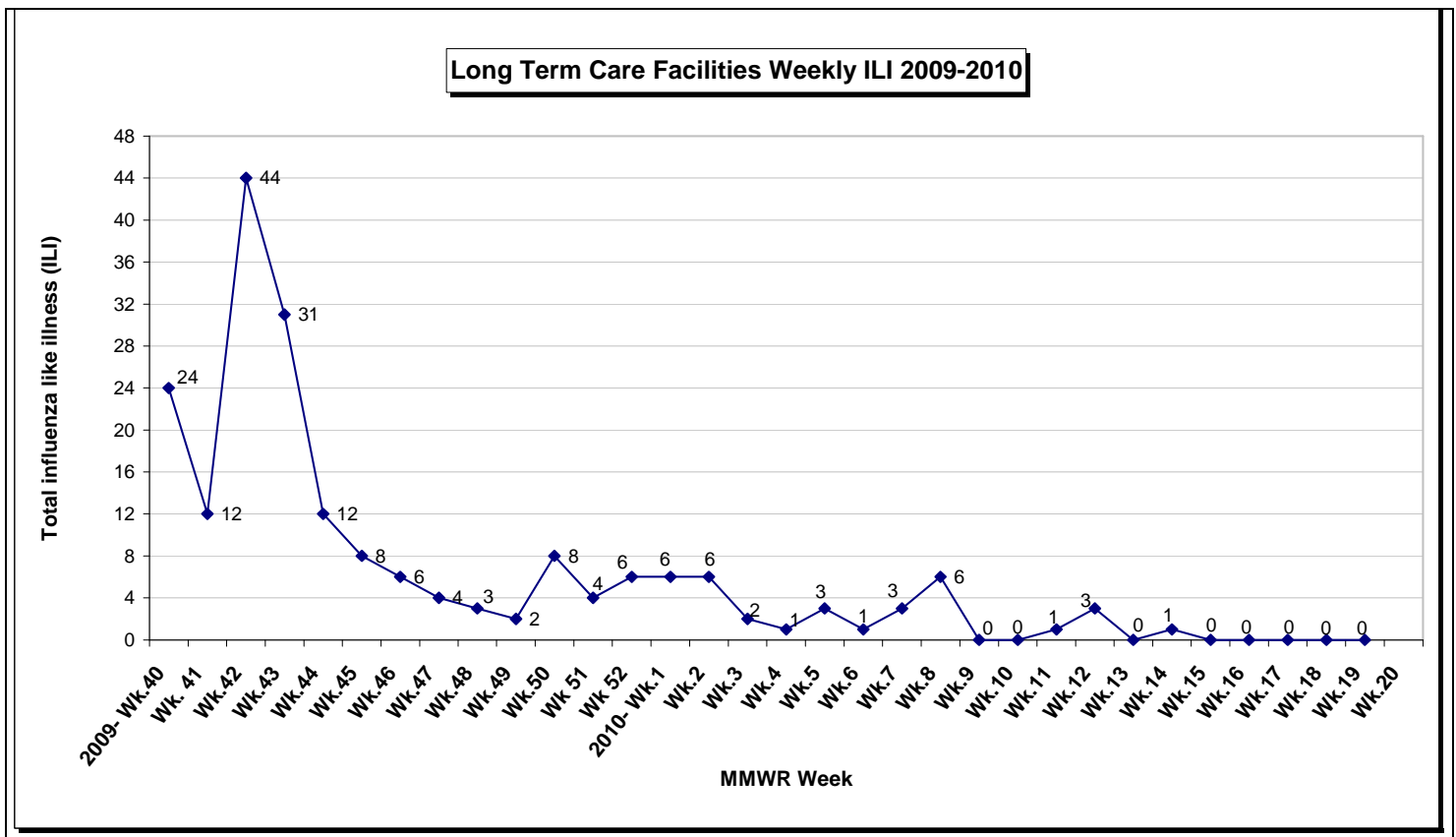
Influenza-like illness reported from Federally Qualified Health Centers (FQHC)-Delaware
2009-2010
2 of 2 reporting
(Henrietta Johnson Medical Center, LaRed Health Center)



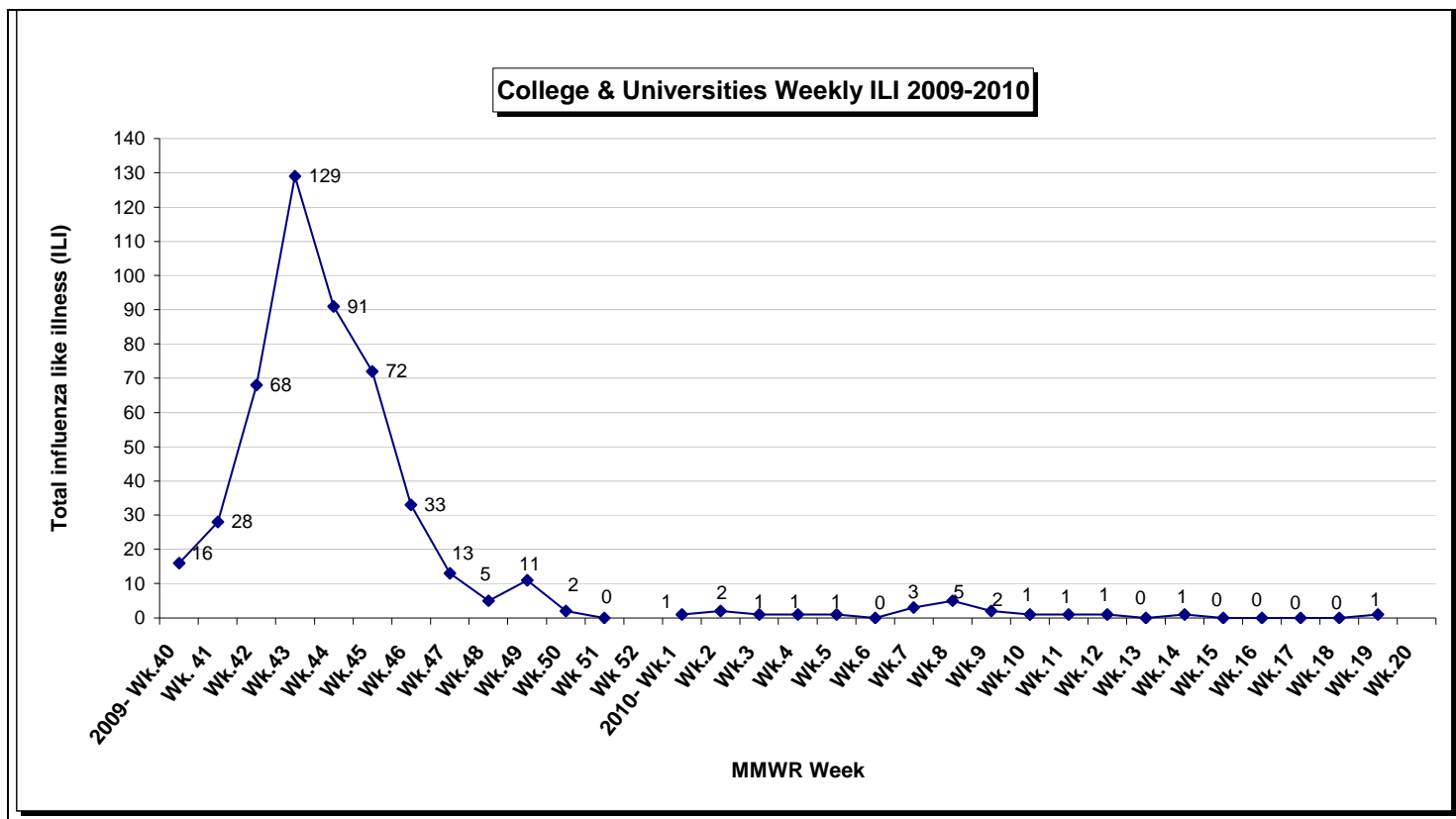
**Influenza-like illness reported from Dover Air Force Base (DAFB)-Delaware 2009-2010
Active Duty & Dependents**



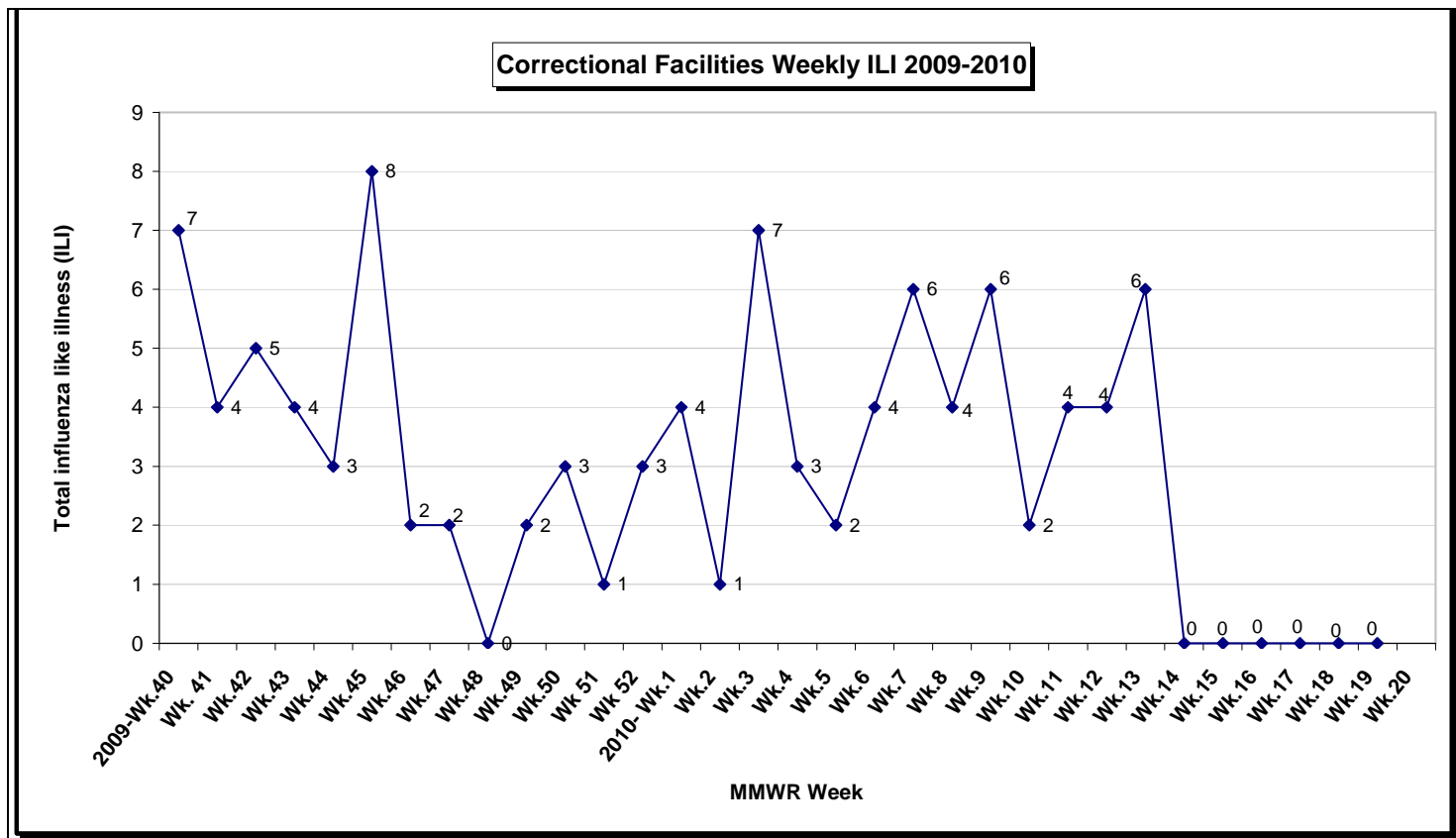
**Influenza-like illness reported from Long-Term Care Facilities (LTC)-Delaware 2009-2010
13 of 28 facilities reporting**



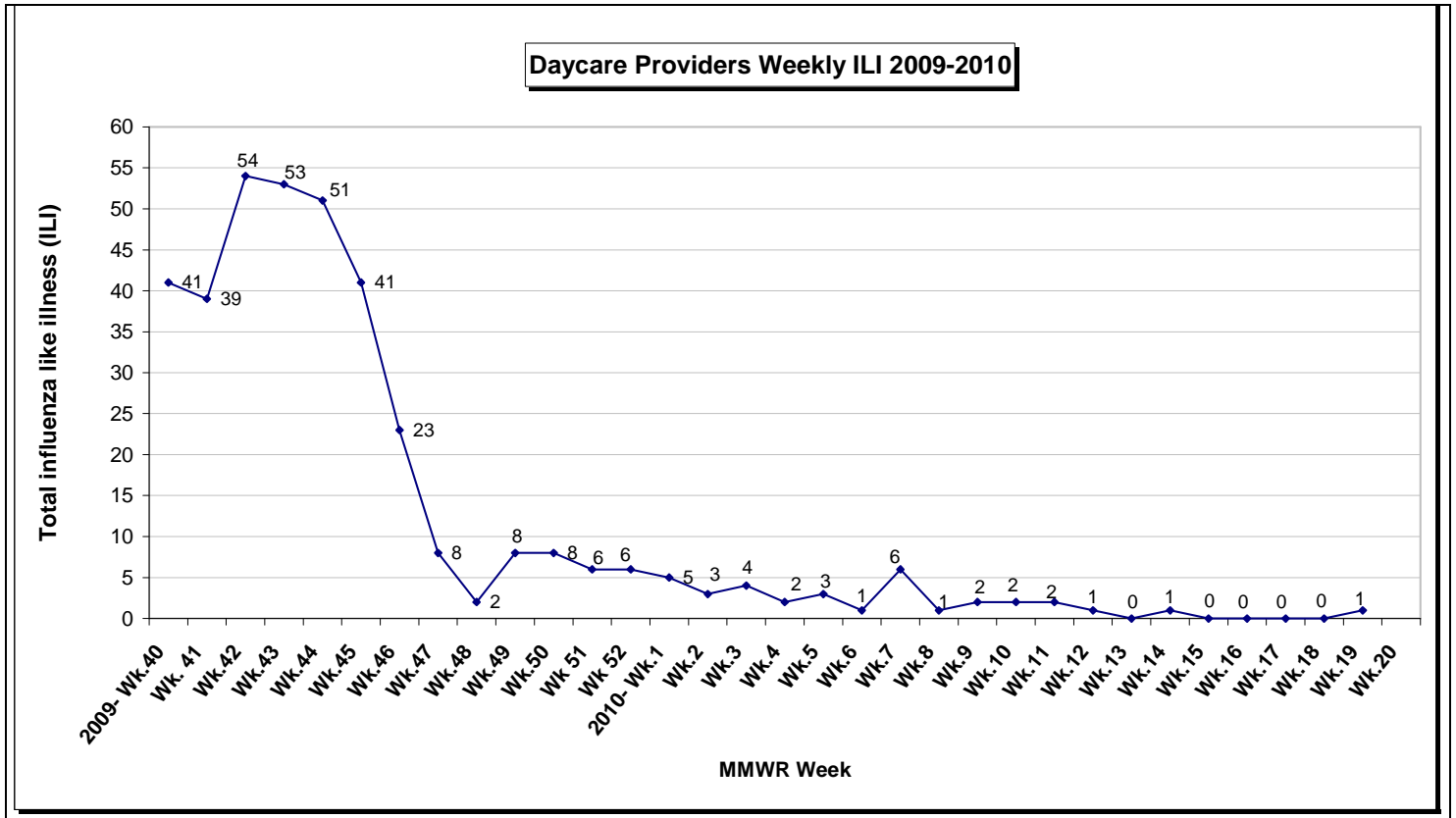
Influenza-like illness reported from Colleges/Universities-Delaware 2009-2010
2 of 3 reporting
(Delaware State, University of DE)



Influenza-like illness reported from DE Correctional Facilities-Delaware 2009-2010
2 of 4 facilities reporting
(Baylor, Howard Young, James T Vaughn, Sussex Correctional)



Influenza-like illness reported from Daycare Providers-Delaware 2009-2010
8 of 12 providers reporting



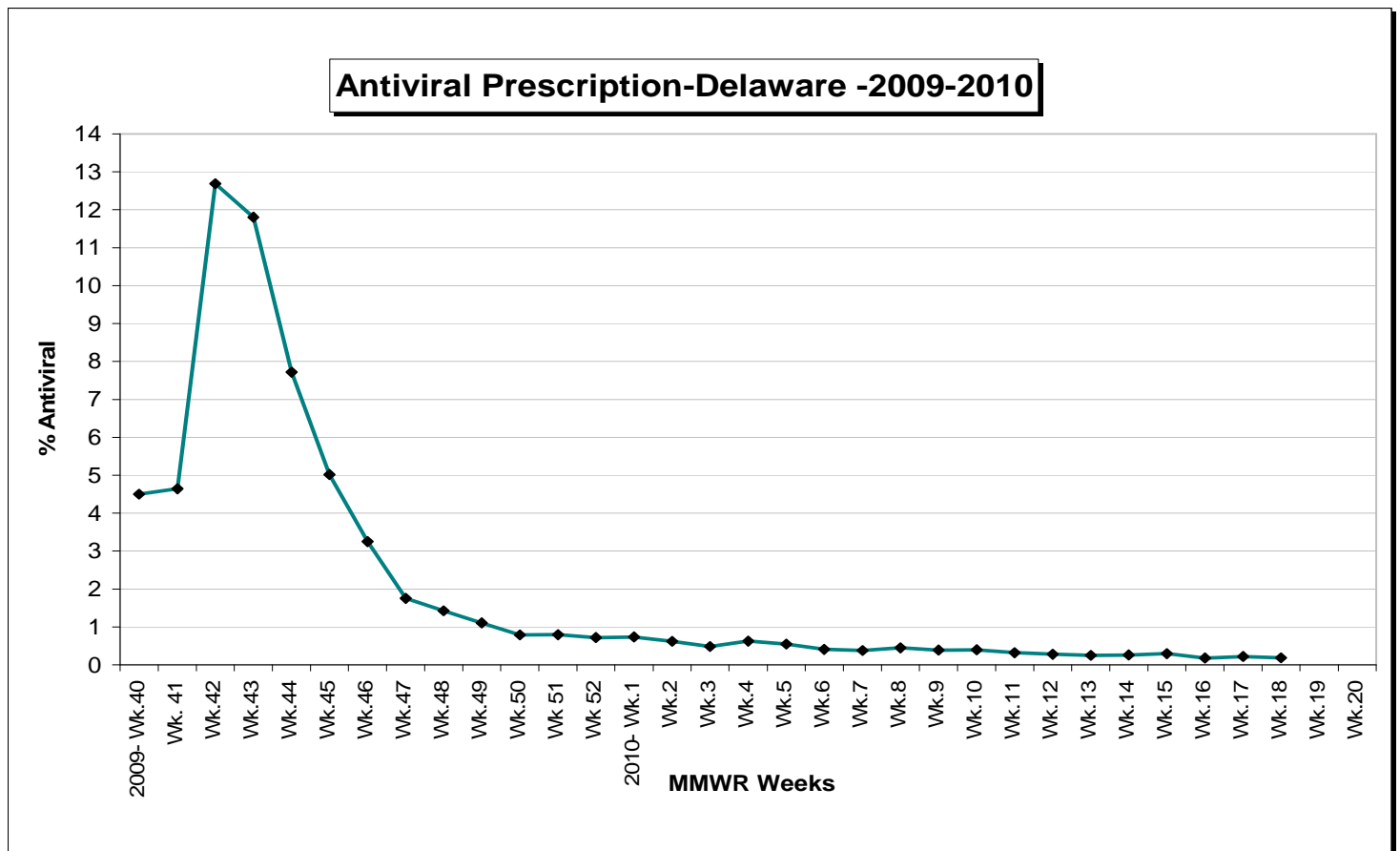
Antiviral & Over-the-Counter (OTC) Medications-Delaware:

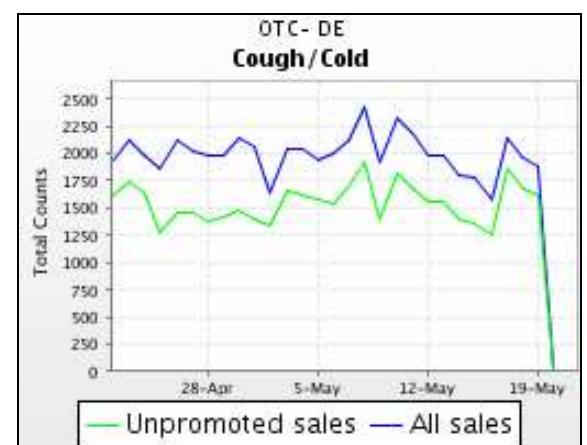
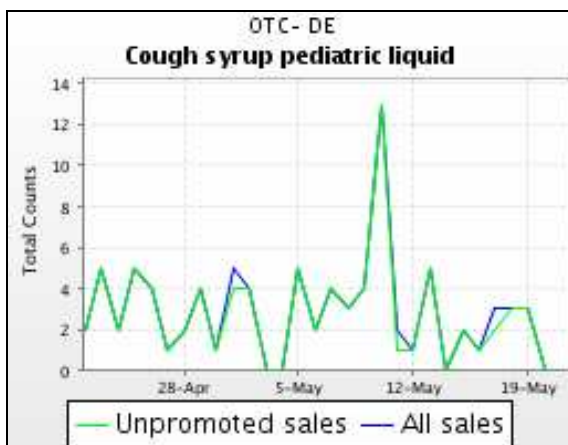
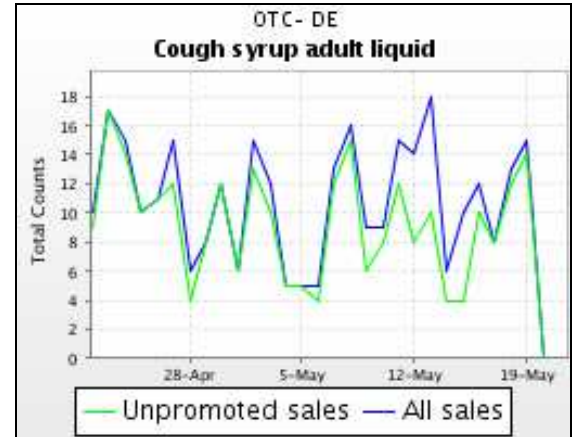
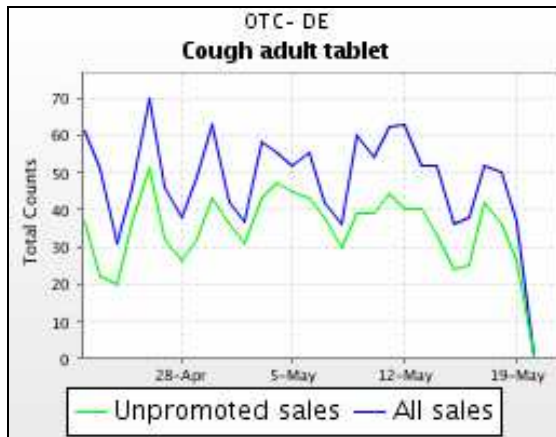
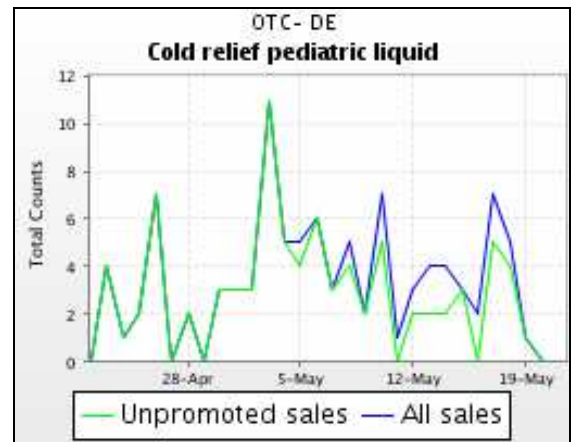
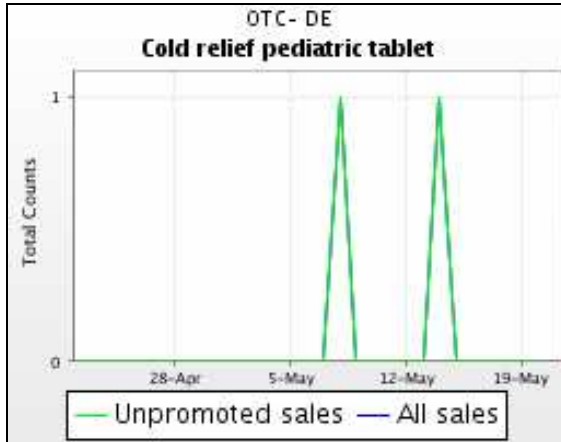
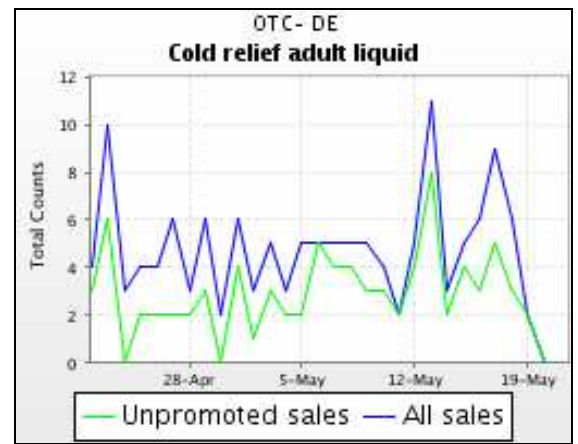
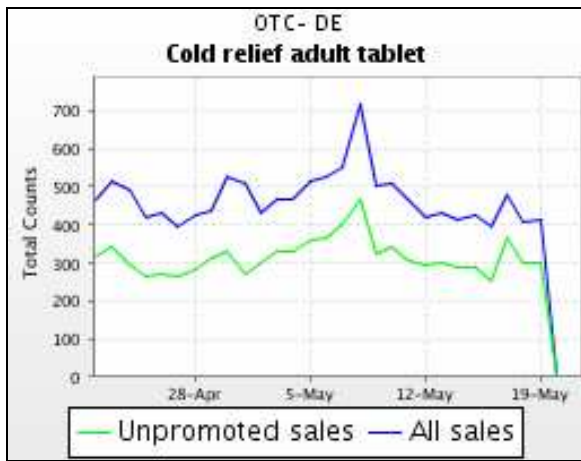
Season					
2009-2010					
Week No	End Week Date	Number of Facilities reporting	Antiviral Rx	Total Rx	% Antiviral
40	10/10/2009	123	762	16,925	4.502
41	10/17/2009	123	1,183	17,793	6.649
42	10/24/2009	123	2,652	20,883	12.699
43	10/31/2009	123	2,352	19,910	11.813
44	11/7/2009	122	1,380	17,879	7.719
45	11/14/2009	120	830	16,544	5.017
46	11/21/2009	120	520	15,981	3.254
47	11/28/2009	120	221	12,667	1.745
48	12/05/2009	120	241	16,933	1.423
49	12/12/2009	120	186	16,848	1.104
50	12/19/2009	120	136	17,281	0.787
51	12/26/2009	120	110	13,843	0.795
52	01/02/2010	119	107	14,883	0.719

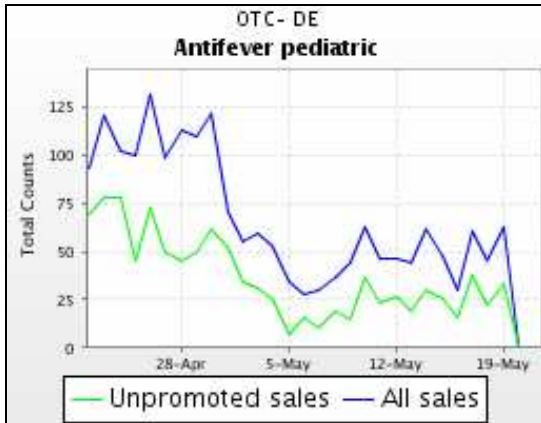
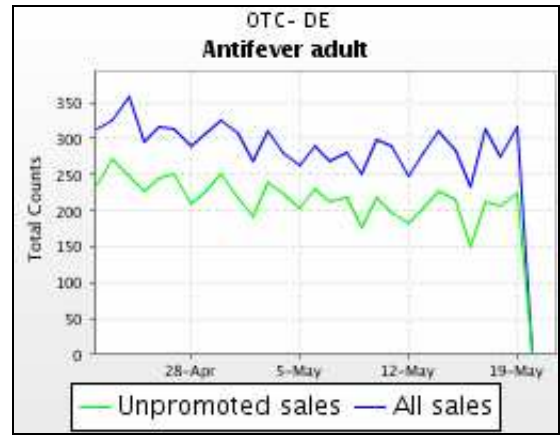
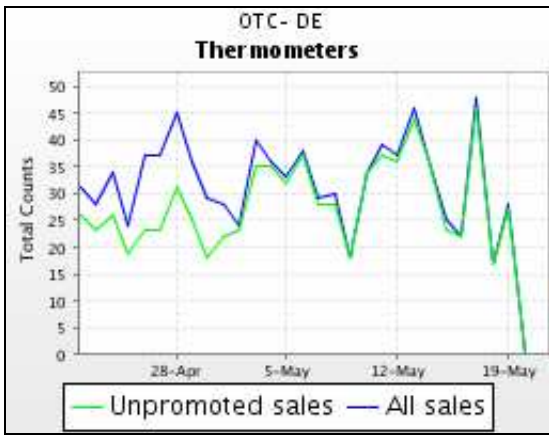
Season					
2009-2010					
Week No	End Week Date	Number of Facilities reporting	Antiviral Rx	Total Rx	% Antiviral
01	01/09/2010	120	132	18,027	0.732
02	01/16/2010	120	97	15,762	0.615
03	01/23/2010	120	73	15,099	0.483
04	01/30/2010	120	95	15,208	0.625
05	02/06/2010	120	82	15,046	0.545
06	02/13/2010	120	45	11,111	0.405
07	02/20/2010	119	53	14,144	0.375
08	02/27/2010	120	61	13,750	0.444
09	03/06/2010	120	58	14,868	0.390
10	03/13/2010	120	61	15,395	0.396
11	03/20/2010	120	49	15,484	0.316
12	03/27/2010	120	44	15,932	0.276
13	04/03/2010	120	36	14,572	0.247
14	04/10/2010	120	35	13,498	0.259
15	04/17/2010	121	41	14,105	0.291
16	04/24/2010	121	24	13,761	0.174
17	05/01/2010	121	31	14,205	0.218
18	05/08/2010	121	25	13,674	0.183

Data Source: CDC BioSense Program: Influenza Module

NOTE: Information displayed reflects previous week's data.







Data Source: National Retail Data Monitor (NRDM)

***NOTE:** Data is preliminary and is subject to change as the number of reporting facilities varies from week to week.

The Division of Public Health is committed to serving you better. If you have not found the answers to your questions, please visit flu.delaware.gov or call (302) 744- 4704.