



## Delaware Weekly Influenza Report

MMWR Week 40 (September 29- October 5, 2019)

### Delaware Division of Public Health

#### **National Influenza Synopsis 2019-2020:**

National data are updated Friday of each week. Please visit <http://www.cdc.gov/flu/weekly/> for the most current information. Geographic spread of influenza during MMWR Week 40 (September 29- October 5, 2019) was reported as follows:

- Local Influenza Activity in four states (Alabama, Kentucky, Louisiana, and Nevada)
- Sporadic Influenza Activity was reported in District of Columbia, Puerto Rico, the U.S. Virgin Islands and 40 states (Alaska, Arizona, Arkansas, California, Colorado, Connecticut, Delaware, Florida, Georgia, Hawaii, Idaho, Indiana, Iowa, Maine, Maryland, Massachusetts, Michigan, Minnesota, Missouri, Montana, New Jersey, New Mexico, New York, North Carolina, North Dakota, Ohio, Oklahoma, Oregon, Pennsylvania, South Carolina, South Dakota, Tennessee, Texas, Utah, Vermont, Virginia, Washington, West Virginia, Wisconsin and Wyoming).
- No Activity was reported in six states (Illinois, Kansas, Mississippi, Nebraska, New Hampshire and Rhode Island).
- Guam did not report.

#### **Delaware Influenza Surveillance 2019-2020:**

During MMWR Week 40, which marks the official 2019-2020 flu season, there was one laboratory-confirmed cases of influenza reported among Delaware Residents. Reports of influenza-like-illness (ILI) received from participating providers, facilities, and institutions in Delaware show ILI is 0.0% compared to Delaware's 2019-2020 baseline of 1.9%. Nationally, 1.4% of visits to a healthcare provider were for ILI, which is below the 2019-2020 national baseline of 2.4%

**Level of Influenza Activity in Delaware, MMWR Week 40:**

<b>Sporadic</b>	Small numbers of laboratory-confirmed influenza cases or a single laboratory-confirmed influenza outbreak has been reported, but there is no increase in cases of ILI.
Influenza-like illness (ILI) is defined as patients presenting with fever of 100° F or greater, cough and/or sore throat in the absence of a known cause other than influenza.	
CDC Definitions:	
<b>No Activity:</b> No laboratory-confirmed cases of influenza and no reported increase in the number of cases of ILI.	
<b>Sporadic:</b> Small numbers of laboratory-confirmed influenza cases or a single laboratory-confirmed influenza outbreak has been reported, but there is no increase in cases of ILI.	
<b>Local:</b> Outbreaks of influenza or increases in ILI cases and recent laboratory-confirmed influenza in a single region of the state.	
<b>Regional:</b> Outbreaks of influenza or increases in ILI and recent laboratory-confirmed influenza in at least two but less than half the regions of the state with recent laboratory evidence of influenza in those regions. <sup>3</sup>	
<b>Widespread:</b> Outbreaks of influenza or increases in ILI cases and recent laboratory-confirmed influenza in at least half the regions of the state with recent laboratory evidence of influenza in the state.	

<sup>1</sup> 2018-2019 Region 3 (DE, DC, MD, PA, VA and WV) Baseline = 1.9%.

<sup>2</sup> Laboratory-confirmed case = case confirmed by viral culture or PCR.

<sup>3</sup> Region = population under surveillance in a defined geographical subdivision of a state. Regions typically include several counties. Regional does not apply to states with ≤ four counties.

**Summary of Figures for the MMWR Week 40 Report:**

	<u>Page</u>
<b>Table 1A:</b> Comparison of the 2018-2019 MMWR Week 40 and the 2019-2020 MMWR Week 40 Confirmed Influenza Cases Reported Statewide by County and Age Group	3
<b>Table 1B:</b> Comparison of the 2018-2019 MMWR Week 40 and the 2019-2020 MMWR Week 40 Confirmed <sup>1</sup> Influenza Cases Reported Statewide by County and subtype/lineage	4
<b>Figure 1:</b> Confirmed Cases of Influenza by Type and Subtype/Lineage, Delaware 2019-2020 Influenza Season	5
<b>Table 2:</b> Comparison of the 2018-2019 MMWR Week 40 and the 2019-2020 MMWR Week 40 Influenza-related Hospitalizations and Deaths Statewide by County and Age Group	5
<b>Table 3:</b> Annual Number of Influenza Cases Reported by Flu Season, Delaware 2004-05 through 2019-20	6
<b>Figure 2:</b> Percentage of Visits for Influenza-Line Illness Reported by Sentinel Providers <sup>1</sup> participating in the U.S. Outpatient ILI Surveillance Network (ILINet), Delaware 2019-2020	7
<b>Figure 3A:</b> Percentage of Emergency Department (ED) Visits Due to ILI/Influenza by MMWR Week, Delaware 2019-2020	8
<b>Figure 3B:</b> County-Specific Percentage of ED visits Due to ILI/Influenza by MMRW Week, Delaware 2019-2020	9

**Table 1A:** Comparison of the 2018-2019 MMWR Week 40 and the 2019-2020 MMWR Week 40 Confirmed<sup>1</sup> Influenza Cases Reported Statewide by County and Age Group

Hospitalized Flu Cases by Age Group		2018-2019 Influenza Season			2019-2020 Influenza Season		
		Week 40	Total Counts	County Percentage (%)	Week 40	Total Counts	County Percentage (%)
STATEWIDE	0-4 years	0	6	--	0	1	--
	5-24 years	1			1		
	25-49 years	3			0		
	50-64 years	0			0		
	65+ years	2			0		
New Castle County	0-4 years	0	2	33.33	0	1	100
	5-24 years	0			1		
	25-49 years	2			0		
	50-64 years	0			0		
	65+ years	0			0		
Kent County	0-4 years	0	3	50.00	0	0	0
	5-24 years	0			0		
	25-49 years	1			0		
	50-64 years	0			0		
	65+ years	2			0		
Sussex County	0-4 years	0	1	16067	0	0	0
	5-24 years	1			0		
	25-49 years	0			0		
	50-64 years	0			0		
	65+ years	0			0		

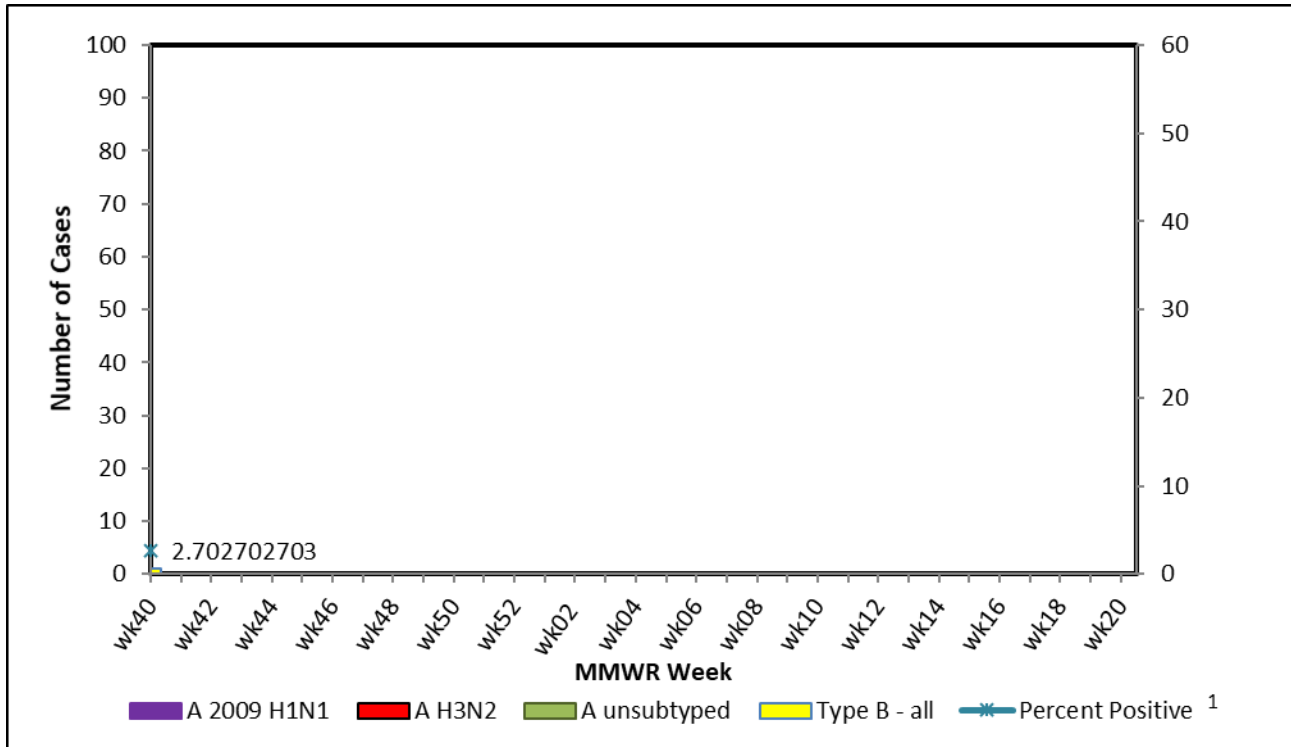
<sup>1</sup>Influenza Cases are confirmed via PCR testing

**Table 1B:** Comparison of the 2018-2019 MMWR Week 40 and the 2019-2020 MMWR Week 40 Confirmed<sup>1</sup> Influenza Cases Reported Statewide by County and subtype/lineage

Confirmed Flu Cases by Subtype / Lineage		2018-2019 Influenza Season		2019-2020 Influenza Season	
		Week 40	Total Counts	Week 40	Total Counts
STATEWIDE	A / 2009 H1N1	1	6	0	1
	A / 2012 H3N2	0		0	
	A / no subtype	5		0	
	Co-infection	0		0	
	B / Yamagata	0		0	
	B / Victoria	0		1	
	B / no lineage	0		0	
New Castle County	A / 2009 H1N1	1	2	0	1
	A / 2012 H3N2	0		0	
	A / no subtype	1		0	
	Co-infection	0		0	
	B / Yamagata	0		0	
	B / Victoria	0		1	
	B / no lineage	0		0	
Kent County	A / 2009 H1N1	0	3	0	0
	A / 2012 H3N2	0		0	
	A / no subtype	3		0	
	Co-infection	0		0	
	B / Yamagata	0		0	
	B / Victoria	0		0	
	B / no lineage	0		0	
Sussex County	A / 2009 H1N1	0	1	0	0
	A / 2012 H3N2	0		0	
	A / no subtype	0		0	
	Co-infection	0		0	
	B / Yamagata	0		0	
	B / Victoria	0		0	

<sup>1</sup>Influenza Cases are confirmed via PCR testing

Confirmed Cases<sup>1</sup> of Influenza by Type and Subtype/Lineage, Delaware 2019-2020 Influenza Season



**Figure 1:** During MMWR week 40 for the 2019-2020 Influenza season there was one confirmed case of Influenza. It was identified as subtype B. The percent positive for sample tested was 2.70%.

<sup>1</sup>Percent Positive represents the amount of specimens that tested positive for influenza out of all samples tested.

**Table 2:** Comparison of the 2018-2019 MMWR Week 40 and the 2019-2020 MMWR Week 40 Influenza-related Hospitalizations and Deaths Statewide by County and Age Group

Hospitalizations and Deaths due to Influenza	2018-2018 Influenza Season		2019-2020 Influenza Season	
	Week 40	Percentage of Confirmed Cases (%)	Week 40	Percentage of Confirmed Cases (%)
Hospitalizations	0	0	0	0
Deaths	0	0	0	0

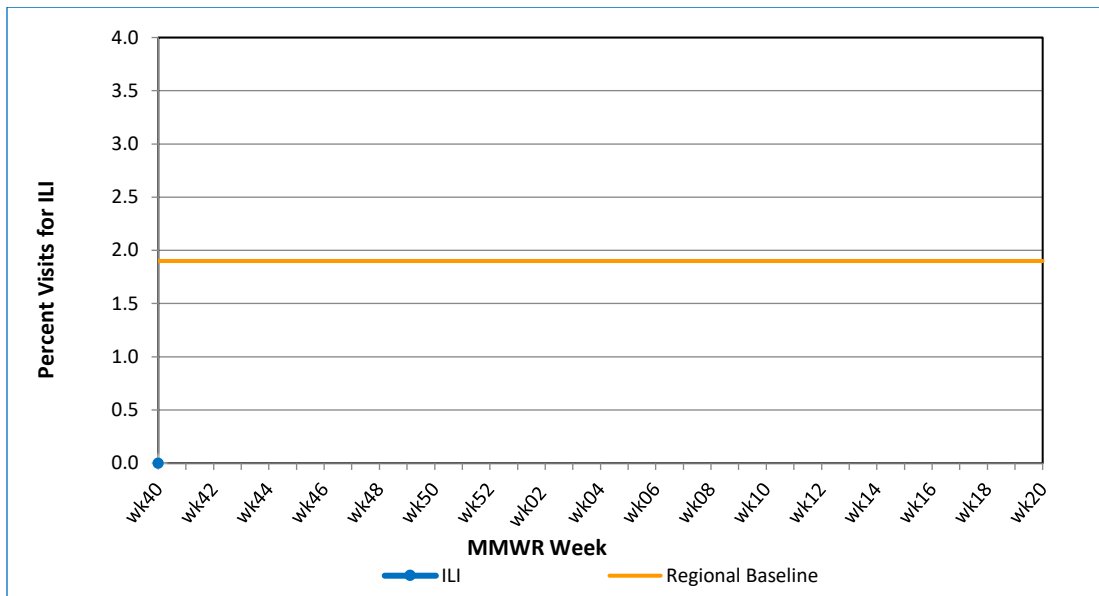
**Table 3:** Annual Number of Influenza Cases Reported by Flu Season, Delaware 2004-05 through 2019-20

Influenza Season	Total Annual Influenza Cases
2004 – 2005	995
2005 – 2006	541
2006 – 2007	508
2007 – 2008	1,401
2008 – 2009	738
2009 – 2010	2,247
2010 – 2011	1,479
2011 – 2012	267
2012 – 2013	1,781
2013 – 2014	1,842
2014 – 2015	2,390
2015 – 2016	1,842
2016 – 2017	4,590
2017 – 2018	9,051
2018 – 2019	6,387
<b>2019 – 2020 (YTD)</b>	<b>1</b>

## U.S. Outpatient Influenza-Like Illness Surveillance Network (ILINet) Sentinel Providers

An ILINet (sentinel) provider conducts surveillance for influenza-like illness (ILI) in collaboration with the Division of Public Health and the Centers for Disease Control and Prevention (CDC). Data reported by ILINet providers, in combination with other influenza surveillance data, provide a national and statewide picture of influenza activity in the U.S.

Percentage of Visits for Influenza-Like Illness Reported by Sentinel Providers<sup>1</sup> participating in the U.S. Outpatient ILI Surveillance Network (ILINet), Delaware 2019-2020

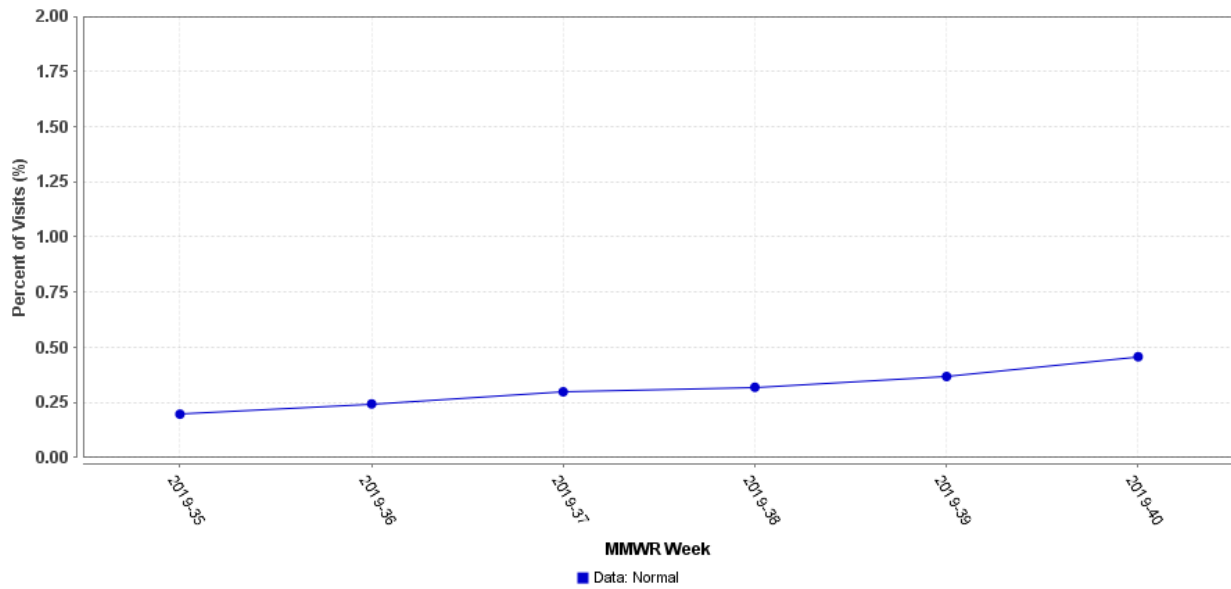


**Figure 2:** Delaware’s regional baseline for healthcare visits relating to ILI symptoms in the 2019-2020 Influenza Season is 1.9%. In MMWR Week 40, the amount of ILI related visits reported by sentinel providers was 0.0%.

<sup>1</sup>Five of twelve sentinel providers reported

<sup>2</sup>The regional baseline is calculated by CDC using non-influenza weeks from the previous three influenza seasons. Delaware is in Region 3 that also includes DC, MD, PA, VA, and WV.

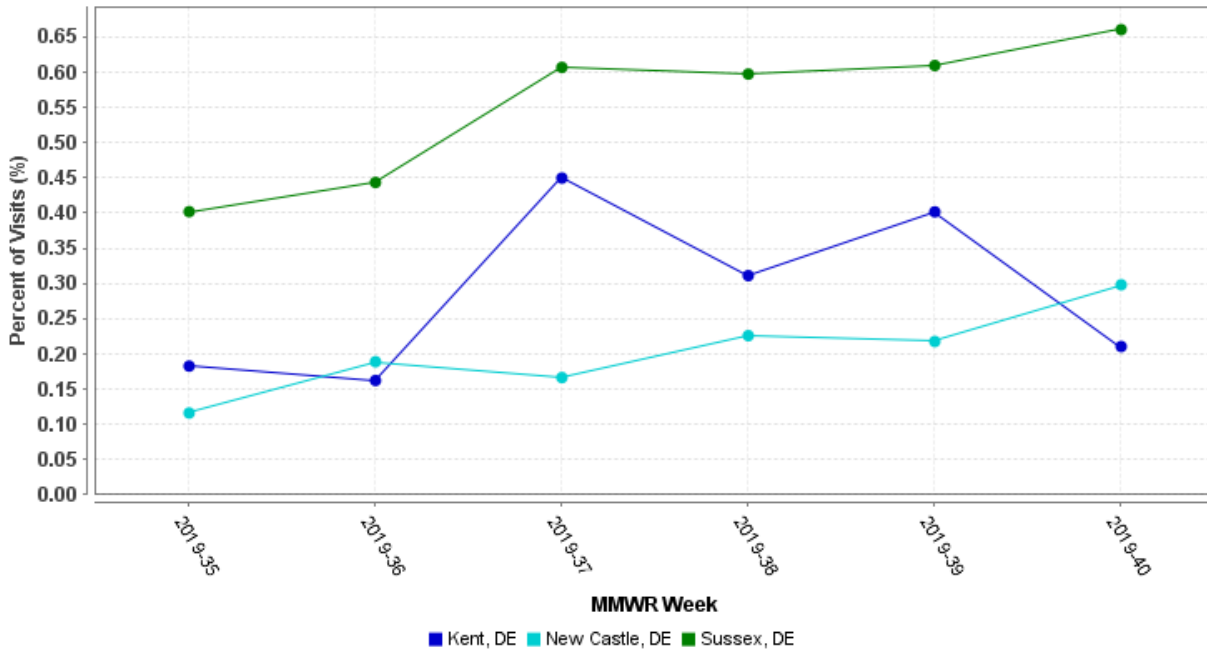
Percentage of Emergency Department (ED) Visits Due to ILI/Influenza by MMWR Week, Delaware 2019-2020



**Figure 3A:** Syndromic data collected from ESSENCE shows that in the weeks preceding the start of the 2019-2020 Influenza season at MMWR Week 40 shows an increase in the percentage of ED visits due to ILI/Flu symptoms.



County-Specific Percentage of ED visits Due to ILI/Influenza by MMRW Week, Delaware  
2019-2020



**Figure 3B:** Syndromic data collected from ESSENCE shows that in the weeks preceding the start of the 2019-2020 Influenza season at MMWR Week 40 showing the percentage of ED visits due to ILI/Flu symptoms stratified by county.

**Summary of International Influenza Activity:**

Worldwide, seasonal influenza A viruses accounted for the majority of detections.

In the temperate zones of the southern hemisphere, influenza activity was low, with the exception of Chile where there was elevated reports of influenza B.

In the Caribbean and tropical South American countries influenza activity was low, with the exception of El Salvador where activity continued to increase.

In tropical Africa, influenza activity was low across reporting countries.

In Southern Asia, influenza activity was low across reporting countries except in Bhutan where influenza activity continued to be reported above alert threshold.

In South East Asia, influenza activity was low in most reporting countries and continued to be reported at moderate level in Malaysia and Myanmar.

In the temperate zone of the northern hemisphere, influenza activity remained at inter-seasonal levels overall.

**Reference:** World Health Organization (WHO), 2017. Influenza Update number 351 (9/30/2019). Retrieved October 11, 2019, from [http://www.who.int/influenza/surveillance\\_monitoring/updates/latest\\_update\\_GIP\\_surveillance/en/](http://www.who.int/influenza/surveillance_monitoring/updates/latest_update_GIP_surveillance/en/) Reports are updated biweekly.

---

**NOTE:** Data provided do not reflect the total number of individuals who have been infected with the influenza virus in Delaware during the reporting period due to the following factors:

- Many people ill with influenza-like symptoms do not seek medical care.
- Many who do seek medical care are not tested for influenza.
- The Delaware Public Health Laboratory is limited by capacity to processing a maximum of three specimens per day from each reporting entity.

The Delaware Division of Public Health (DPH) is committed to serving you better by providing the most accurate, up-to-date influenza data available.

- For general information on influenza, visit [flu.delaware.gov](http://flu.delaware.gov) or <http://dhss.delaware.gov/dhss/dph/dpc/immunize-flu.html>.
- For specific information on DPH flu clinics, visit <http://dhss.delaware.gov/dhss/dph/fluclinics.html>.
- For questions on Delaware's weekly flu report, call the DPH Office of Infectious Disease Epidemiology: 302-744-4990.
- For questions regarding influenza vaccination, please call 302-744-1060.