

# DELAWARE VITAL STATISTICS ANNUAL REPORT LIVE BIRTHS, 2019



*Suggested Citation:*

Delaware Health Statistics Center. *Delaware Vital Statistics Annual Report, 2019*.  
Delaware Department of Health and Social Services, Division of Public Health, 2021.

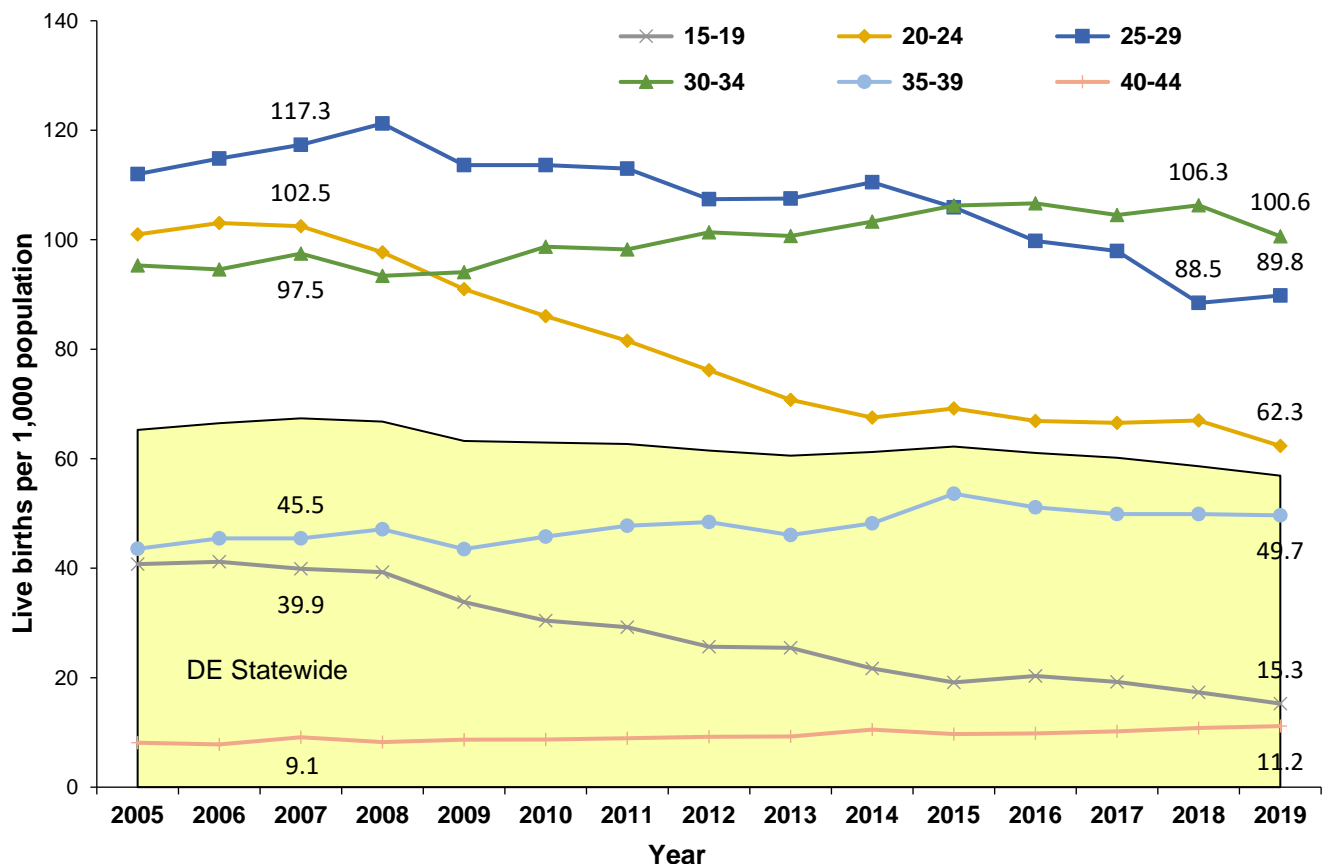
## LIVE BIRTHS

In 2019, there were 10,930 births in Delaware; 10,002 were to Delaware residents and 928 were to non-residents. Additionally, 326 births to Delaware residents occurred out of state, for a total of 10,328 Delaware resident births, 265 fewer Delaware resident births than in 2018.

The recent national declines in general fertility and live birth rates were also apparent in Delaware statistics. From 2007 to 2019, the general fertility rate (number of births per 1,000 women aged 15-44 years) declined from a high of 67.4 to 56.9 births per 1,000 women aged 15-44. The birth rate of teens (15-19) exhibited the largest decline at 62 percent followed by women aged 20-24 that had a 39 percent decrease. During this time period women in the 35-39 aged group had the largest increase from 45.5 to 49.7 births per 1,000 women. Since 2007 the number of births to women aged 40-44 has not significantly changed.

In 2019, the general fertility rate for women aged 30-34 decreased five percent from the previous year, while women in the 25-29 aged group's general fertility rate increased one percent.

**Figure 8. Annual Fertility and Age-Specific Live Birth Rates, Delaware, 2005-2019**



Source: Delaware Department of Health and Social Services, Division of Public Health, Delaware Health Statistics Center

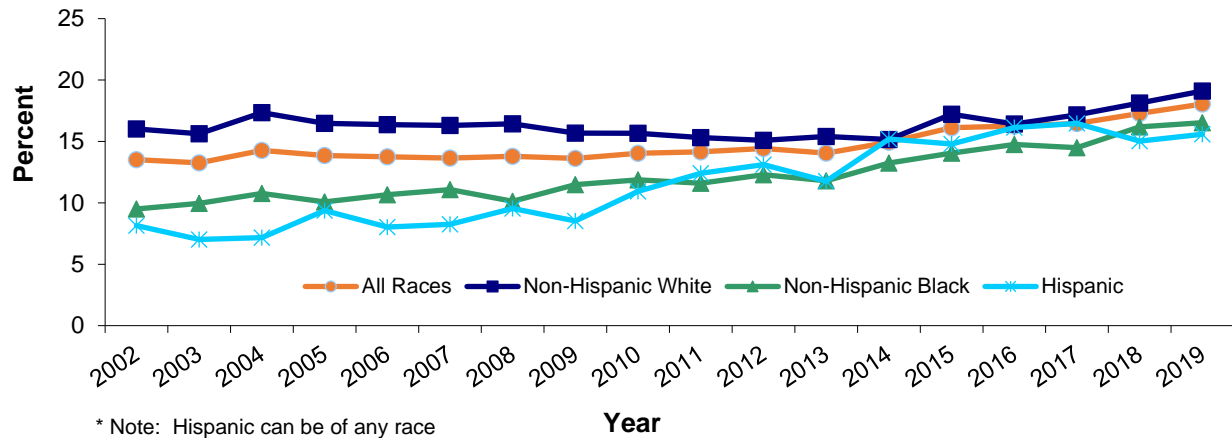
Teen births rates in both 15-17 and 18-19 age groups decreased from 2015 to 2019. Birth rates among teens aged 15-17 decreased 20 percent from 8.4 live births per 1,000 population in 2015 to 6.7 live births per 1,000 population in 2019. Birth rates among teens 18-19 fell 22 percent for the same time period.

In the 2015-2019 time period, Sussex County had the highest birth rate for teens in both age groups, followed by Kent County. To view long-term birth rate trends by more detailed age and race categories, see Tables C-5 through C-8 in the Live Births section of the annual report.

## LIVE BIRTHS

Between 2002 and 2005, the percentage of births to women aged 35 or older exhibited a clear upward trend. The percentage remained relatively unchanged until 2014 when it reached 14.9. Since then, it increased to 18 percent in 2019, a 33.3 percent increase from 2002. Hispanic mothers aged 35 and older had the greatest percentage increase in births from 8.1 in 2002 to 15.6 in 2019.

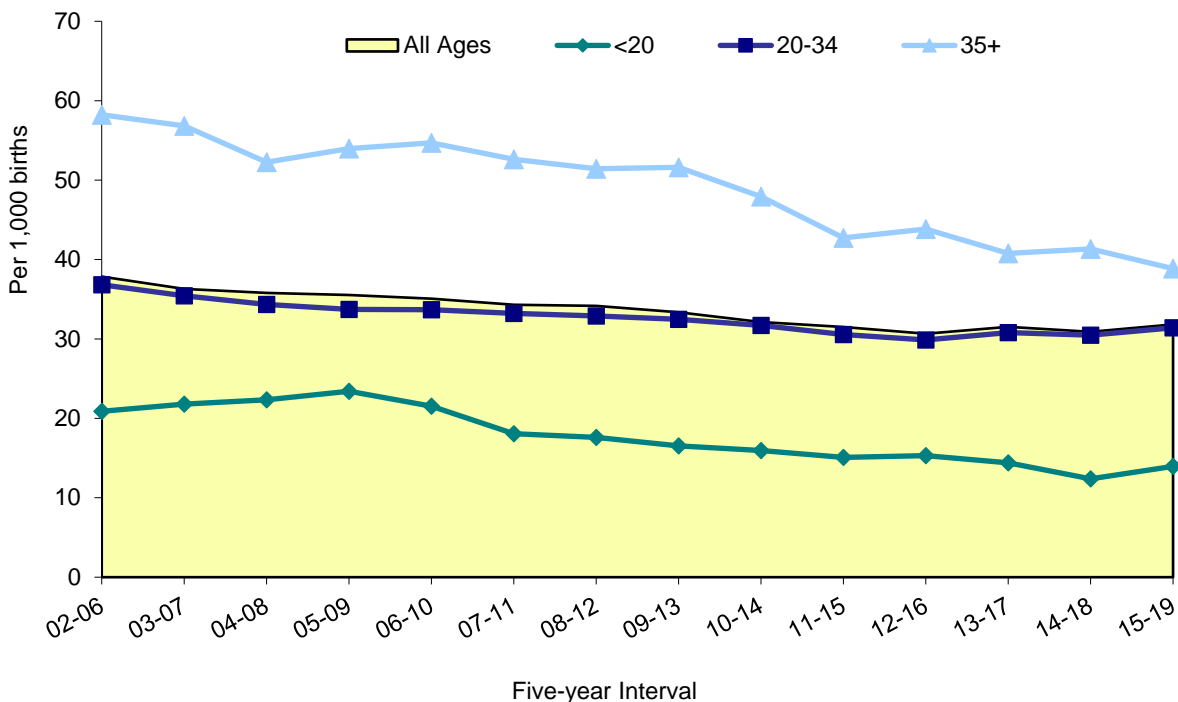
**Figure 9. Annual Percentage of Live Births to Women 35 or Older by Race and Hispanic Origin,\* Delaware, 2002-2019**



Source: Delaware Department of Health and Social Services, Division of Public Health, Delaware Health Statistics Center

For mothers of all ages, the rate of plural births decreased 16 percent between 2002-2006 and 2015-2019. In 2015-2019, older mothers (35+) had the highest plural birth rates, at 39 multiples per 1,000 births, almost three times that of mothers under 20, and 24 percent higher than mothers 20-34.

**Figure 10. Five-year Average Plural Birth Rate by Age of Mother, Delaware, 2002-2019**



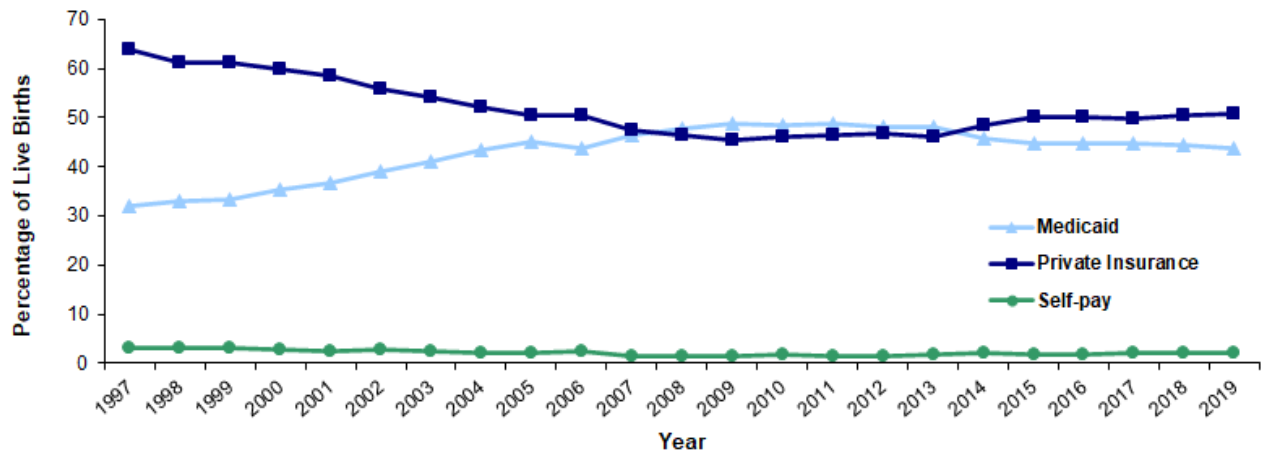
Source: Delaware Department of Health and Social Services, Division of Public Health, Delaware Health Statistics Center

## LIVE BIRTHS

In 2019, private insurance or Medicaid were listed as the primary source of payment in 95 percent of all live births; the remaining 5 percent were split between other government coverage and self-pay. See table C-35 in the annual report.

- In 2019, in all race categories, majority of women over thirty (62 percent) had private insurance as their primary source of payment.
- Medicaid was still the primary source of payment for the majority of mothers under 20, covering 74.9 percent of non-Hispanic black mothers, and 62.5 percent of non-Hispanic white mothers in that age group.

**Figure 11. Percentage of Births by Source of Payment for Delivery, Delaware, 1997-2019**

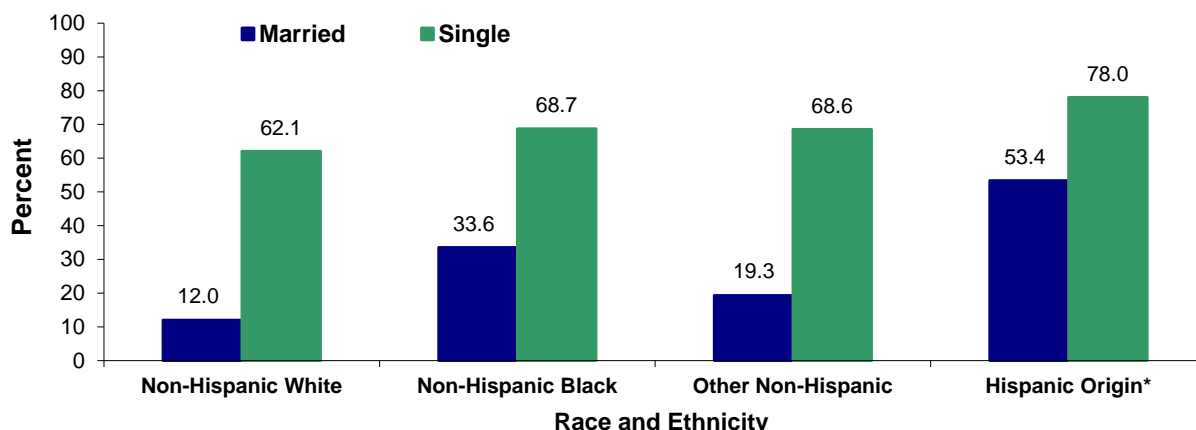


Source: Delaware Department of Health and Social Services, Division of Public Health, Delaware Health Statistics Center

As in previous years, the primary source of payment for delivery in 2019 varies tremendously based on marital status:

- The percentage of single non-Hispanic white women who used Medicaid as their primary source of payment (62.1 percent) was around five times that of non-Hispanic white married women (12.0 percent).
- The percentage of single non-Hispanic black women who used Medicaid as their primary source of payment (68.7 percent) was more than two times that of non-Hispanic black married women (33.6 percent).
- The percentage of single women of other non-Hispanic races who used Medicaid as their primary source of payment (68.6 percent) was more than three times higher than among married women of other non-Hispanic races (19.3 percent).
- The percentage of single Hispanic women who used Medicaid as their primary source of payment (78.0 percent) was 1.5 times higher than Hispanic married women (53.4 percent).

**Figure 12. Percentage of Births by Race, Hispanic Origin, Marital Status, and Medicaid as Primary Source of Payment, Delaware, 2019**



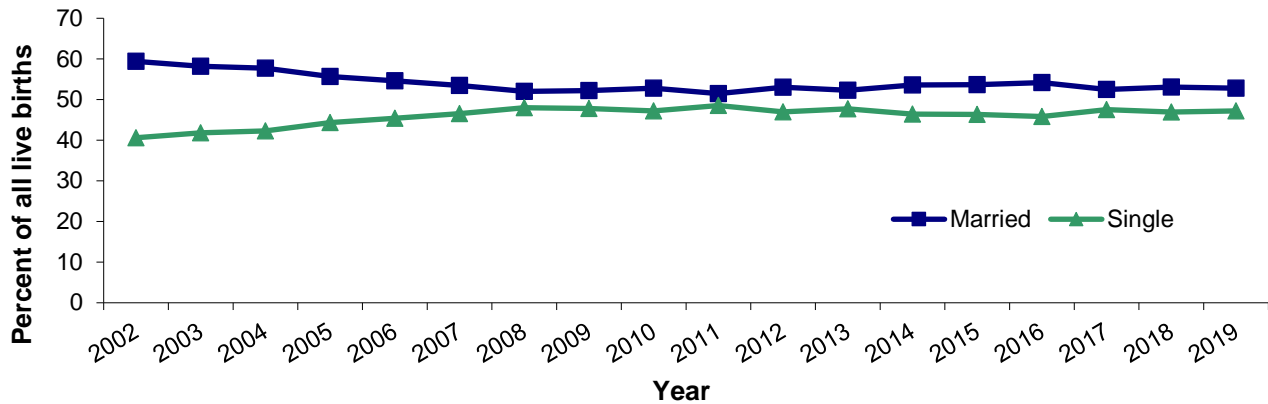
\* Note: Hispanic can be of any race

Source: Delaware Department of Health and Social Services, Division of Public Health, Delaware Health Statistics Center

## LIVE BIRTHS

After increasing steadily from 2002 to 2008, the percentage of births to unmarried women stabilized with a 1.6 percent decrease from 2008 to 2019. Births to married women decreased steadily from 2002 to 2008 but stabilized ending with a 1.5 percent increase from 2008 to 2019. In 2019, 47.2 percent of all births were to unmarried women.

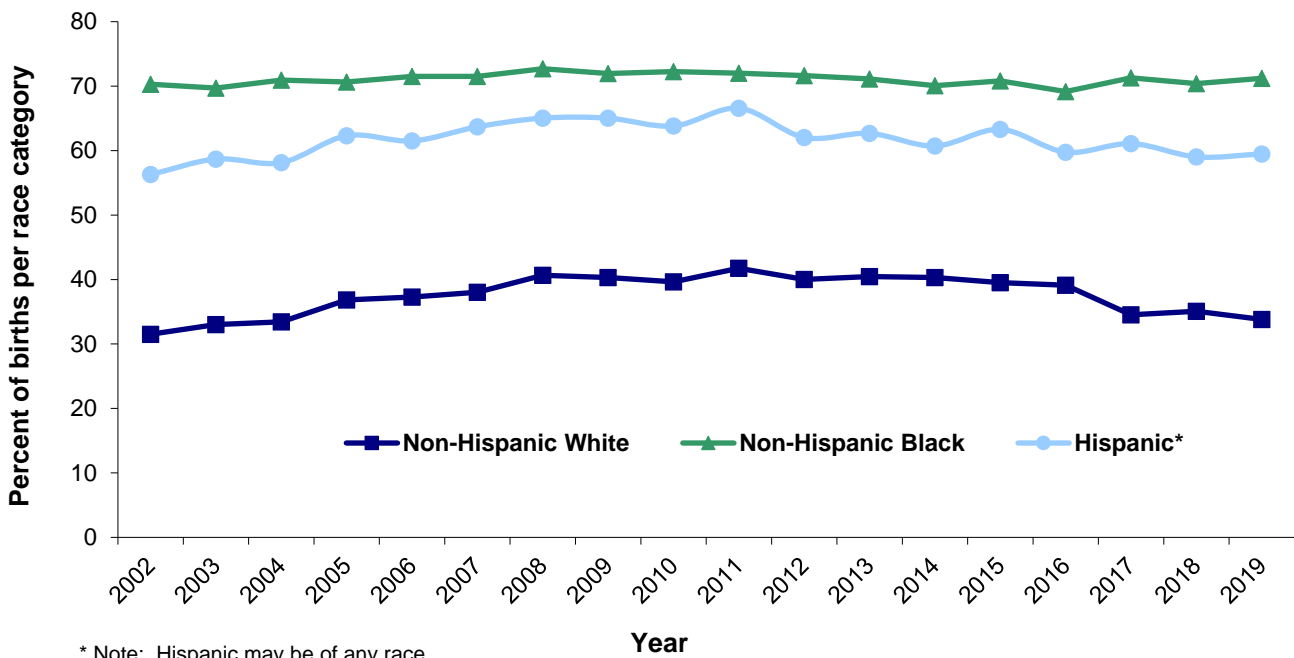
**Figure 13. Annual Percentage of Births by Mother's Marital Status, Delaware, 2002-2019**



Source: Delaware Department of Health and Social Services, Division of Public Health, Delaware Health Statistics

In 2019, 34 percent of births were to single non-Hispanic white women, a slight increase from 32 percent in 2002. The percentage of births to single Hispanic women increased from 56 percent in 2002 to 59 percent in 2019. Unmarried non-Hispanic black women had the highest percentage of births from 2002 to 2019, remaining stable at approximately 70 percent during this time period.

**Figure 14. Percent of Live Births to Unmarried Women by Race and Ethnicity, Delaware, 2002-2019**

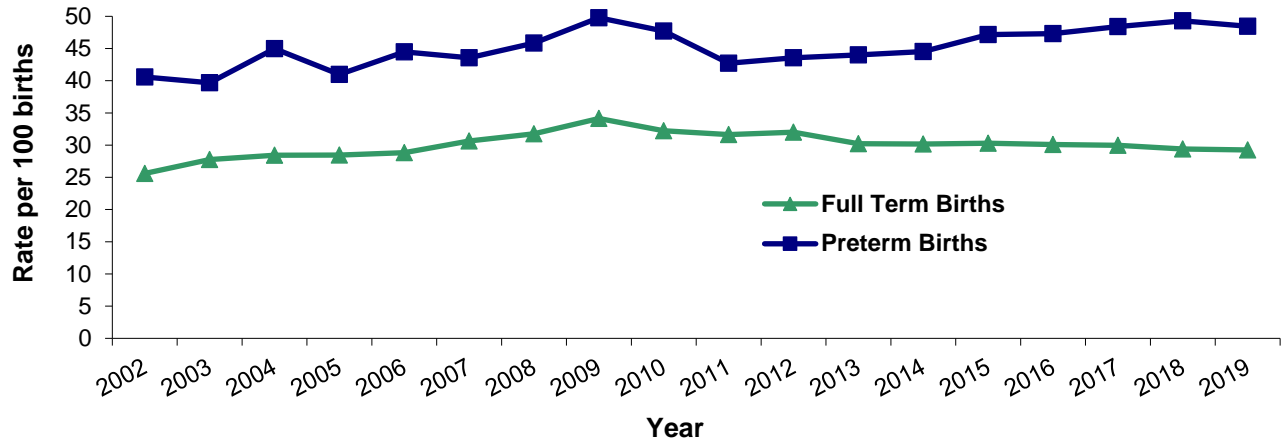


\* Note: Hispanic may be of any race.

Source: Delaware Department of Health and Social Services, Division of Public Health, Delaware Health Statistics Center

From 2002 to 2019, the percentage of cesarean deliveries increased 15 percent, to 31.3 per 100 live births, whereas vaginal births decreased only 6 percent from 72.7 to 68.6 per 100 live births. Since 2002, the percentage of cesarean deliveries increased for both preterm (<37 weeks gestation) and term (37+ weeks gestation) births. The percentage of C-sections for preterm births remained higher at 48.4 per 100 preterm births, versus 29.2 per 100 term births in 2019.

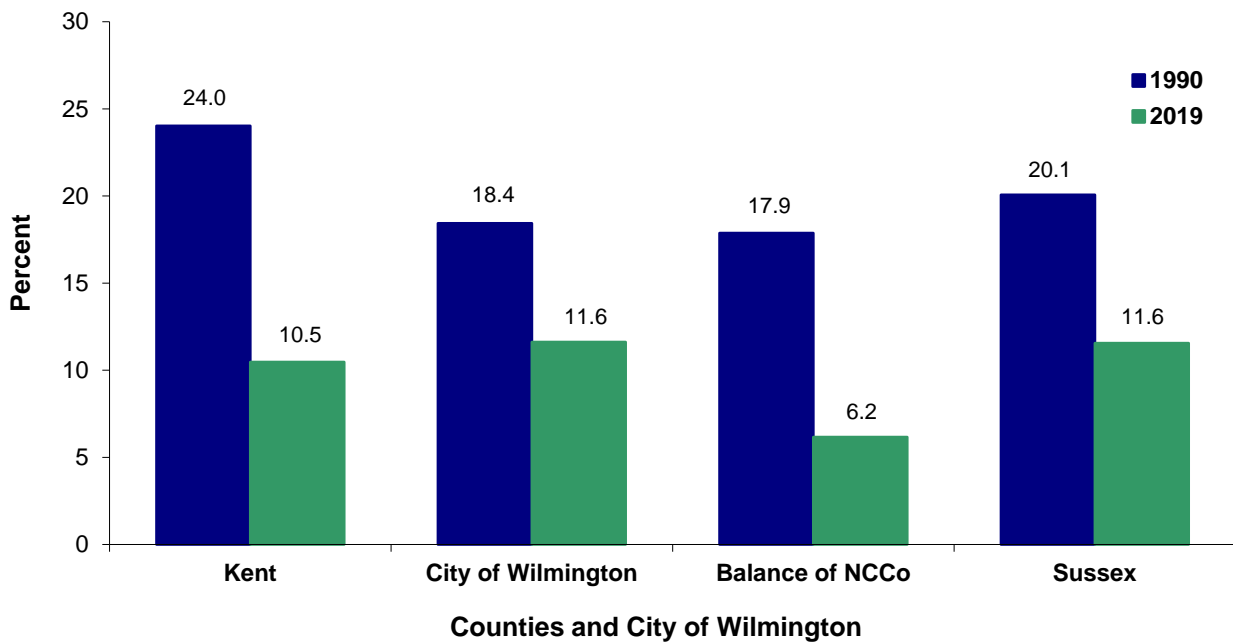
**Figure 15. Annual Rate of Cesarean Deliveries by Gestational Category, Delaware, 2002-2019**



Source: Delaware Department of Health and Social Services, Division of Public Health, Delaware Health Statistics Center

From 1990 to 2019, the percentage of Delaware mothers who used tobacco while pregnant decreased in all three counties and the city of Wilmington. In 2019, the City of Wilmington and Sussex County had the highest percentage of mothers who smoked while pregnant at 11.6, whereas the Balance of New Castle County had the lowest percentage at 6.2.

**Figure 16. Percentage of Mothers who Smoked while Pregnant, Delaware Counties and City of Wilmington, 1990 and 2019**

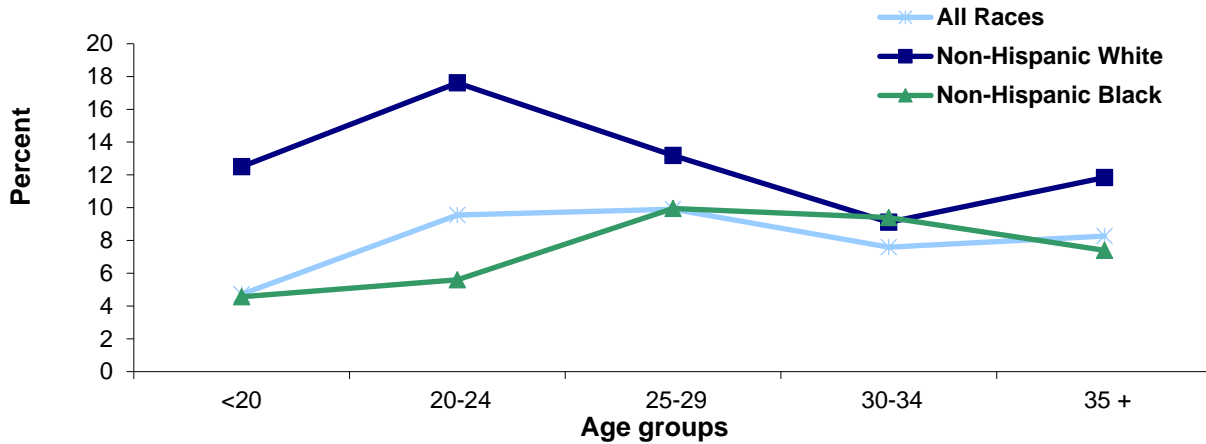


Source: Delaware Department of Health and Social Services, Division of Public Health, Delaware Health Statistics Center

## LIVE BIRTHS

In 2019, non-Hispanic white women less than 20 years old who smoked while pregnant was nearly three times that of non-Hispanic black women. During this same time period only 7.4 percent of non-Hispanic black women over 35 years old smoked while pregnant compared to 11.8 percent of non-Hispanic white women.

**Figure 17. Percentage of Mothers who Smoked While Pregnant by Age Group and Race, Delaware, 2019**

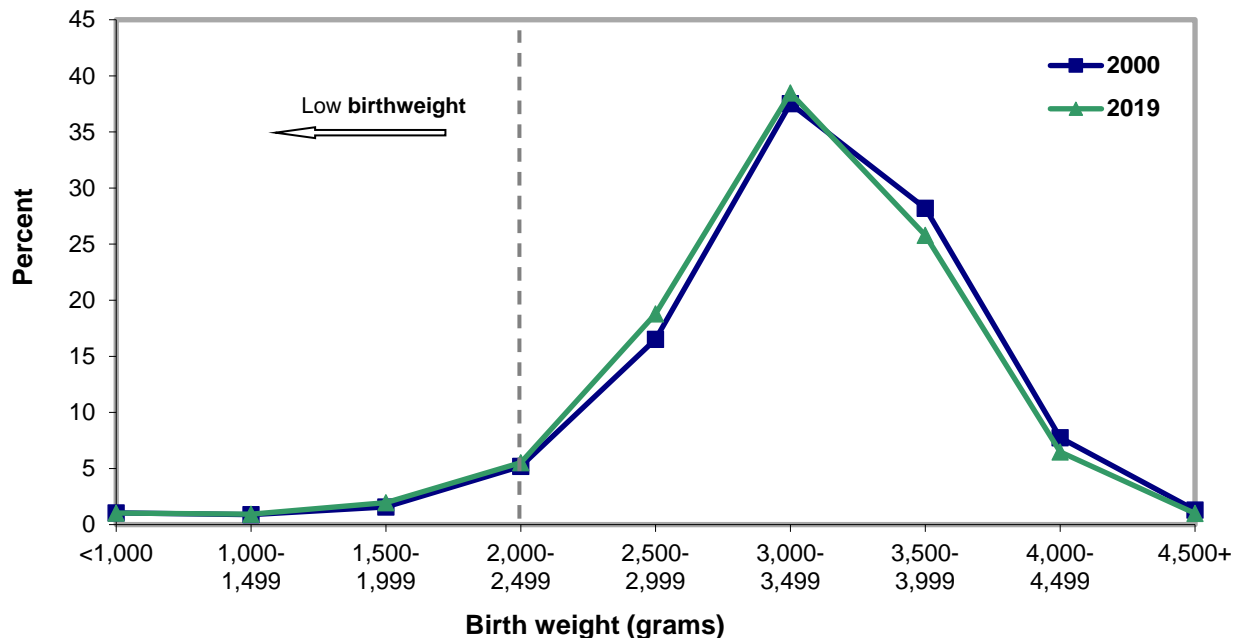


Source: Delaware Department of Health and Social Services, Division of Public Health, Delaware Health Statistics Center

In 2019, 15.0 percent of Delaware women who smoked while pregnant gave birth to low birthweight babies (< 2,500 grams), versus the significantly lower percentage (8.6) of non-smokers who gave birth to low birthweight babies.

The percent distribution of births by birthweight did not differ significantly between 2000 and 2019. The greatest percentage of births fell within the 3,000 to 3,499 gram range.

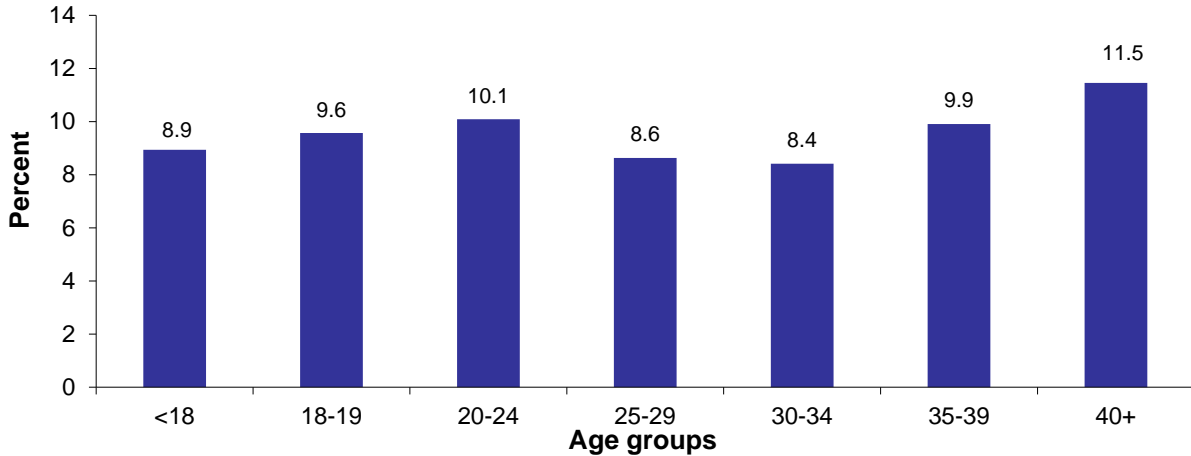
**Figure 18. Percent Distribution of Births by Birthweight, Delaware, 2000 and 2019**



Source: Delaware Department of Health and Social Services, Division of Public Health, Delaware Health Statistics Center

In 2015-2019 the five-year percentage of low birthweight (LBW) births and very low birthweight (VLBW) births remained relatively stable at 9.1 and 1.8, respectively. The percentage of LBW births was greatest for mothers in the 40 and older age group (11.5 percent) and lowest for those in the 30-34 age group (8.4 percent).

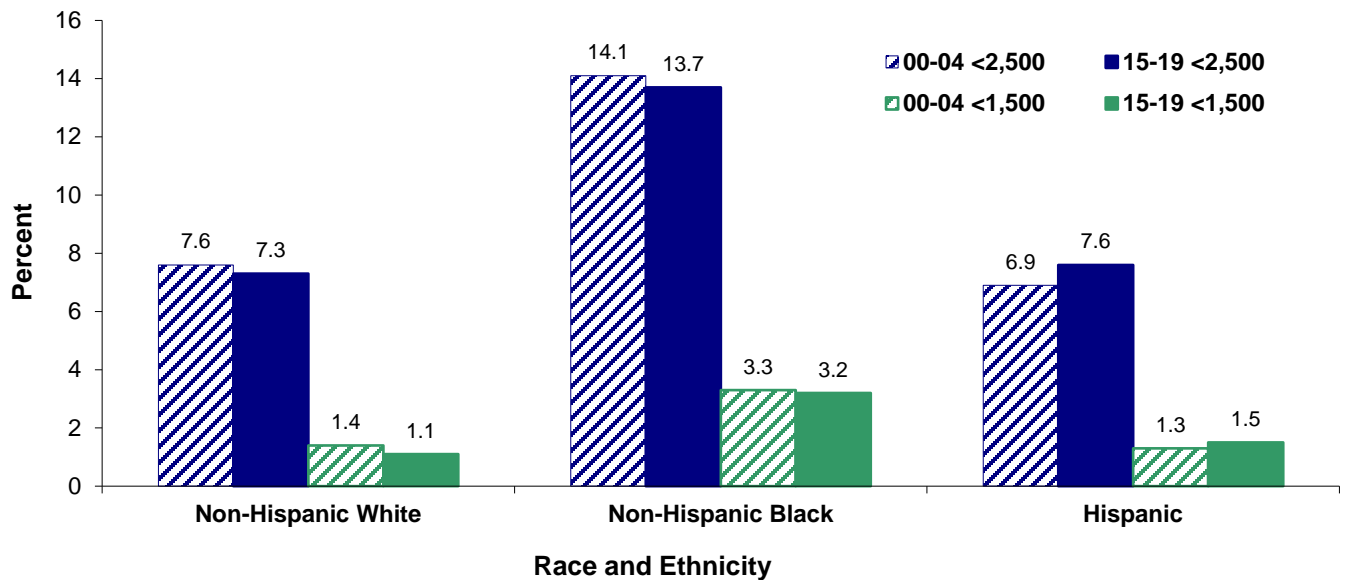
**Figure 19. Five-year Percentage of Low Birthweight Births (<2,500 grams) by Mother's Age, Delaware, 2015-2019**



Source: Delaware Department of Health and Social Services, Division of Public Health, Delaware Health Statistic Center

Between 2000-2004 and 2015-2019, there was a decline in the percentages of infants born at low birthweight and very low birth weight to non-Hispanic white and non-Hispanic black mothers. During this same time period, the percentage of infants born at both low birth weight and very low birthweight to Hispanic mothers showed an increase of 10 percent and 15 percent respectively. In 2015-2019 among mothers of all ages, non-Hispanic black mothers had the highest percentage of LBW and VLBW births at 13.7 percent and 3.2 percent.

**Figure 20. Five-year Average Percentage of Low (<2,500 grams) and Very Low Birth Weight Births (<1,500 grams) by Race and Hispanic Origin, Delaware, 2000-2004 and 2015-2019**



Source: Delaware Department of Health and Social Services, Division of Public Health, Delaware Health Statistics Center



**TABLE C-1. NUMBER OF LIVE BIRTHS BY AGE OF MOTHER, COUNTY, CITY OF WILMINGTON, U.S., AND DELAWARE, 2009-2019**

ALL RACES

| Area/<br>Age            | 2009      | 2010      | 2011      | 2012      | 2013      | 2014      | 2015      | 2016      | 2017      | 2018      | 2019      |
|-------------------------|-----------|-----------|-----------|-----------|-----------|-----------|-----------|-----------|-----------|-----------|-----------|
| <b>U.S.</b>             | 4,130,665 | 3,999,386 | 3,953,590 | 3,952,841 | 3,932,181 | 3,988,076 | 3,978,497 | 3,945,875 | 3,855,500 | 3,791,712 | 3,747,540 |
| <20                     | 414,831   | 372,175   | 333,746   | 309,060   | 276,203   | 251,847   | 232,215   | 212,062   | 196,294   | 181,607   | 173,461   |
| 20-24                   | 1,005,982 | 951,688   | 925,200   | 916,811   | 896,745   | 882,567   | 850,509   | 803,978   | 764,780   | 726,175   | 704,342   |
| 25-29                   | 1,166,787 | 1,133,713 | 1,127,583 | 1,123,900 | 1,120,777 | 1,145,392 | 1,152,311 | 1,149,122 | 1,123,577 | 1,099,491 | 1,078,097 |
| 30+                     | 1,543,065 | 1,541,810 | 1,567,061 | 1,603,070 | 1,638,456 | 1,708,270 | 1,743,462 | 1,780,713 | 1,770,849 | 1,784,439 | 1,791,640 |
| <b>Delaware</b>         | 11,369    | 11,291    | 11,227    | 10,982    | 10,802    | 10,934    | 11,145    | 10,967    | 10,835    | 10,593    | 10,328    |
| <20                     | 1,085     | 983       | 909       | 768       | 730       | 621       | 553       | 594       | 556       | 502       | 445       |
| 20-24                   | 2,831     | 2,707     | 2,642     | 2,534     | 2,431     | 2,298     | 2,279     | 2,099     | 2,014     | 1,960     | 1,810     |
| 25-29                   | 3,280     | 3,293     | 3,297     | 3,151     | 3,139     | 3,297     | 3,319     | 3,303     | 3,333     | 3,110     | 3,129     |
| 30+                     | 4,173     | 4,308     | 4,379     | 4,529     | 4,502     | 4,718     | 4,994     | 4,971     | 4,932     | 5,021     | 4,944     |
| <b>Kent</b>             | 2,258     | 2,228     | 2,166     | 2,206     | 2,180     | 2,266     | 2,259     | 2,247     | 2,172     | 2,149     | 2,044     |
| <20                     | 209       | 198       | 183       | 162       | 134       | 129       | 100       | 153       | 126       | 96        | 75        |
| 20-24                   | 719       | 633       | 601       | 597       | 599       | 608       | 576       | 518       | 489       | 492       | 433       |
| 25-29                   | 687       | 703       | 685       | 664       | 665       | 726       | 736       | 760       | 713       | 680       | 671       |
| 30+                     | 643       | 694       | 697       | 783       | 782       | 803       | 847       | 816       | 844       | 881       | 865       |
| <b>New Castle</b>       | 6,794     | 6,780     | 6,880     | 6,479     | 6,444     | 6,450     | 6,584     | 6,430     | 6,391     | 6,165     | 6,016     |
| <20                     | 613       | 546       | 527       | 410       | 395       | 323       | 296       | 298       | 276       | 268       | 218       |
| 20-24                   | 1,424     | 1,418     | 1,417     | 1,294     | 1,286     | 1,157     | 1,171     | 1,050     | 1,039     | 1,003     | 915       |
| 25-29                   | 1,921     | 1,915     | 1,956     | 1,822     | 1,812     | 1,887     | 1,868     | 1,851     | 1,878     | 1,738     | 1,763     |
| 30+                     | 2,836     | 2,901     | 2,980     | 2,953     | 2,951     | 3,083     | 3,249     | 3,231     | 3,198     | 3,156     | 3,120     |
| Wilmington              | 1,237     | 1,064     | 1,111     | 1,005     | 1,057     | 1,000     | 973       | 983       | 968       | 899       | 826       |
| <20                     | 193       | 153       | 159       | 122       | 132       | 89        | 79        | 85        | 89        | 79        | 72        |
| 20-24                   | 360       | 294       | 275       | 264       | 270       | 245       | 242       | 229       | 221       | 217       | 191       |
| 25-29                   | 312       | 275       | 301       | 258       | 278       | 267       | 260       | 279       | 267       | 251       | 239       |
| 30+                     | 372       | 342       | 376       | 361       | 377       | 399       | 392       | 390       | 391       | 352       | 324       |
| Balance of<br>NC County | 5,557     | 5,716     | 5,769     | 5,474     | 5,387     | 5,450     | 5,611     | 5,447     | 5,423     | 5,266     | 5,190     |
| <20                     | 420       | 393       | 368       | 288       | 263       | 234       | 217       | 213       | 187       | 189       | 146       |
| 20-24                   | 1,064     | 1,124     | 1,142     | 1,030     | 1,016     | 912       | 929       | 821       | 818       | 786       | 724       |
| 25-29                   | 1,609     | 1,640     | 1,655     | 1,564     | 1,534     | 1,620     | 1,608     | 1,572     | 1,611     | 1,487     | 1,524     |
| 30+                     | 2,464     | 2,559     | 2,604     | 2,592     | 2,574     | 2,684     | 2,857     | 2,841     | 2,807     | 2,804     | 2,796     |
| <b>Sussex</b>           | 2,317     | 2,283     | 2,181     | 2,297     | 2,178     | 2,218     | 2,302     | 2,290     | 2,272     | 2,279     | 2,268     |
| <20                     | 263       | 239       | 199       | 196       | 201       | 169       | 157       | 143       | 154       | 138       | 152       |
| 20-24                   | 688       | 656       | 624       | 643       | 546       | 533       | 532       | 531       | 486       | 465       | 462       |
| 25-29                   | 672       | 675       | 656       | 665       | 662       | 684       | 715       | 692       | 742       | 692       | 695       |
| 30+                     | 694       | 713       | 702       | 793       | 769       | 832       | 898       | 924       | 890       | 984       | 959       |

Sources: Delaware Department of Health and Social Services, Division of Public Health, Delaware Health Statistics Center.

**TABLE C-2. NUMBER OF LIVE BIRTHS BY AGE OF MOTHER, COUNTY, CITY OF WILMINGTON, U.S., AND DELAWARE, 2009-2019**

**NON-HISPANIC WHITE**

| Area/<br>Age            | 2009      | 2010      | 2011      | 2012      | 2013      | 2014      | 2015      | 2016      | 2017      | 2018      | 2019      |
|-------------------------|-----------|-----------|-----------|-----------|-----------|-----------|-----------|-----------|-----------|-----------|-----------|
| <b>U.S.</b>             | 2,212,552 | 2,162,406 | 2,146,566 | 2,134,044 | 2,129,196 | 2,149,302 | 2,130,279 | 2,094,054 | 2,030,493 | 1,994,985 | 1,915,912 |
| <20                     | 160,632   | 145,070   | 130,198   | 120,623   | 108,603   | 99,899    | 91,415    | 81,774    | 75,209    | 68,114    | 60,854    |
| 20-24                   | 490,773   | 464,849   | 451,939   | 444,300   | 431,540   | 420,224   | 399,373   | 374,508   | 352,786   | 336,250   | 313,275   |
| 25-29                   | 657,658   | 648,610   | 647,520   | 641,377   | 637,710   | 646,097   | 642,150   | 627,597   | 605,236   | 587,743   | 556,533   |
| 30+                     | 903,489   | 903,877   | 916,909   | 927,744   | 951,343   | 983,082   | 997,341   | 1,010,175 | 997,262   | 1,002,878 | 985,250   |
| <b>Delaware</b>         | 6,049     | 6,255     | 6,170     | 6,057     | 5,876     | 5,812     | 5,871     | 5,786     | 5,309     | 5,197     | 4,857     |
| <20                     | 387       | 390       | 356       | 318       | 261       | 239       | 189       | 201       | 171       | 160       | 80        |
| 20-24                   | 1,292     | 1,288     | 1,220     | 1,196     | 1,130     | 1,048     | 989       | 899       | 824       | 762       | 653       |
| 25-29                   | 1,826     | 1,897     | 1,869     | 1,767     | 1,728     | 1,818     | 1,786     | 1,816     | 1,626     | 1,557     | 1,494     |
| 30+                     | 2,544     | 2,680     | 2,725     | 2,776     | 2,757     | 2,707     | 2,907     | 2,870     | 2,688     | 2,718     | 2,630     |
| <b>Kent</b>             | 1,375     | 1,387     | 1,354     | 1,362     | 1,304     | 1,365     | 1,329     | 1,298     | 1,178     | 1,205     | 1,059     |
| <20                     | 88        | 93        | 92        | 73        | 54        | 71        | 43        | 60        | 47        | 42        | 19        |
| 20-24                   | 406       | 372       | 325       | 327       | 328       | 327       | 295       | 279       | 248       | 243       | 198       |
| 25-29                   | 447       | 465       | 467       | 431       | 424       | 466       | 447       | 476       | 393       | 404       | 365       |
| 30+                     | 434       | 457       | 470       | 531       | 498       | 501       | 544       | 483       | 490       | 516       | 477       |
| <b>New Castle</b>       | 3,389     | 3,551     | 3,569     | 3,330     | 3,306     | 3,169     | 3,202     | 3,170     | 2,847     | 2,710     | 2,555     |
| <20                     | 182       | 174       | 162       | 131       | 107       | 87        | 81        | 91        | 71        | 67        | 32        |
| 20-24                   | 550       | 589       | 576       | 508       | 511       | 444       | 419       | 352       | 337       | 294       | 240       |
| 25-29                   | 991       | 1,028     | 1,027     | 930       | 907       | 928       | 900       | 906       | 785       | 743       | 714       |
| 30+                     | 1,666     | 1,760     | 1,804     | 1,761     | 1,781     | 1,710     | 1,802     | 1,821     | 1,654     | 1,606     | 1,569     |
| Wilmington              | 260       | 284       | 300       | 263       | 272       | 252       | 251       | 260       | 223       | 176       | 162       |
| <20                     | 14        | 12        | 13        | 13        | 18        | 9         | 7         | 5         | 8         | 4         | 2         |
| 20-24                   | 46        | 45        | 41        | 30        | 25        | 18        | 32        | 22        | 18        | 17        | 19        |
| 25-29                   | 58        | 85        | 79        | 65        | 57        | 63        | 59        | 68        | 38        | 45        | 42        |
| 30+                     | 142       | 142       | 167       | 155       | 172       | 162       | 153       | 165       | 159       | 110       | 99        |
| Balance of<br>NC County | 3,129     | 3,267     | 3,269     | 3,067     | 3,034     | 2,917     | 2,951     | 2,910     | 2,624     | 2,534     | 2,393     |
| <20                     | 168       | 162       | 149       | 118       | 89        | 78        | 74        | 86        | 63        | 63        | 30        |
| 20-24                   | 504       | 544       | 535       | 478       | 486       | 426       | 387       | 330       | 319       | 277       | 221       |
| 25-29                   | 933       | 943       | 948       | 865       | 850       | 865       | 841       | 838       | 747       | 698       | 672       |
| 30+                     | 1,524     | 1,618     | 1,637     | 1,606     | 1,609     | 1,548     | 1,649     | 1,656     | 1,495     | 1,496     | 1,470     |
| <b>Sussex</b>           | 1,285     | 1,317     | 1,247     | 1,365     | 1,266     | 1,278     | 1,340     | 1,318     | 1,284     | 1,282     | 1,243     |
| <20                     | 117       | 123       | 102       | 114       | 100       | 81        | 65        | 50        | 53        | 51        | 29        |
| 20-24                   | 336       | 327       | 319       | 361       | 291       | 277       | 275       | 268       | 239       | 225       | 215       |
| 25-29                   | 388       | 404       | 375       | 406       | 397       | 424       | 439       | 434       | 448       | 410       | 415       |
| 30+                     | 444       | 463       | 451       | 484       | 478       | 496       | 561       | 566       | 544       | 596       | 584       |

Sources: National Center for Health Statistics  
Delaware Department of Health and Social Services, Division of Public Health, Delaware Health Statistics Center

**TABLE C-3. NUMBER OF LIVE BIRTHS BY AGE OF MOTHER, COUNTY, CITY OF WILMINGTON, U.S., AND DELAWARE, 2009-2019**

NON-HISPANIC BLACK

| Area/<br>Age            | 2009    | 2010    | 2011    | 2012    | 2013    | 2014    | 2015    | 2016    | 2017    | 2018    | 2019    |
|-------------------------|---------|---------|---------|---------|---------|---------|---------|---------|---------|---------|---------|
| <b>U.S.</b>             | 609,584 | 589,808 | 582,345 | 583,489 | 583,834 | 588,891 | 589,047 | 583,786 | 587,357 | 579,174 | 548,075 |
| <20                     | 100,153 | 89,902  | 79,936  | 72,549  | 63,109  | 55,774  | 50,884  | 46,686  | 43,854  | 41,192  | 37,248  |
| 20-24                   | 194,122 | 187,981 | 186,229 | 187,488 | 185,662 | 182,435 | 175,597 | 163,118 | 157,192 | 147,083 | 132,605 |
| 25-29                   | 153,210 | 147,684 | 147,708 | 149,649 | 153,903 | 160,935 | 165,895 | 170,684 | 175,210 | 174,466 | 165,655 |
| 30+                     | 162,099 | 164,241 | 168,472 | 173,803 | 181,160 | 189,747 | 196,671 | 203,298 | 211,101 | 216,433 | 212,567 |
| <b>Delaware</b>         | 3,108   | 3,032   | 3,018   | 2,881   | 2,950   | 2,801   | 2,968   | 2,895   | 2,932   | 2,879   | 2,856   |
| <20                     | 467     | 406     | 376     | 301     | 305     | 233     | 214     | 234     | 212     | 200     | 219     |
| 20-24                   | 941     | 955     | 974     | 905     | 891     | 760     | 820     | 757     | 690     | 704     | 661     |
| 25-29                   | 809     | 776     | 776     | 741     | 806     | 807     | 855     | 825     | 963     | 840     | 854     |
| 30+                     | 891     | 895     | 892     | 934     | 948     | 1,001   | 1,079   | 1,079   | 1,067   | 1,135   | 1,122   |
| <b>Kent</b>             | 621     | 610     | 587     | 590     | 608     | 613     | 632     | 658     | 675     | 618     | 638     |
| <20                     | 86      | 86      | 72      | 72      | 52      | 39      | 41      | 66      | 50      | 40      | 43      |
| 20-24                   | 220     | 194     | 206     | 195     | 196     | 196     | 199     | 171     | 166     | 165     | 149     |
| 25-29                   | 179     | 156     | 149     | 161     | 168     | 177     | 193     | 192     | 217     | 181     | 195     |
| 30+                     | 136     | 174     | 160     | 162     | 192     | 201     | 199     | 229     | 242     | 232     | 251     |
| <b>New Castle</b>       | 2,046   | 1,998   | 2,015   | 1,894   | 1,926   | 1,794   | 1,957   | 1,825   | 1,849   | 1,861   | 1,838   |
| <20                     | 290     | 262     | 244     | 186     | 193     | 147     | 140     | 129     | 121     | 123     | 123     |
| 20-24                   | 561     | 585     | 603     | 563     | 547     | 428     | 497     | 450     | 409     | 439     | 406     |
| 25-29                   | 525     | 514     | 520     | 484     | 531     | 523     | 554     | 519     | 611     | 533     | 559     |
| 30+                     | 670     | 637     | 648     | 661     | 655     | 696     | 766     | 727     | 708     | 766     | 750     |
| Wilmington              | 786     | 594     | 634     | 595     | 601     | 544     | 564     | 558     | 560     | 557     | 514     |
| <20                     | 148     | 115     | 112     | 88      | 84      | 62      | 59      | 59      | 61      | 60      | 57      |
| 20-24                   | 253     | 191     | 193     | 192     | 200     | 167     | 171     | 166     | 153     | 149     | 125     |
| 25-29                   | 197     | 140     | 171     | 151     | 166     | 161     | 151     | 168     | 180     | 167     | 152     |
| 30+                     | 188     | 148     | 158     | 164     | 151     | 154     | 183     | 165     | 166     | 181     | 180     |
| Balance of<br>NC County | 1,260   | 1,404   | 1,381   | 1,299   | 1,325   | 1,250   | 1,393   | 1,267   | 1,289   | 1,304   | 1,324   |
| <20                     | 142     | 147     | 132     | 98      | 109     | 85      | 81      | 70      | 60      | 63      | 66      |
| 20-24                   | 308     | 394     | 410     | 371     | 347     | 261     | 326     | 284     | 256     | 290     | 281     |
| 25-29                   | 328     | 374     | 349     | 333     | 365     | 362     | 403     | 351     | 431     | 366     | 407     |
| 30+                     | 482     | 489     | 490     | 497     | 504     | 542     | 583     | 562     | 542     | 585     | 570     |
| <b>Sussex</b>           | 441     | 424     | 416     | 397     | 416     | 394     | 379     | 412     | 408     | 400     | 380     |
| <20                     | 91      | 58      | 60      | 43      | 60      | 47      | 33      | 39      | 41      | 37      | 53      |
| 20-24                   | 160     | 176     | 165     | 147     | 148     | 136     | 124     | 136     | 115     | 100     | 106     |
| 25-29                   | 105     | 106     | 107     | 96      | 107     | 107     | 108     | 114     | 135     | 126     | 100     |
| 30+                     | 85      | 84      | 84      | 111     | 101     | 104     | 114     | 123     | 117     | 137     | 121     |

Sources: National Center for Health Statistics  
Delaware Department of Health and Social Services, Division of Public Health, Delaware Health Statistics Center

**TABLE C-4. NUMBER OF LIVE BIRTHS BY AGE OF MOTHER, B COUNTY, CITY OF WILMINGTON, U.S., AND DELAWARE, 2009-2019**

**HISPANIC ORIGIN**

| Area/<br>Age            | 2009    | 2010    | 2011    | 2012    | 2013    | 2014    | 2015    | 2016    | 2017    | 2018    | 2019    |
|-------------------------|---------|---------|---------|---------|---------|---------|---------|---------|---------|---------|---------|
| <b>U.S.</b>             | 999,548 | 945,180 | 918,129 | 907,677 | 901,033 | 914,065 | 924,048 | 918,447 | 898,764 | 886,210 | 866,467 |
| <20                     | 138,336 | 123,609 | 111,236 | 104,118 | 94,174  | 87,007  | 81,350  | 75,708  | 70,128  | 65,852  | 63,396  |
| 20-24                   | 274,726 | 254,723 | 243,724 | 241,138 | 237,705 | 239,121 | 236,264 | 228,216 | 219,206 | 209,701 | 207,552 |
| 25-29                   | 270,641 | 254,982 | 248,269 | 244,474 | 244,243 | 248,971 | 256,106 | 258,025 | 255,130 | 253,977 | 256,385 |
| 30+                     | 315,845 | 311,866 | 314,900 | 317,947 | 324,911 | 338,966 | 350,328 | 356,498 | 354,300 | 356,680 | 359,134 |
| <b>Delaware</b>         | 1,653   | 1,426   | 1,427   | 1,396   | 1,342   | 1,573   | 1,542   | 1,543   | 1,773   | 1,750   | 1,752   |
| <20                     | 223     | 174     | 166     | 135     | 148     | 134     | 135     | 151     | 148     | 130     | 132     |
| 20-24                   | 524     | 404     | 394     | 375     | 334     | 422     | 393     | 371     | 435     | 435     | 406     |
| 25-29                   | 467     | 425     | 431     | 428     | 401     | 432     | 448     | 441     | 497     | 507     | 533     |
| 30+                     | 439     | 423     | 436     | 458     | 459     | 585     | 566     | 580     | 693     | 678     | 681     |
| <b>Kent</b>             | 197     | 156     | 162     | 178     | 184     | 204     | 215     | 197     | 220     | 237     | 220     |
| <20                     | 31      | 17      | 16      | 15      | 22      | 16      | 12      | 23      | 20      | 11      | 10      |
| 20-24                   | 74      | 52      | 55      | 59      | 58      | 71      | 69      | 52      | 60      | 68      | 58      |
| 25-29                   | 47      | 57      | 52      | 50      | 52      | 62      | 70      | 69      | 74      | 70      | 75      |
| 30+                     | 45      | 30      | 39      | 54      | 52      | 55      | 64      | 53      | 66      | 88      | 77      |
| <b>New Castle</b>       | 906     | 760     | 789     | 726     | 707     | 881     | 796     | 827     | 1,030   | 971     | 976     |
| <20                     | 137     | 101     | 116     | 84      | 86      | 79      | 68      | 74      | 70      | 73      | 58      |
| 20-24                   | 268     | 207     | 206     | 187     | 178     | 245     | 203     | 197     | 253     | 232     | 218     |
| 25-29                   | 255     | 213     | 221     | 227     | 205     | 236     | 224     | 239     | 274     | 297     | 298     |
| 30+                     | 246     | 239     | 246     | 228     | 238     | 321     | 301     | 317     | 433     | 369     | 402     |
| Wilmington              | 174     | 172     | 161     | 118     | 154     | 178     | 136     | 142     | 154     | 145     | 131     |
| <20                     | 30      | 25      | 34      | 18      | 25      | 17      | 12      | 20      | 17      | 15      | 13      |
| 20-24                   | 61      | 55      | 40      | 39      | 42      | 54      | 35      | 38      | 47      | 46      | 41      |
| 25-29                   | 49      | 48      | 48      | 32      | 49      | 37      | 44      | 37      | 43      | 37      | 40      |
| 30+                     | 34      | 44      | 39      | 29      | 38      | 70      | 45      | 47      | 47      | 47      | 37      |
| Balance of<br>NC County | 732     | 588     | 628     | 608     | 553     | 703     | 660     | 685     | 876     | 826     | 845     |
| <20                     | 107     | 76      | 82      | 66      | 61      | 62      | 56      | 54      | 53      | 58      | 45      |
| 20-24                   | 207     | 152     | 166     | 148     | 136     | 191     | 168     | 159     | 206     | 186     | 177     |
| 25-29                   | 206     | 165     | 173     | 195     | 156     | 199     | 180     | 202     | 231     | 260     | 258     |
| 30+                     | 212     | 195     | 207     | 199     | 200     | 251     | 256     | 270     | 386     | 322     | 365     |
| <b>Sussex</b>           | 550     | 510     | 476     | 492     | 451     | 488     | 531     | 519     | 523     | 542     | 556     |
| <20                     | 55      | 56      | 34      | 36      | 40      | 39      | 55      | 54      | 58      | 46      | 64      |
| 20-24                   | 182     | 145     | 133     | 129     | 98      | 106     | 121     | 122     | 122     | 135     | 130     |
| 25-29                   | 165     | 155     | 158     | 151     | 144     | 134     | 154     | 133     | 149     | 140     | 160     |
| 30+                     | 148     | 154     | 151     | 176     | 169     | 209     | 201     | 210     | 194     | 221     | 202     |

Note: Mothers of Hispanic origin may be of any race. See Hispanic Origin and Race in the Technical Notes.

Sources: National Center for Health Statistics  
Delaware Department of Health and Social Services, Division of Public Health, Delaware Health Statistics Center

**TABLE C-5. FIVE-YEAR AVERAGE TEENAGE LIVE BIRTH RATES BY AGE AND RACE OF MOTHER, COUNTY, CITY OF WILLMINGTON, U.S., AND DELAWARE, 2002-2019**

| Age/Area/<br>Race  | 2002<br>-2006 | 2003<br>-2007 | 2004<br>-2008 | 2005<br>-2009 | 2006<br>-2010 | 2007<br>-2011 | 2008<br>-2012 | 2009<br>-2013 | 2010<br>-2014 | 2011<br>-2015 | 2012<br>-2016 | 2013<br>-2017 | 2014<br>-2018 | 2015<br>-2019 |
|--------------------|---------------|---------------|---------------|---------------|---------------|---------------|---------------|---------------|---------------|---------------|---------------|---------------|---------------|---------------|
| <b>Teens 15-19</b> |               |               |               |               |               |               |               |               |               |               |               |               |               |               |
| <b>U.S.</b>        | 41.0          | 40.8          | 40.6          | 40.1          | 39.0          | 37.1          | 34.7          | 31.9          | 29.2          | 26.7          | 24.5          | 22.4          | 20.6          | 19.1          |
| Non-Hispanic White | 21.5          | 21.1          | 20.9          | 20.5          | 21.0          | 21.1          | 20.9          | 20.6          | 20.2          | 18.7          | 17.2          | 15.8          | 14.4          | 13.2          |
| Non-Hispanic Black | 59.3          | 58.2          | 57.3          | 56.1          | 55.3          | 53.1          | 50.3          | 46.8          | 43.2          | 39.2          | 35.6          | 32.4          | 29.5          | 27.7          |
| <b>Delaware</b>    | 41.1          | 40.6          | 40.2          | 38.9          | 36.8          | 34.5          | 31.7          | 29.0          | 26.6          | 24.3          | 22.4          | 21.1          | 19.5          | 18.2          |
| Non-Hispanic White | 25.0          | 24.8          | 24.3          | 23.5          | 22.9          | 22.0          | 21.0          | 19.5          | 18.5          | 16.8          | 15.3          | 13.7          | 12.6          | 10.7          |
| Non-Hispanic Black | 68.9          | 66.9          | 65.3          | 62.7          | 59.4          | 55.5          | 50.1          | 45.8          | 40.6          | 36.6          | 33.4          | 31.4          | 28.6          | 28.4          |
| <b>Kent</b>        | 44.3          | 44.0          | 42.6          | 40.6          | 37.7          | 35.4          | 32.8          | 30.1          | 27.9          | 24.9          | 23.9          | 22.4          | 20.7          | 18.7          |
| Non-Hispanic White | 35.8          | 36.5          | 35.2          | 34.0          | 32.2          | 31.6          | 28.9          | 25.6          | 24.8          | 21.7          | 19.4          | 17.6          | 16.6          | 13.2          |
| Non-Hispanic Black | 58.8          | 56.1          | 53.3          | 49.4          | 46.9          | 42.5          | 41.3          | 39.2          | 36.1          | 32.9          | 34.2          | 32.1          | 30.5          | 31.3          |
| <b>New Castle</b>  | 35.6          | 34.6          | 34.1          | 33.2          | 31.8          | 30.1          | 27.8          | 25.6          | 23.3          | 21.4          | 19.4          | 18.1          | 16.7          | 15.6          |
| Non-Hispanic White | 18.3          | 17.9          | 17.3          | 16.7          | 16.3          | 15.8          | 14.9          | 14.0          | 12.9          | 11.8          | 10.9          | 9.9           | 9.2           | 8.1           |
| Non-Hispanic Black | 67.5          | 64.8          | 63.7          | 61.5          | 59.3          | 56.0          | 50.5          | 45.3          | 39.9          | 35.5          | 30.9          | 28.5          | 25.7          | 24.9          |
| Wilmington         |               |               |               |               |               |               |               |               | 57.9          | 52.3          | 46.0          | 43.3          | 38.1          | 36.4          |
| Non-Hispanic White |               |               |               |               |               |               |               |               | 46.1          | 43.4          | 37.9          | 33.3          | 22.6          | 17.3          |
| Non-Hispanic Black |               |               |               |               |               |               |               |               | 57.9          | 52.5          | 46.4          | 43.3          | 39.9          | 39.3          |
| <b>Sussex</b>      | 58.9          | 60.1          | 60.7          | 58.6          | 54.7          | 49.9          | 44.5          | 39.7          | 36.1          | 33.0          | 30.6          | 28.9          | 26.6          | 25.6          |
| Non-Hispanic White | 39.1          | 38.3          | 38.2          | 36.9          | 36.3          | 33.9          | 33.2          | 31.0          | 29.1          | 26.0          | 23.1          | 19.9          | 17.4          | 14.5          |
| Non-Hispanic Black | 91.3          | 94.2          | 93.9          | 93.0          | 83.7          | 78.2          | 65.6          | 61.0          | 52.6          | 48.6          | 45.2          | 45.1          | 40.8          | 42.9          |
| <b>Teens 15-17</b> |               |               |               |               |               |               |               |               |               |               |               |               |               |               |
| <b>U.S.</b>        | 21.9          | 21.7          | 21.5          | 21.0          | 20.3          | 19.1          | 17.6          | 15.8          | 14.0          | 12.5          | 11.2          | 9.9           | 9.0           | 8.1           |
| <b>Delaware</b>    | 23.7          | 23.4          | 22.8          | 21.2          | 19.8          | 18.2          | 16.1          | 14.3          | 12.8          | 11.3          | 10.1          | 9.6           | 8.6           | 8.0           |
| <b>Kent</b>        | 23.1          | 22.4          | 21.7          | 20.6          | 19.3          | 17.8          | 16.5          | 14.7          | 12.8          | 10.6          | 9.9           | 9.7           | 8.7           | 8.1           |
| <b>New Castle</b>  | 22.6          | 22.0          | 21.3          | 20.0          | 18.7          | 17.1          | 15.0          | 13.3          | 12.0          | 10.6          | 9.2           | 8.4           | 7.4           | 6.8           |
| <b>Sussex</b>      | 27.9          | 28.6          | 28.7          | 25.9          | 24.2          | 22.3          | 19.3          | 16.9          | 15.1          | 13.8          | 12.9          | 13.1          | 12.1          | 11.4          |
| <b>Teens 18-19</b> |               |               |               |               |               |               |               |               |               |               |               |               |               |               |
| <b>U.S.</b>        | 70.0          | 69.9          | 69.6          | 68.6          | 66.6          | 63.2          | 59.3          | 55.1          | 51.0          | 47.5          | 44.1          | 40.9          | 37.9          | 35.3          |
| <b>Delaware</b>    | 63.0          | 62.4          | 62.1          | 61.2          | 58.3          | 55.0          | 51.7          | 48.3          | 45.2          | 42.5          | 40.4          | 38.3          | 35.9          | 33.6          |
| <b>Kent</b>        | 71.0          | 70.8          | 68.3          | 65.0          | 59.9          | 56.5          | 52.8          | 49.5          | 47.9          | 44.9          | 44.9          | 42.1          | 39.3          | 34.9          |
| <b>New Castle</b>  | 50.8          | 49.3          | 49.1          | 48.7          | 47.3          | 45.4          | 43.3          | 40.9          | 38.1          | 36.1          | 33.9          | 32.6          | 30.6          | 28.6          |
| <b>Sussex</b>      | 112.3         | 114.3         | 116.2         | 115.3         | 107.8         | 98.0          | 87.7          | 77.0          | 69.0          | 62.1          | 56.7          | 52.2          | 48.4          | 47.3          |

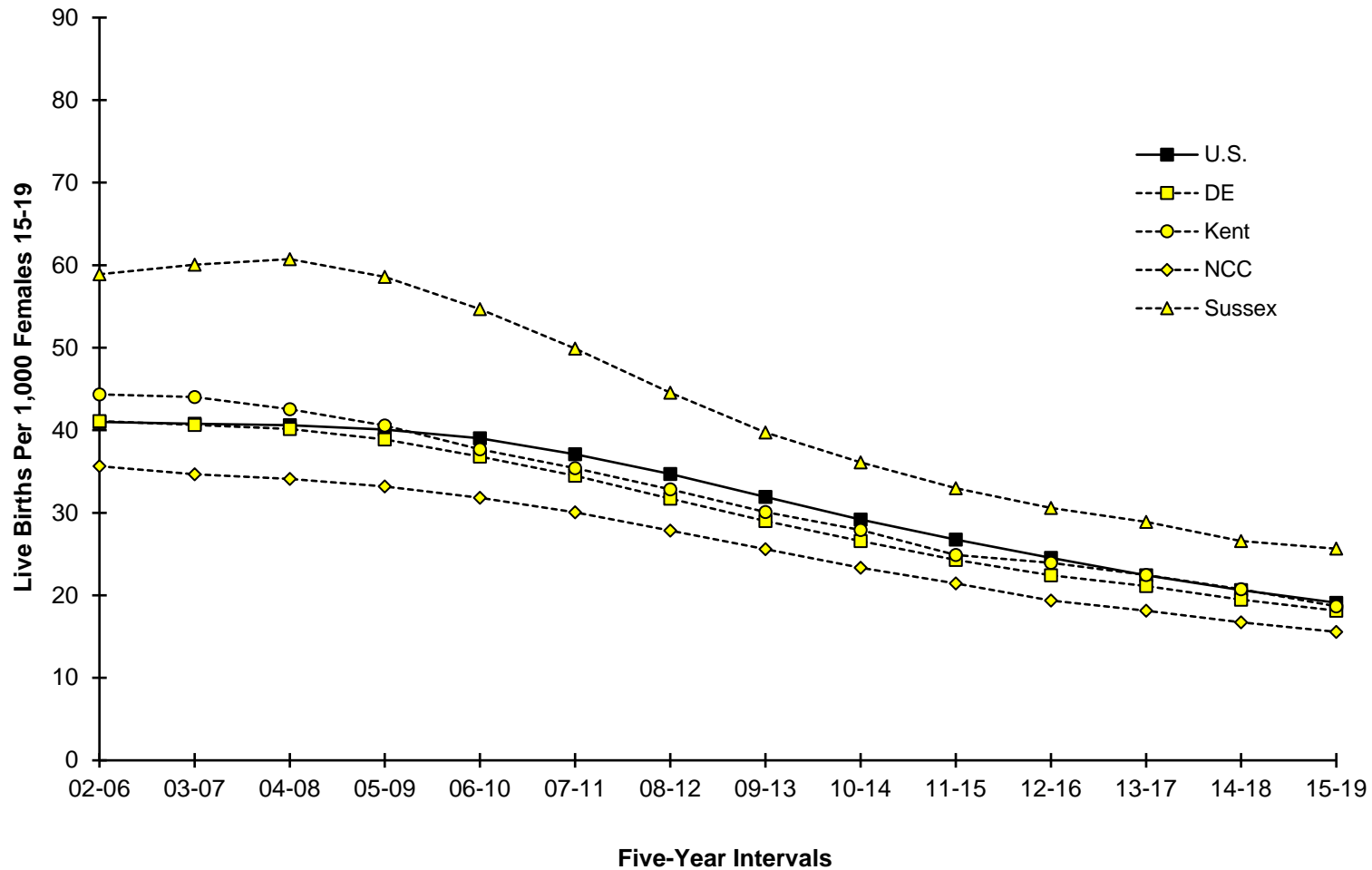
*Notes:*

1. Teenage live birth rates represent the number of live births in a specific age category (e.g., 15-19) per 1,000 women in that age category.
2. Historical rates may change from one annual report to another due to refinements in the population estimates. Therefore, historical trends should not be examined by comparing rates from previous annual reports.

*Sources: National Center for Health Statistics*

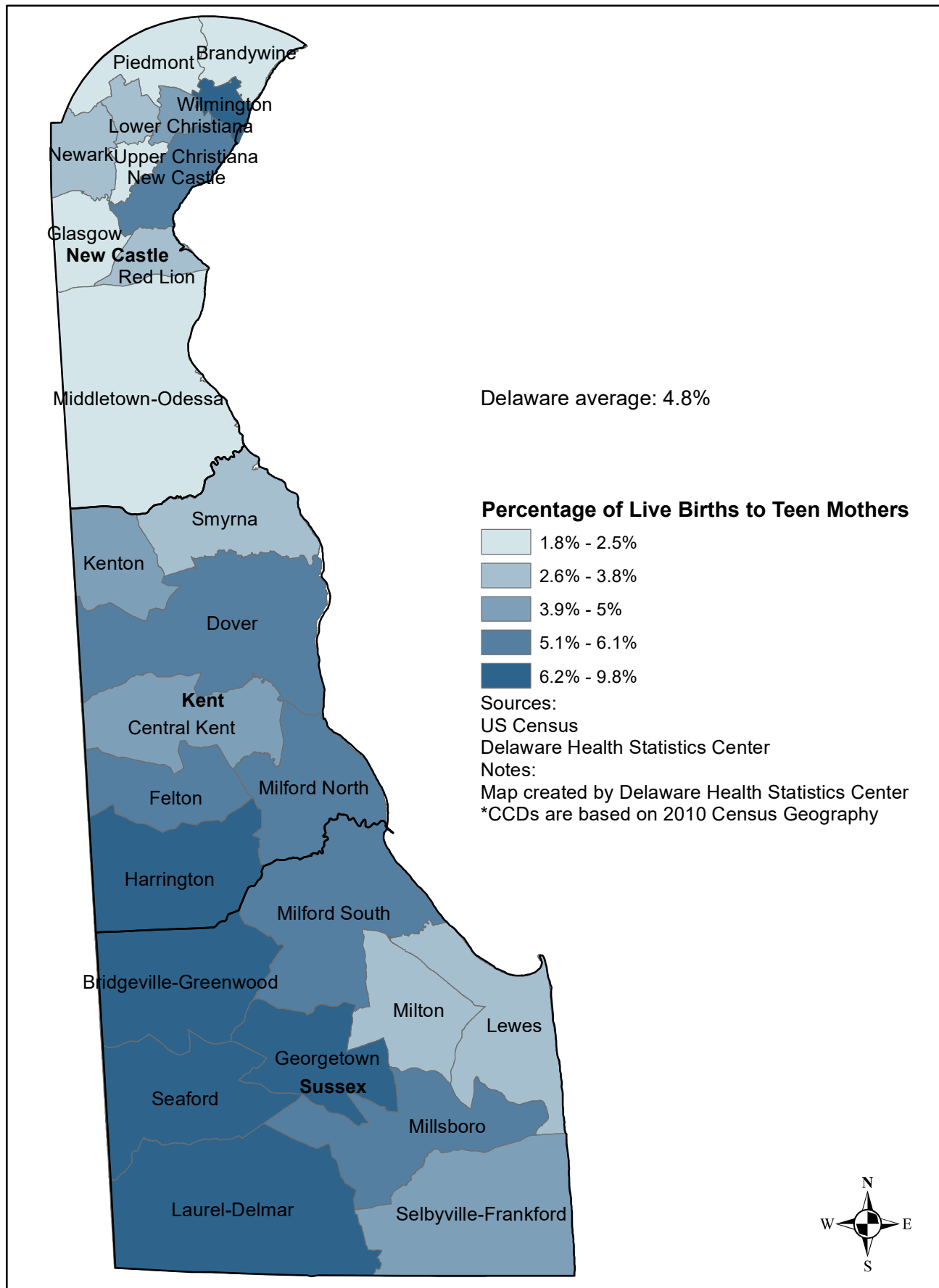
*Delaware Department of Health and Social Services, Division of Public Health, Delaware Health Statistics Center*

**Figure C-1. Five-Year Average Teenage (15-19) Live Birth Rates, U.S., Delaware and Counties, 2002-2019**

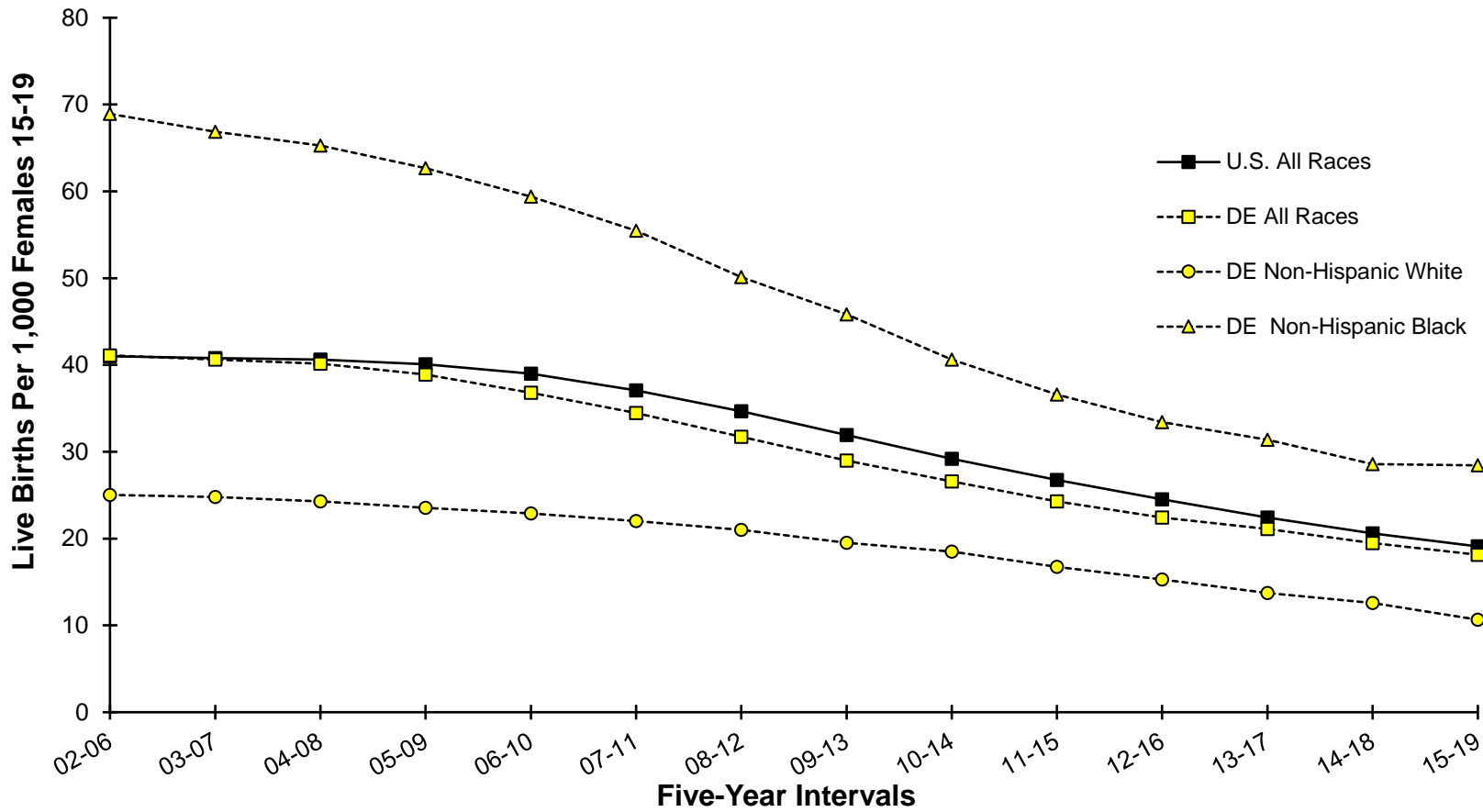


Sources: National Center for Health Statistics  
 Delaware Department of Health and Social Services, Division of Public Health, Delaware Health Statistics Center

Figure C-2. Five-year Average Percentage of Live Births to Teens (15-19) by Census County Division\*, Delaware, 2015-2019



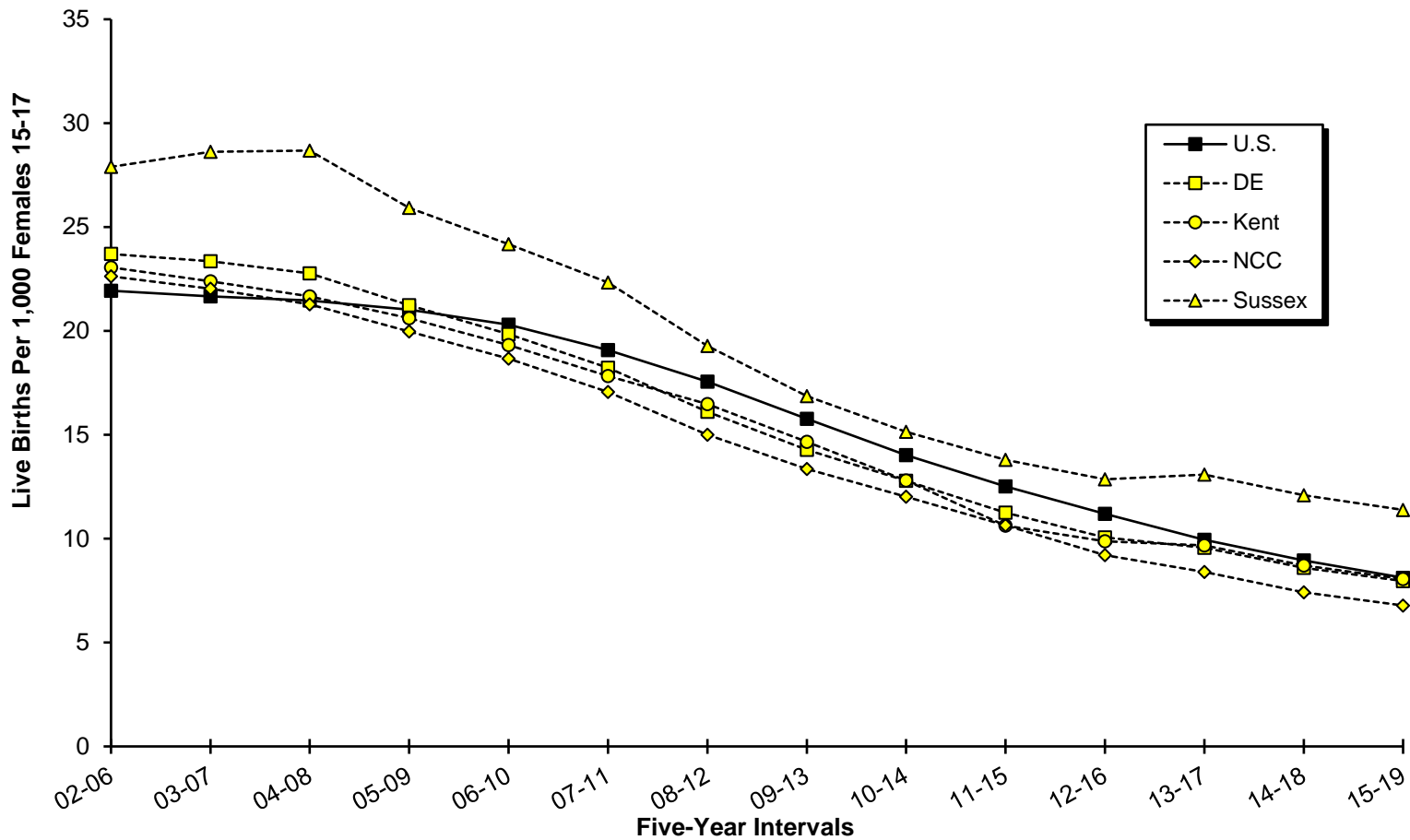
**Figure C-3. Five-Year Average Teenage (15-19) Live Birth Rates by Race, U.S. and Delaware, 2002-2019**



Sources: National Center for Health Statistics  
 Delaware Department of Health and Social Services, Division of Public Health, Delaware Health Statistics Center,

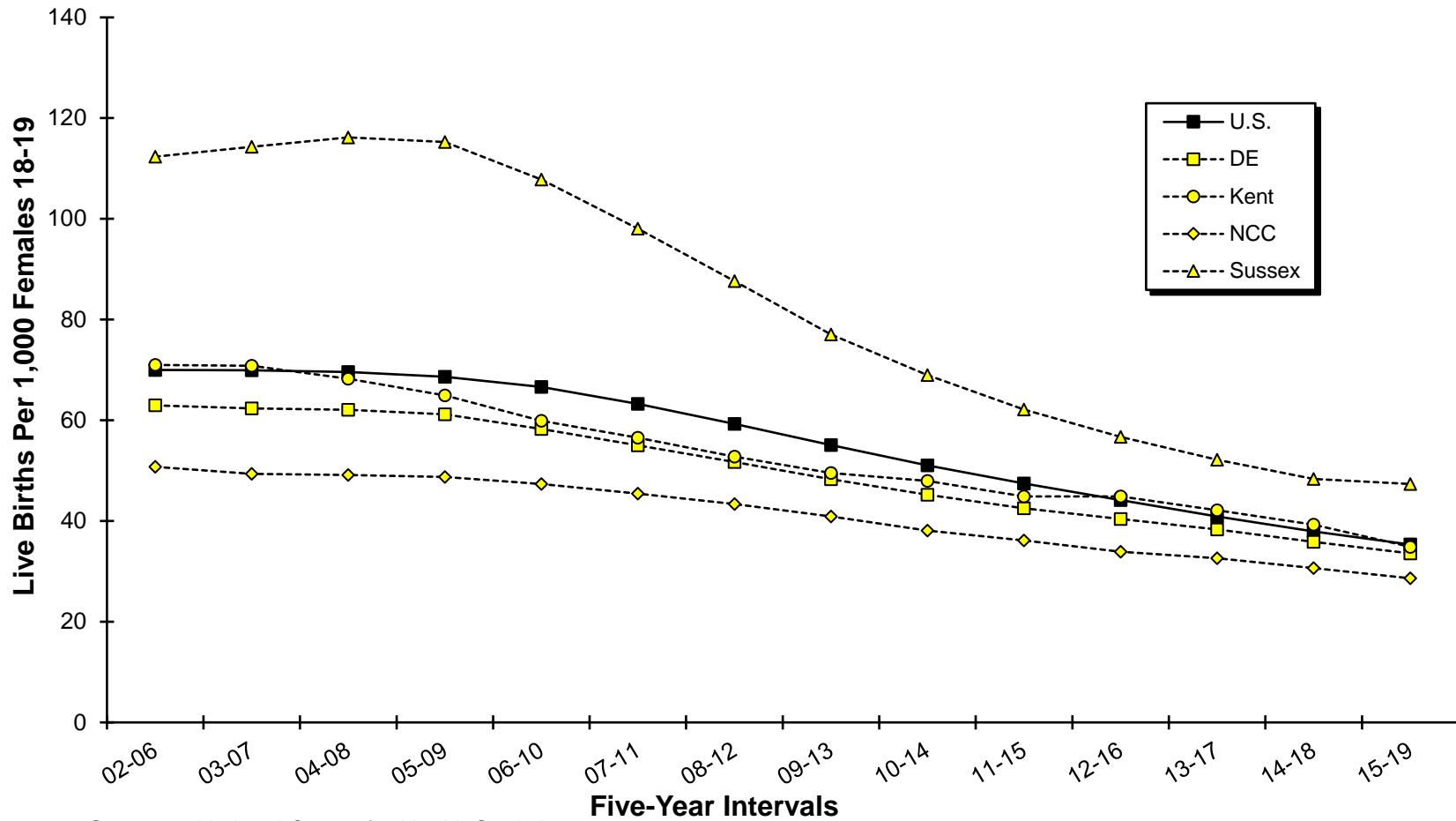


**Figure C-4 Five-Year Average Teenage (15-17) Live Birth Rates, U.S., Delaware and Counties, 2002-2019**



Sources: National Center for Health Statistics  
 Delaware Department of Health and Social Services, Division of Public Health, Delaware Health Statistics Center

**Figure C-5. Five-Year Average Teenage (18-19) Live Birth Rates, U.S., Delaware and Counties, 2002-2019**



Sources: National Center for Health Statistics  
 Delaware Department of Health and Social Services, Division of Public Health, Delaware Health Statistics Center

**TABLE C-6. FIVE-YEAR GENERAL FERTILITY AND AGE-SPECIFIC LIVE BIRTH RATES BY COUNTY, U.S., AND DELAWARE, 2002-2019**

ALL RACES

| Area/<br>Age      | 2002<br>-2006 | 2003<br>-2007 | 2004<br>-2008 | 2005<br>-2009 | 2006<br>-2010 | 2007<br>-2011 | 2008<br>-2012 | 2009<br>-2013 | 2010<br>-2014 | 2011<br>-2015 | 2012<br>-2016 | 2013<br>-2017 | 2014<br>-2018 | 2015<br>-2019 |
|-------------------|---------------|---------------|---------------|---------------|---------------|---------------|---------------|---------------|---------------|---------------|---------------|---------------|---------------|---------------|
| <b>U.S.</b>       |               |               |               |               |               |               |               |               |               |               |               |               |               |               |
| General           | 66.5          | 67.4          | 67.8          | 67.8          | 67.3          | 66.2          | 64.9          | 63.7          | 63.1          | 62.8          | 62.6          | 62.1          | 61.4          | 60.4          |
| 10-14             | 0.7           | 0.6           | 0.6           | 0.6           | 0.5           | 0.5           | 0.5           | 0.4           | 0.4           | 0.3           | 0.3           | 0.2           | 0.2           | 0.2           |
| 15-19             | 41.0          | 40.8          | 40.6          | 40.1          | 39.0          | 37.1          | 34.7          | 31.9          | 29.2          | 26.7          | 24.5          | 22.4          | 20.6          | 19.1          |
| 20-24             | 102.8         | 103.3         | 103.2         | 102.1         | 99.6          | 95.5          | 91.0          | 86.8          | 83.4          | 81.0          | 78.8          | 76.4          | 73.9          | 71.2          |
| 25-29             | 116.5         | 117.2         | 116.8         | 115.8         | 114.1         | 111.9         | 109.6         | 107.7         | 106.6         | 105.9         | 104.8         | 103.1         | 101.1         | 98.4          |
| 30-34             | 96.0          | 97.6          | 98.3          | 98.6          | 98.5          | 97.9          | 97.3          | 97.0          | 97.7          | 98.8          | 100.1         | 100.7         | 101.1         | 100.4         |
| 35-39             | 45.0          | 46.2          | 46.8          | 46.9          | 46.8          | 46.7          | 46.9          | 47.3          | 48.3          | 49.5          | 50.6          | 51.5          | 52.1          | 52.4          |
| 40-44             | 8.9           | 9.2           | 9.4           | 9.6           | 9.8           | 10.0          | 10.1          | 10.3          | 10.4          | 10.5          | 10.8          | 11.0          | 11.3          | 11.6          |
| 45-49**           | 0.6           | 0.6           | 0.6           | 0.6           | 0.7           | 0.7           | 0.7           | 0.7           | 0.7           | 0.8           | 0.8           | 0.8           | 0.9           | 0.9           |
| <b>Delaware</b>   |               |               |               |               |               |               |               |               |               |               |               |               |               |               |
| General           | 64.8          | 65.6          | 66.0          | 65.8          | 65.3          | 64.6          | 63.4          | 62.1          | 61.7          | 61.6          | 61.3          | 61.0          | 60.6          | 59.6          |
| 10-14             | 0.8           | 0.7           | 0.7           | 0.7           | 0.7           | 0.6           | 0.6           | 0.4           | 0.4           | 0.4           | 0.4           | 0.3           | 0.3           | 0.1           |
| 15-19             | 41.1          | 40.6          | 40.2          | 38.9          | 36.8          | 34.5          | 31.7          | 29.0          | 26.6          | 24.3          | 22.4          | 21.1          | 19.5          | 18.1          |
| 20-24             | 102.5         | 102.4         | 100.9         | 98.9          | 95.9          | 91.5          | 86.2          | 80.8          | 76.1          | 72.9          | 70.1          | 68.2          | 67.4          | 66.5          |
| 25-29             | 110.3         | 112.2         | 115.0         | 115.8         | 116.1         | 115.7         | 113.7         | 111.0         | 110.4         | 108.8         | 106.0         | 104.0         | 100.0         | 99.5          |
| 30-34             | 95.0          | 95.8          | 94.9          | 94.9          | 95.6          | 96.3          | 97.1          | 98.6          | 100.5         | 102.0         | 103.6         | 104.2         | 105.4         | 101.9         |
| 35-39             | 42.1          | 43.4          | 44.8          | 45.0          | 45.4          | 45.9          | 46.4          | 46.2          | 47.2          | 48.8          | 49.5          | 49.8          | 50.5          | 50.7          |
| 40-44             | 7.9           | 8.2           | 8.4           | 8.3           | 8.5           | 8.7           | 8.7           | 8.9           | 9.3           | 9.5           | 9.6           | 9.8           | 10.2          | 10.1          |
| 45-49**           | 0.5           | 0.5           | 0.5           | 0.6           | 0.6           | 0.6           | 0.6           | 0.6           | 0.5           | 0.6           | 0.7           | 0.7           | 0.8           | 0.9           |
| <b>Kent</b>       |               |               |               |               |               |               |               |               |               |               |               |               |               |               |
| General           | 67.5          | 68.3          | 68.3          | 68.6          | 68.0          | 67.0          | 66.3          | 65.3          | 65.0          | 64.6          | 64.6          | 64.0          | 63.4          | 61.9          |
| 10-14             | 0.9           | 0.8           | 0.8           | 0.6           | 0.4           | 0.4           | 0.3           | 0.3           | 0.2           | 0.3           | 0.3           | 0.3           | 0.3           | 0.2           |
| 15-19             | 44.3          | 44.0          | 42.6          | 40.6          | 37.7          | 35.4          | 32.8          | 30.1          | 27.9          | 24.9          | 23.9          | 22.4          | 20.7          | 18.7          |
| 20-24             | 131.7         | 129.8         | 123.2         | 121.0         | 116.1         | 110.0         | 103.5         | 98.0          | 92.2          | 89.4          | 87.6          | 86.7          | 86.9          | 84.4          |
| 25-29             | 117.8         | 121.1         | 123.9         | 126.8         | 127.9         | 128.1         | 125.4         | 123.4         | 122.6         | 120.1         | 117.9         | 114.4         | 110.2         | 105.2         |
| 30-34             | 81.0          | 81.7          | 82.5          | 84.0          | 85.2          | 86.5          | 89.6          | 91.6          | 94.4          | 95.7          | 96.1          | 96.0          | 97.0          | 96.1          |
| 35-39             | 33.3          | 33.4          | 35.8          | 35.9          | 36.3          | 35.2          | 37.4          | 36.5          | 38.3          | 40.9          | 42.2          | 42.2          | 42.7          | 43.1          |
| 40-44             | 7.2           | 7.4           | 7.3           | 7.3           | 7.3           | 7.0           | 7.3           | 7.6           | 7.7           | 7.6           | 8.3           | 8.6           | 8.8           | 9.5           |
| 45-49**           | 0.3           | 0.3           | 0.3           | 0.3           | 0.4           | 0.6           | 0.6           | 0.7           | 0.6           | 0.5           | 0.5           | 0.7           | 0.7           | 0.9           |
| <b>New Castle</b> |               |               |               |               |               |               |               |               |               |               |               |               |               |               |
| General           | 62.0          | 62.4          | 62.6          | 62.2          | 61.7          | 61.2          | 59.9          | 58.8          | 58.5          | 58.4          | 57.8          | 57.9          | 57.5          | 56.7          |
| 10-14             | 0.7           | 0.6           | 0.6           | 0.7           | 0.7           | 0.6           | 0.6           | 0.5           | 0.4           | 0.3           | 0.4           | 0.3           | 0.3           | 0.2           |
| 15-19             | 35.6          | 34.6          | 34.1          | 33.2          | 31.8          | 30.1          | 27.8          | 25.6          | 23.3          | 21.4          | 19.4          | 18.1          | 16.7          | 15.6          |
| 20-24             | 82.1          | 81.2          | 80.0          | 78.4          | 76.3          | 73.0          | 68.8          | 64.6          | 61.0          | 58.3          | 55.6          | 54.8          | 54.7          | 54.9          |
| 25-29             | 105.2         | 105.8         | 108.0         | 108.3         | 108.0         | 107.7         | 106.0         | 103.2         | 102.6         | 100.5         | 96.7          | 93.9          | 88.9          | 84.6          |
| 30-34             | 100.2         | 101.3         | 100.6         | 100.3         | 100.8         | 101.8         | 101.6         | 102.5         | 104.0         | 105.6         | 107.0         | 108.3         | 109.2         | 108.8         |
| 35-39             | 47.0          | 48.8          | 49.7          | 49.6          | 49.8          | 50.6          | 50.5          | 50.7          | 51.4          | 52.3          | 52.6          | 52.7          | 53.3          | 53.2          |
| 40-44             | 8.4           | 8.9           | 9.2           | 9.1           | 9.3           | 9.7           | 9.3           | 9.5           | 9.9           | 10.2          | 10.3          | 10.6          | 10.9          | 10.8          |
| 45-49**           | 0.5           | 0.5           | 0.6           | 0.6           | 0.7           | 0.6           | 0.6           | 0.6           | 0.6           | 0.6           | 0.8           | 0.9           | 0.8           | 1.0           |
| <b>Wilmington</b> |               |               |               |               |               |               |               |               |               |               |               |               |               |               |
| General           | N/A           | N/A           | N/A           | N/A           | N/A           | N/A           | N/A           | N/A           | 68.0          | 67.4          | 66.3          | 66.4          | 64.7          | 62.8          |
| 10-14             | 1.0           | 0.9           | 0.9           | 0.9           | 0.9           | 0.8           | 0.6           | 0.5           | 0.4           | 0.5           | 0.5           | 0.5           | 0.4           | 0.5           |
| 15-19             | 58.9          | 60.1          | 60.7          | 58.6          | 54.7          | 49.9          | 44.5          | 39.7          | 36.1          | 33.0          | 30.6          | 28.9          | 26.6          | 25.6          |
| 20-24             | 161.2         | 164.7         | 165.7         | 160.0         | 153.7         | 145.8         | 137.5         | 127.6         | 120.3         | 113.4         | 107.5         | 97.7          | 90.9          | 85.7          |
| 25-29             | 122.5         | 127.3         | 131.8         | 131.5         | 132.7         | 130.8         | 128.3         | 124.6         | 124.1         | 125.0         | 125.7         | 129.1         | 130.4         | 130.3         |
| 30-34             | 88.7          | 89.0          | 86.0          | 86.1          | 87.1          | 86.8          | 88.8          | 92.1          | 94.5          | 95.8          | 99.7          | 99.2          | 101.2         | 100.9         |
| 35-39             | 33.1          | 34.1          | 36.6          | 38.1          | 39.4          | 40.4          | 41.7          | 41.0          | 42.2          | 45.2          | 46.6          | 47.7          | 49.1          | 50.2          |
| 40-44             | 6.8           | 6.5           | 6.5           | 6.6           | 6.6           | 7.0           | 7.8           | 8.2           | 8.7           | 8.8           | 8.8           | 8.6           | 9.2           | 9.6           |
| 45-49**           | 0.5           | 0.4           | 0.3           | 0.5           | 0.4           | 0.5           | 0.6           | 0.6           | 0.3           | 0.4           | 0.6           | 0.5           | 0.7           | 0.9           |

- Notes:
1. Historical rates may change from one annual report to another due to refinements in the population estimates. Therefore, historical trends should not be examined by comparing rates from previous annual reports.
  2. General fertility rates represent the total number of live births per 1,000 women 15-44 years of age.
  3. Age-specific live birth rates represent the number of live births in a specific age category per 1,000 women in that age category.
- \*\* The number of births shown is the total for women aged 45-54 years. The birth rate is computed by dividing births to women aged 45-54 years by women aged 45-49 years, because most of the births in this group are to women aged 45-49.

Sources: National Center for Health Statistics  
 Delaware Department of Health and Social Services, Division of Public Health, Delaware Health Statistics Center

**TABLE C-7. FIVE -YEAR GENERAL FERTILITY AND AGE-SPECIFIC LIVE BIRTH RATES BY COUNTY, U.S., AND DELAWARE, 2002-2019**

**NON-HISPANIC WHITE**

| Area/<br>Age      | 2002<br>-2006 | 2003<br>-2007 | 2004<br>-2008 | 2005<br>-2009 | 2006<br>-2010 | 2007<br>-2011 | 2008<br>-2012 | 2009<br>-2013 | 2010<br>-2014 | 2011<br>-2015 | 2012<br>-2016 | 2013<br>-2017 | 2014<br>-2018 | 2015<br>-2019 |
|-------------------|---------------|---------------|---------------|---------------|---------------|---------------|---------------|---------------|---------------|---------------|---------------|---------------|---------------|---------------|
| <b>U.S.</b>       |               |               |               |               |               |               |               |               |               |               |               |               |               |               |
| General           | 47.5          | 47.7          | 47.6          | 47.3          | 49.2          | 51.0          | 52.9          | 55.3          | 58.4          | 58.5          | 58.4          | 58.1          | 57.6          | 56.7          |
| 10-14             | 0.2           | 0.2           | 0.2           | 0.2           | 0.2           | 0.2           | 0.1           | 0.1           | 0.1           | 0.1           | 0.1           | 0.1           | 0.1           | 0.1           |
| 15-19             | 21.5          | 21.1          | 20.9          | 20.5          | 21.0          | 21.1          | 20.9          | 20.6          | 20.2          | 18.7          | 17.2          | 15.8          | 14.5          | 13.3          |
| 20-24             | 66.3          | 66.1          | 65.7          | 64.9          | 66.3          | 67.1          | 67.7          | 68.5          | 70.0          | 68.1          | 66.3          | 64.2          | 62.1          | 59.8          |
| 25-29             | 86.6          | 86.7          | 86.1          | 85.2          | 88.3          | 91.4          | 94.7          | 98.7          | 103.9         | 103.2         | 101.9         | 100.0         | 97.8          | 95.0          |
| 30-34             | 77.4          | 77.5          | 77.1          | 76.7          | 80.3          | 84.4          | 88.8          | 94.0          | 100.5         | 101.6         | 102.7         | 103.2         | 103.4         | 102.5         |
| 35-39             | 36.4          | 36.9          | 36.9          | 36.4          | 37.4          | 38.7          | 40.4          | 42.9          | 46.4          | 47.6          | 48.6          | 49.3          | 49.9          | 50.0          |
| 40-44             | 6.9           | 7.1           | 7.1           | 7.2           | 7.5           | 7.9           | 8.3           | 8.6           | 9.0           | 9.0           | 9.1           | 9.3           | 9.5           | 9.7           |
| 45-49**           | 0.4           | 0.5           | 0.5           | 0.5           | 0.5           | 0.5           | 0.6           | 0.6           | 0.6           | 0.6           | 0.7           | 0.7           | 0.7           | 0.7           |
| <b>Delaware</b>   |               |               |               |               |               |               |               |               |               |               |               |               |               |               |
| General           | 56.7          | 56.9          | 57.1          | 57.0          | 57.3          | 57.5          | 57.6          | 57.3          | 57.4          | 57.1          | 56.8          | 55.7          | 54.7          | 53.1          |
| 10-14             | 0.2           | 0.2           | 0.2           | 0.1           | 0.1           | 0.1           | 0.1           | 0.1           | 0.1           | 0.1           | 0.1           | 0.1           | 0.1           | 0.1           |
| 15-19             | 25.0          | 24.8          | 24.3          | 23.5          | 22.9          | 22.0          | 21.0          | 19.5          | 18.5          | 16.8          | 15.3          | 13.7          | 12.6          | 10.7          |
| 20-24             | 75.7          | 74.6          | 73.0          | 72.0          | 70.7          | 68.3          | 65.5          | 62.3          | 59.2          | 56.2          | 54.1          | 52.1          | 50.7          | 48.7          |
| 25-29             | 102.4         | 103.4         | 106.0         | 107.8         | 109.0         | 109.7         | 109.2         | 107.0         | 106.3         | 103.0         | 99.3          | 94.4          | 89.1          | 83.5          |
| 30-34             | 101.4         | 101.1         | 99.4          | 98.5          | 100.0         | 101.7         | 103.8         | 106.2         | 107.9         | 108.5         | 109.3         | 108.0         | 106.9         | 104.9         |
| 35-39             | 43.1          | 44.4          | 46.1          | 46.1          | 46.7          | 46.9          | 47.1          | 46.9          | 47.2          | 48.4          | 48.4          | 47.8          | 47.6          | 47.3          |
| 40-44             | 7.6           | 7.6           | 7.7           | 7.4           | 7.6           | 8.1           | 8.4           | 8.7           | 8.9           | 8.9           | 8.9           | 8.8           | 8.7           | 8.7           |
| 45-49**           | 0.4           | 0.4           | 0.4           | 0.5           | 0.6           | 0.5           | 0.6           | 0.6           | 0.5           | 0.5           | 0.6           | 0.7           | 0.6           | 0.7           |
| <b>Kent</b>       |               |               |               |               |               |               |               |               |               |               |               |               |               |               |
| General           | 66.5          | 67.0          | 67.4          | 68.1          | 68.0          | 67.7          | 68.0          | 67.0          | 67.1          | 66.5          | 65.8          | 64.0          | 63.1          | 60.2          |
| 10-14             | 0.3           | 0.3           | 0.2           | 0.1           | 0.1           | 0.2           | 0.2           | 0.2           | 0.2           | 0.2           | 0.2           | 0.1           | 0.1           | 0.1           |
| 15-19             | 35.8          | 36.5          | 35.2          | 34.0          | 32.2          | 31.6          | 28.9          | 25.6          | 24.8          | 21.7          | 19.4          | 17.6          | 16.6          | 13.2          |
| 20-24             | 136.5         | 132.6         | 126.6         | 124.6         | 119.3         | 111.5         | 107.0         | 102.5         | 98.0          | 94.8          | 94.6          | 92.0          | 88.5          | 81.7          |
| 25-29             | 120.0         | 123.8         | 126.6         | 130.6         | 132.4         | 133.3         | 131.0         | 128.7         | 128.4         | 125.5         | 124.5         | 122.4         | 122.2         | 118.1         |
| 30-34             | 86.8          | 86.0          | 86.5          | 87.4          | 88.5          | 90.8          | 95.9          | 97.7          | 100.7         | 102.6         | 101.4         | 98.3          | 98.6          | 95.8          |
| 35-39             | 34.4          | 34.6          | 36.7          | 36.9          | 37.5          | 36.2          | 38.2          | 36.9          | 37.1          | 38.5          | 38.5          | 37.6          | 37.6          | 37.6          |
| 40-44             | 6.9           | 7.0           | 7.0           | 6.8           | 6.6           | 6.5           | 6.8           | 7.2           | 7.4           | 7.4           | 7.7           | 7.7           | 7.2           | 7.4           |
| 45-49**           | 0.3           | 0.4           | 0.3           | 0.4           | 0.4           | 0.6           | 0.6           | 0.6           | 0.5           | 0.4           | 0.4           | 0.6           | 0.5           | 0.6           |
| <b>New Castle</b> |               |               |               |               |               |               |               |               |               |               |               |               |               |               |
| General           | 53.5          | 53.4          | 53.2          | 52.7          | 53.0          | 53.5          | 53.3          | 53.3          | 53.3          | 52.9          | 52.4          | 51.5          | 50.1          | 48.6          |
| 10-14             | 0.2           | 0.2           | 0.1           | 0.1           | 0.2           | 0.1           | 0.1           | 0.1           | 0.1           | 0.0           | 0.0           | 0.0           | 0.0           | 0.0           |
| 15-19             | 18.3          | 17.9          | 17.3          | 16.7          | 16.3          | 15.8          | 14.9          | 14.0          | 12.9          | 11.8          | 10.9          | 9.9           | 9.2           | 8.1           |
| 20-24             | 51.2          | 49.7          | 48.2          | 47.4          | 46.7          | 46.3          | 44.1          | 42.0          | 39.8          | 37.4          | 35.0          | 34.3          | 33.4          | 32.5          |
| 25-29             | 96.4          | 96.0          | 97.2          | 98.3          | 98.8          | 99.7          | 99.2          | 97.1          | 95.5          | 90.6          | 84.4          | 77.3          | 69.9          | 63.6          |
| 30-34             | 109.7         | 109.9         | 108.8         | 107.4         | 109.2         | 111.4         | 112.7         | 114.5         | 115.7         | 116.1         | 116.7         | 115.6         | 113.5         | 110.9         |
| 35-39             | 49.6          | 51.6          | 52.9          | 52.7          | 53.2          | 53.9          | 53.7          | 54.8          | 55.4          | 55.7          | 55.5          | 54.2          | 52.8          | 51.8          |
| 40-44             | 8.2           | 8.4           | 8.6           | 8.4           | 8.8           | 9.5           | 9.5           | 9.6           | 9.9           | 10.0          | 9.9           | 10.0          | 9.9           | 9.8           |
| 45-49**           | 0.5           | 0.5           | 0.6           | 0.6           | 0.6           | 0.6           | 0.6           | 0.6           | 0.6           | 0.6           | 0.7           | 0.8           | 0.7           | 0.8           |
| <b>Wilmington</b> |               |               |               |               |               |               |               |               |               |               |               |               |               |               |
| General           | N/A           | N/A           | N/A           | N/A           | N/A           | N/A           | N/A           | N/A           | N/A           | 62.5          | 63.1          | 63.3          | 62.9          | 59.4          |
| 10-14             | N/A           | N/A           | N/A           | N/A           | N/A           | N/A           | N/A           | N/A           | N/A           | 0.7           | 0.7           | 0.7           | 0.6           | 0.6           |
| 15-19             | 39.1          | 38.3          | 38.2          | 36.9          | 36.3          | 33.9          | 33.2          | 31.0          | 29.1          | 26.0          | 23.1          | 19.9          | 17.4          | 14.5          |
| 20-24             | 122.6         | 122.7         | 121.7         | 118.1         | 116.0         | 109.3         | 106.4         | 101.6         | 96.6          | 91.3          | 86.5          | 76.3          | 70.0          | 65.3          |
| 25-29             | 105.5         | 107.5         | 114.0         | 115.0         | 116.8         | 116.0         | 116.9         | 113.7         | 115.0         | 116.6         | 119.0         | 121.4         | 121.8         | 120.1         |
| 30-34             | 87.8          | 86.9          | 82.1          | 81.9          | 83.3          | 83.4          | 85.5          | 90.5          | 92.6          | 92.7          | 96.8          | 96.7          | 97.6          | 97.9          |
| 35-39             | 31.1          | 32.2          | 34.8          | 36.0          | 37.0          | 37.6          | 37.7          | 35.3          | 35.4          | 39.0          | 39.4          | 41.0          | 43.3          | 44.6          |
| 40-44             | 6.2           | 5.9           | 5.5           | 5.4           | 5.3           | 5.7           | 6.5           | 7.3           | 7.7           | 7.6           | 7.5           | 6.9           | 6.9           | 7.1           |
| 45-49**           | 0.2           | 0.2           | 0.2           | 0.4           | 0.4           | 0.4           | 0.4           | 0.4           | 0.2           | 0.3           | 0.5           | 0.4           | 0.6           | 0.7           |

Notes:  
 1. Historical rates may change from one annual report to another due to refinements in the population estimates. Therefore, historical trends should not be examined by comparing rates from previous annual reports.  
 2. General fertility rates represent the total number of live births per 1,000 women 15-44 years of age.  
 3. Age-specific live birth rates represent the number of live births in a specific age category per 1,000 women in that age category.  
 \*\* The number of births shown is the total for women aged 45-54 years. The birth rate is computed by dividing births to women aged 45-54 years by women aged 45-49 years, because most of the births in this group are to women aged 45-49.

Sources: *National Center for Health Statistics*  
*Delaware Department of Health and Social Services, Division of Public Health, Delaware Health Statistics Center*

**TABLE C-8. FIVE-YEAR GENERAL FERTILITY AND AGE-SPECIFIC LIVE BIRTH RATES BY COUNTY, U.S., AND DELAWARE, 2002-2019**

**NON-HISPANIC BLACK**

| Area/<br>Age      | 2002<br>-2006 | 2003<br>-2007 | 2004<br>-2008 | 2005<br>-2009 | 2006<br>-2010 | 2007<br>-2011 | 2008<br>-2012 | 2009<br>-2013 | 2010<br>-2014 | 2011<br>-2015 | 2012<br>-2016 | 2013<br>-2017 | 2014<br>-2018 | 2015<br>-2019 |
|-------------------|---------------|---------------|---------------|---------------|---------------|---------------|---------------|---------------|---------------|---------------|---------------|---------------|---------------|---------------|
| <b>U.S.</b>       |               |               |               |               |               |               |               |               |               |               |               |               |               |               |
| General           | 64.0          | 64.5          | 64.9          | 65.0          | 65.6          | 65.3          | 64.8          | 64.5          | 64.5          | 64.1          | 63.7          | 63.4          | 62.9          | 62.3          |
| 10-14             | 1.5           | 1.5           | 1.4           | 1.3           | 1.2           | 1.1           | 1.0           | 0.9           | 0.8           | 0.7           | 0.6           | 0.6           | 0.5           | 0.5           |
| 15-19             | 59.3          | 58.2          | 57.3          | 56.1          | 55.3          | 53.1          | 50.3          | 46.8          | 43.2          | 39.2          | 35.6          | 32.4          | 29.8          | 28.1          |
| 20-24             | 122.2         | 122.4         | 122.6         | 121.7         | 121.2         | 118.3         | 114.8         | 111.4         | 108.5         | 105.2         | 102.0         | 99.2          | 96.3          | 93.4          |
| 25-29             | 98.2          | 99.3          | 99.9          | 99.8          | 100.5         | 100.2         | 99.9          | 100.3         | 101.4         | 101.3         | 101.1         | 100.7         | 99.6          | 98.2          |
| 30-34             | 64.3          | 65.6          | 66.7          | 67.6          | 69.2          | 70.2          | 71.3          | 72.8          | 75.0          | 76.7          | 78.5          | 80.3          | 81.7          | 82.3          |
| 35-39             | 31.9          | 32.6          | 33.0          | 33.4          | 34.1          | 34.8          | 35.7          | 36.9          | 38.7          | 40.2          | 41.6          | 43.0          | 44.4          | 45.4          |
| 40-44             | 7.5           | 7.7           | 7.8           | 8.0           | 8.3           | 8.5           | 8.8           | 9.1           | 9.5           | 9.8           | 10.1          | 10.5          | 11.0          | 11.5          |
| 45-49**           | 0.4           | 0.5           | 0.5           | 0.5           | 0.6           | 0.6           | 0.6           | 0.7           | 0.7           | 0.8           | 0.8           | 0.9           | 1.0           | 1.0           |
| <b>Delaware</b>   |               |               |               |               |               |               |               |               |               |               |               |               |               |               |
| General           | 70.7          | 72.0          | 72.6          | 72.8          | 73.0          | 72.7          | 71.0          | 69.8          | 68.3          | 67.8          | 67.0          | 66.9          | 66.3          | 66.1          |
| 10-14             | 1.7           | 1.5           | 1.6           | 1.5           | 1.5           | 1.4           | 1.3           | 1.0           | 1.0           | 0.9           | 0.8           | 0.7           | 0.8           | 0.6           |
| 15-19             | 68.9          | 66.9          | 65.3          | 62.7          | 59.4          | 55.5          | 50.1          | 45.8          | 40.6          | 36.6          | 33.4          | 31.4          | 28.6          | 28.4          |
| 20-24             | 146.6         | 145.7         | 143.2         | 139.9         | 137.7         | 134.2         | 128.1         | 121.0         | 112.9         | 106.5         | 99.8          | 94.4          | 91.0          | 90.2          |
| 25-29             | 109.2         | 113.0         | 117.9         | 120.0         | 121.4         | 123.0         | 118.2         | 116.0         | 115.3         | 115.3         | 112.5         | 114.1         | 109.6         | 106.3         |
| 30-34             | 67.5          | 71.2          | 72.0          | 75.7          | 77.9          | 80.4          | 81.9          | 84.2          | 86.2          | 89.0          | 91.6          | 92.7          | 94.3          | 93.8          |
| 35-39             | 34.0          | 36.1          | 36.3          | 37.4          | 39.3          | 40.7          | 41.9          | 43.8          | 45.3          | 47.5          | 49.1          | 49.8          | 51.4          | 52.3          |
| 40-44             | 7.3           | 8.0           | 8.8           | 9.0           | 9.2           | 9.2           | 8.9           | 8.7           | 8.6           | 8.8           | 9.3           | 9.9           | 10.8          | 11.6          |
| 45-49**           | 0.5           | 0.4           | 0.5           | 0.6           | 0.7           | 0.6           | 0.6           | 0.6           | 0.6           | 0.4           | 0.5           | 0.7           | 0.8           | 1.0           |
| <b>Kent</b>       |               |               |               |               |               |               |               |               |               |               |               |               |               |               |
| General           | 69.2          | 70.6          | 69.6          | 69.6          | 69.4          | 68.5          | 66.8          | 66.0          | 65.3          | 65.3          | 66.4          | 67.9          | 67.7          | 67.9          |
| 10-14             | 2.2           | 2.0           | 1.9           | 1.3           | 0.8           | 0.8           | 0.4           | 0.3           | 0.4           | 0.7           | 0.7           | 0.8           | 1.0           | 0.8           |
| 15-19             | 58.8          | 56.1          | 53.3          | 49.4          | 46.9          | 42.5          | 41.3          | 39.2          | 36.1          | 32.9          | 34.2          | 32.1          | 30.5          | 31.3          |
| 20-24             | 126.3         | 127.6         | 119.2         | 117.4         | 113.8         | 109.8         | 100.4         | 92.6          | 85.4          | 82.6          | 79.8          | 81.7          | 87.2          | 91.7          |
| 25-29             | 116.2         | 120.8         | 124.9         | 128.5         | 127.7         | 129.7         | 127.6         | 125.0         | 120.2         | 117.5         | 110.4         | 102.7         | 91.5          | 84.7          |
| 30-34             | 62.1          | 66.6          | 69.3          | 73.9          | 78.6          | 81.3          | 81.5          | 84.6          | 89.4          | 89.5          | 93.4          | 99.7          | 101.6         | 102.3         |
| 35-39             | 28.4          | 29.7          | 30.8          | 30.6          | 32.3          | 33.1          | 36.3          | 39.5          | 44.6          | 50.0          | 54.9          | 57.1          | 57.7          | 58.4          |
| 40-44             | 7.2           | 7.8           | 7.9           | 8.4           | 9.5           | 9.1           | 8.2           | 8.4           | 8.3           | 7.2           | 8.4           | 10.5          | 11.6          | 13.2          |
| 45-49**           | 0.4           | 0.2           | 0.2           | 0.0           | 0.6           | 0.9           | 0.9           | 1.1           | 1.3           | 0.7           | 0.6           | 1.0           | 0.9           | 1.0           |
| <b>New Castle</b> |               |               |               |               |               |               |               |               |               |               |               |               |               |               |
| General           | 69.4          | 70.2          | 71.2          | 71.6          | 72.0          | 71.8          | 70.3          | 68.8          | 67.0          | 66.6          | 65.1          | 64.5          | 63.7          | 63.6          |
| 10-14             | 1.3           | 1.2           | 1.3           | 1.3           | 1.4           | 1.3           | 1.3           | 0.9           | 1.0           | 0.8           | 0.8           | 0.6           | 0.7           | 0.6           |
| 15-19             | 67.5          | 64.8          | 63.7          | 61.5          | 59.3          | 56.0          | 50.5          | 45.3          | 39.9          | 35.5          | 30.9          | 28.5          | 25.7          | 24.9          |
| 20-24             | 144.8         | 141.5         | 140.4         | 137.4         | 136.7         | 132.8         | 128.8         | 123.1         | 114.8         | 108.2         | 99.8          | 91.3          | 85.6          | 84.1          |
| 25-29             | 105.6         | 108.6         | 114.4         | 116.5         | 118.3         | 119.9         | 117.3         | 115.1         | 113.6         | 113.6         | 111.7         | 115.7         | 113.2         | 111.9         |
| 30-34             | 72.0          | 75.6          | 76.3          | 80.3          | 81.5          | 83.4          | 84.4          | 86.6          | 87.6          | 90.6          | 92.6          | 92.3          | 93.3          | 92.1          |
| 35-39             | 36.5          | 38.7          | 38.9          | 40.1          | 41.8          | 43.7          | 44.4          | 44.9          | 45.4          | 47.2          | 47.7          | 48.2          | 50.4          | 51.8          |
| 40-44             | 7.6           | 8.5           | 9.4           | 9.5           | 9.5           | 9.5           | 9.1           | 9.0           | 9.0           | 9.5           | 9.8           | 10.3          | 11.0          | 11.3          |
| 45-49**           | 0.4           | 0.4           | 0.6           | 0.7           | 0.7           | 0.6           | 0.6           | 0.5           | 0.4           | 0.4           | 0.6           | 0.8           | 0.8           | 1.1           |
| <b>Wilmington</b> |               |               |               |               |               |               |               |               |               |               |               |               |               |               |
| General           | N/A           | N/A           | N/A           | N/A           | N/A           | N/A           | N/A           | N/A           | 68.3          | 67.9          | 66.3          | 65.2          | 64.1          | 63.1          |
| 10-14             | 2.5           | 2.2           | 2.5           | 2.5           | 2.8           | 3.0           | 2.6           | 2.4           | 2.2           | 1.7           | 1.1           | 0.9           | 0.9           | 0.7           |
| 15-19             | 91.3          | 94.2          | 93.9          | 93.0          | 83.7          | 78.2          | 65.6          | 61.0          | 52.6          | 48.6          | 45.2          | 45.1          | 40.8          | 42.9          |
| 20-24             | 192.7         | 200.5         | 204.4         | 198.5         | 192.8         | 194.3         | 189.0         | 180.6         | 174.4         | 161.0         | 152.5         | 142.5         | 129.1         | 120.7         |
| 25-29             | 119.3         | 126.4         | 126.6         | 125.5         | 128.4         | 129.3         | 125.0         | 124.1         | 122.2         | 120.6         | 120.5         | 129.2         | 133.0         | 131.1         |
| 30-34             | 50.0          | 53.3          | 51.3          | 52.1          | 55.5          | 60.8          | 67.4          | 69.8          | 73.7          | 79.0          | 83.7          | 83.9          | 89.0          | 89.6          |
| 35-39             | 27.5          | 29.7          | 28.3          | 30.7          | 35.1          | 34.7          | 35.0          | 44.3          | 45.6          | 45.6          | 48.6          | 48.0          | 46.9          | 45.6          |
| 40-44             | 6.1           | 5.7           | 6.6           | 6.8           | 6.6           | 7.3           | 8.5           | 7.4           | 6.8           | 7.1           | 7.3           | 6.3           | 8.6           | 11.0          |
| 45-49**           | 1.1           | 0.7           | 0.4           | 0.9           | 0.4           | 0.6           | 0.6           | 0.6           | 0.2           | 0.2           | 0.2           | 0.2           | 0.7           | 0.9           |

**Notes:**

1. Historical rates may change from one annual report to another due to refinements in the population estimates. Therefore, historical

trends should not be examined by comparing rates from previous annual reports.

2. General fertility rates represent the total number of live births per 1,000 women 15-44 years of age.

3. Age-specific live birth rates represent the number of live births in a specific age category per 1,000 women in that age category.

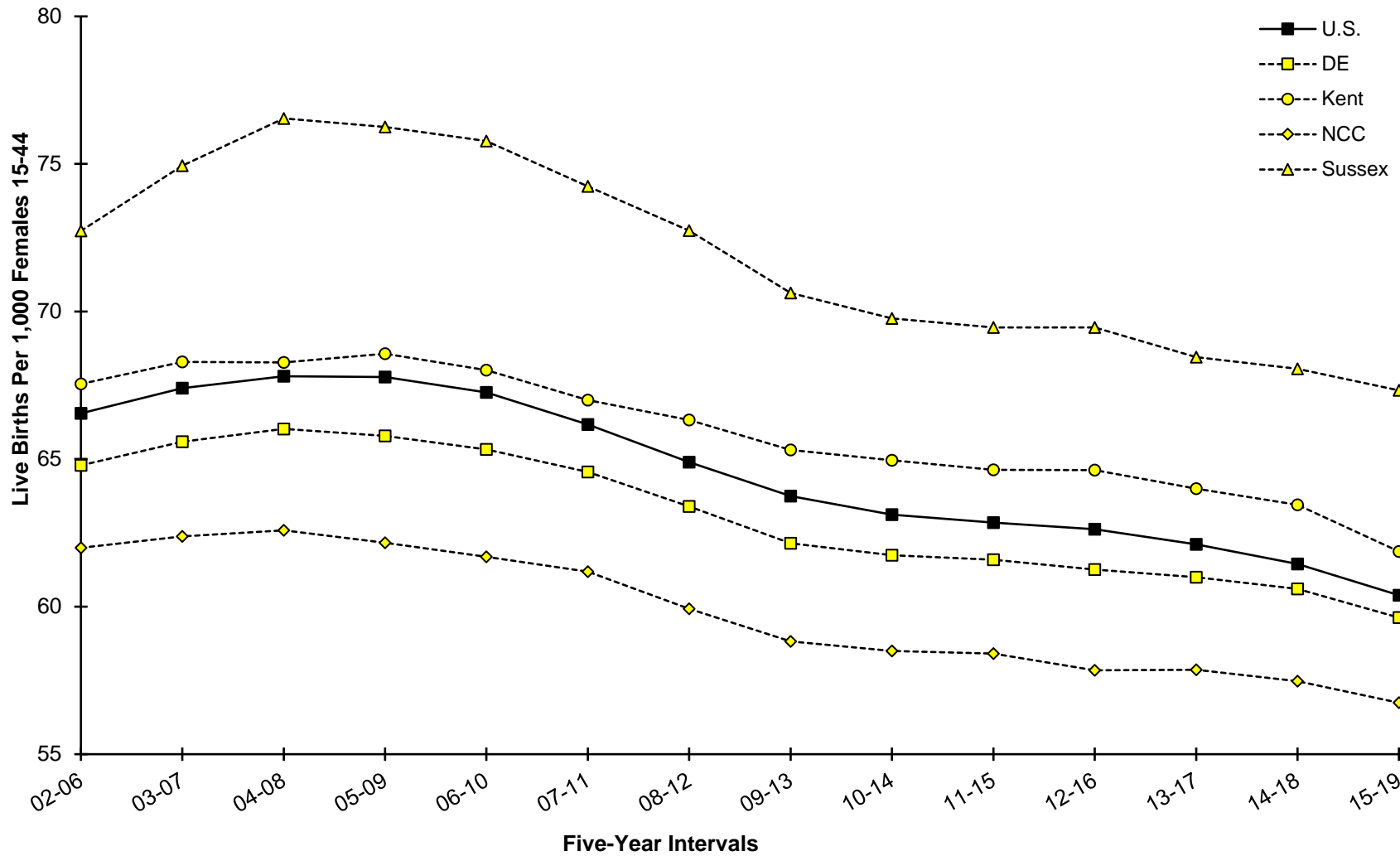
\*\* The number of births shown is the total for women aged 45-54 years. The birth rate is computed by dividing births to women aged

45-54 years by women aged 45-49 years, because most of the births in this group are to women aged 45-49.

**Sources:** National Center for Health Statistics

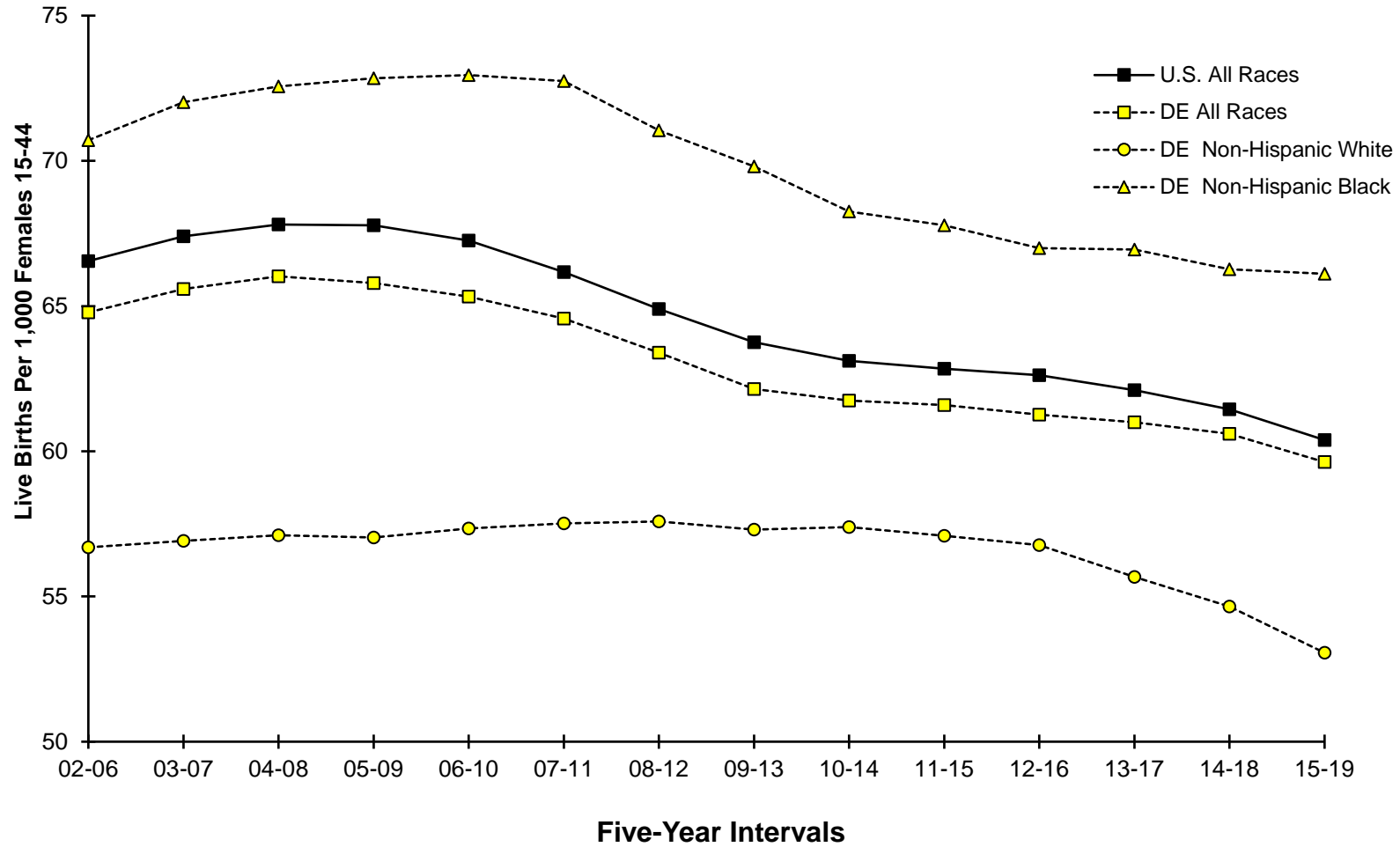
Delaware Department of Health and Social Services, Division of Public Health, Delaware Health Statistics Center

**Figure C-6. Five-Year Average General Fertility Rates, U.S., Delaware, and Counties, 2002-2019**



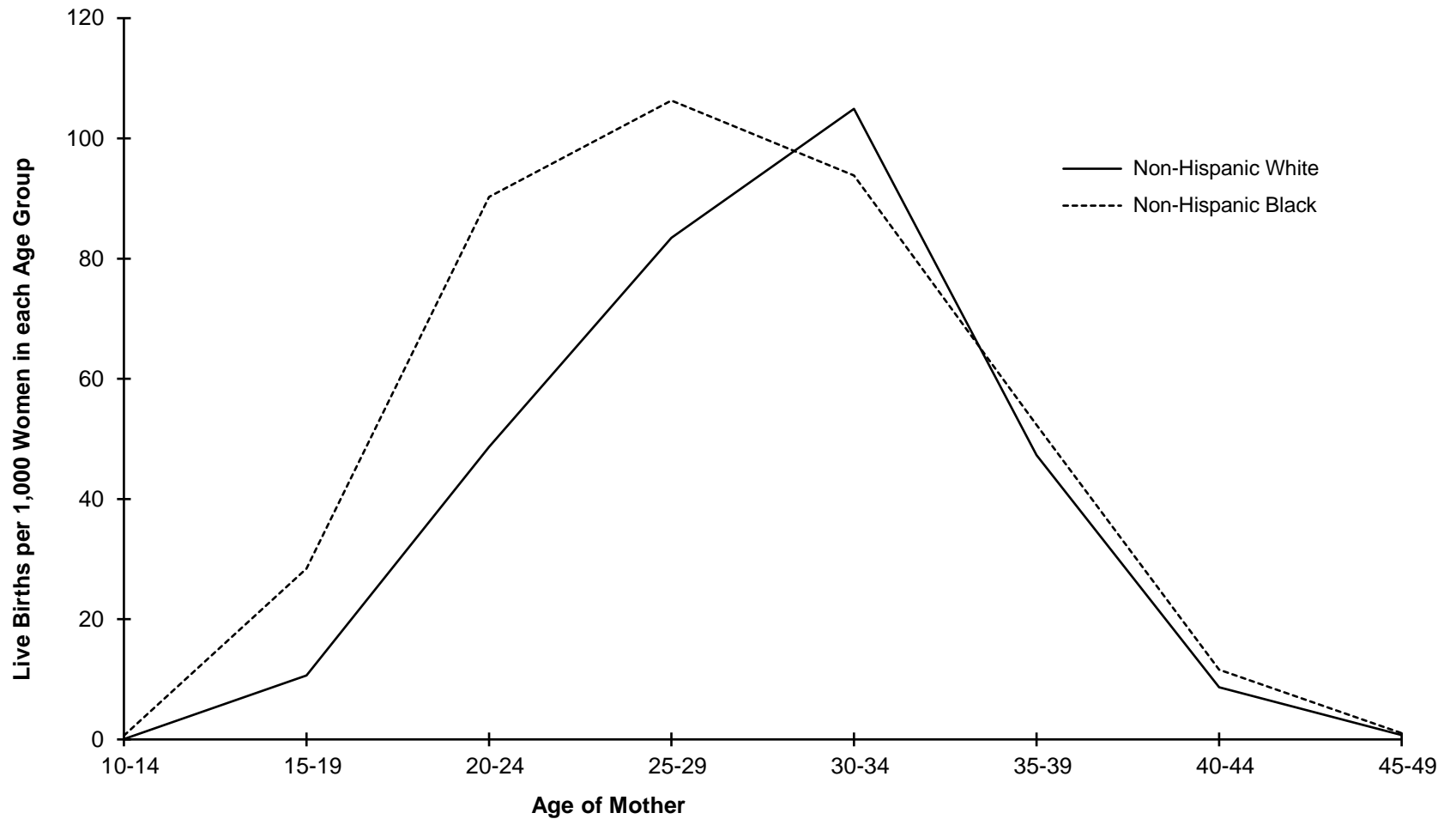
Sources: National Center for Health Statistics  
 Delaware Department of Health and Social Services, Division of Public Health, Delaware Health Statistics Center

**Figure C-7. Five-Year Average General Fertility Rates by Race, U.S., and Delaware, 2002-2019**



Sources: *National Center for Health Statistics*  
*Delaware Department of Health and Social Services, Division of Public Health, Delaware Health Statistics Center*

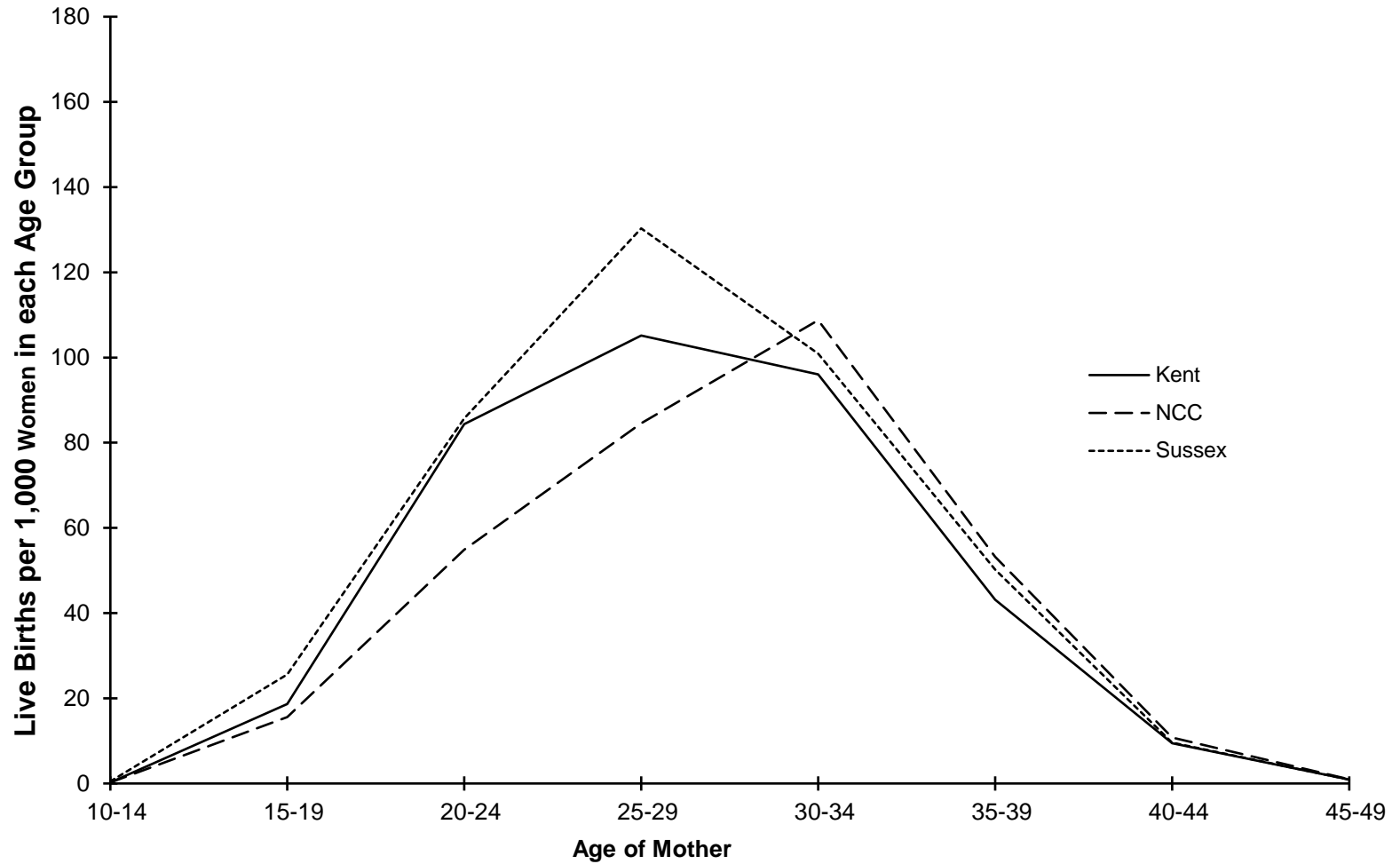
**Figure C-8. Five-Year Average Age-Specific Live Birth Rates by Race, Delaware, 2015-2019**



Sources: Delaware Department of Health and Social Services, Division of Public Health, Delaware Health Statistics Center



**Figure C-9. Five-Year Average Age-Specific Live Birth Rates by Counties, 2015-2019**



Sources: Delaware Department of Health and Social Services, Division of Public Health, Delaware Health Statistics Center

**TABLE C-9. NUMBER OF LIVE BIRTHS BY AGE, RACE, AND HISPANIC ORIGIN OF MOTHER, BY COUNTY, CITY OF WILMINGTON, AND DELAWARE, 2019**

| Area/<br>Age                    | All    | Non-Hispanic |       |                     |                                 |          |          |          |           |                   | Hispanic<br>Origin |
|---------------------------------|--------|--------------|-------|---------------------|---------------------------------|----------|----------|----------|-----------|-------------------|--------------------|
|                                 |        | White        | Black | American<br>Indian* | Asian or Pacific Islander (API) |          |          |          |           | Other/<br>Unknown |                    |
|                                 |        |              |       |                     | Chinese                         | Japanese | Hawaiian | Filipino | Other API |                   |                    |
| <b>Delaware</b>                 | 10,328 | 4,857        | 2,856 | 62                  | 116                             | 9        | 4        | 65       | 469       | 138               | 1,752              |
| <15                             | 6      | 0            | 2     | 0                   | 0                               | 0        | 0        | 0        | 0         | 0                 | 4                  |
| 15-17                           | 115    | 16           | 54    | 1                   | 0                               | 0        | 0        | 0        | 1         | 4                 | 39                 |
| 18-19                           | 324    | 64           | 163   | 3                   | 0                               | 0        | 0        | 0        | 1         | 4                 | 89                 |
| 20-24                           | 1,810  | 653          | 661   | 17                  | 2                               | 0        | 2        | 4        | 32        | 33                | 406                |
| 25-29                           | 3,129  | 1,494        | 854   | 18                  | 22                              | 1        | 2        | 22       | 156       | 27                | 533                |
| 30-34                           | 3,080  | 1,701        | 649   | 15                  | 68                              | 4        | 0        | 15       | 183       | 37                | 408                |
| 35-39                           | 1,517  | 774          | 373   | 8                   | 18                              | 3        | 0        | 21       | 87        | 26                | 207                |
| 40+                             | 347    | 155          | 100   | 0                   | 6                               | 1        | 0        | 3        | 9         | 7                 | 66                 |
| Unknown                         | 0      | 0            | 0     | 0                   | 0                               | 0        | 0        | 0        | 0         | 0                 | 0                  |
| <b>Kent</b>                     | 2,044  | 1,059        | 638   | 22                  | 3                               | 3        | 2        | 31       | 37        | 29                | 220                |
| <15                             | 0      | 0            | 0     | 0                   | 0                               | 0        | 0        | 0        | 0         | 0                 | 0                  |
| 15-17                           | 19     | 7            | 10    | 0                   | 0                               | 0        | 0        | 0        | 0         | 1                 | 1                  |
| 18-19                           | 56     | 12           | 33    | 1                   | 0                               | 0        | 0        | 0        | 0         | 1                 | 9                  |
| 20-24                           | 433    | 198          | 149   | 6                   | 0                               | 0        | 1        | 2        | 9         | 10                | 58                 |
| 25-29                           | 671    | 365          | 195   | 5                   | 1                               | 0        | 1        | 15       | 9         | 5                 | 75                 |
| 30-34                           | 563    | 326          | 156   | 8                   | 1                               | 0        | 0        | 4        | 10        | 6                 | 52                 |
| 35-39                           | 238    | 122          | 74    | 2                   | 0                               | 2        | 0        | 8        | 7         | 3                 | 20                 |
| 40+                             | 64     | 29           | 21    | 0                   | 1                               | 1        | 0        | 2        | 2         | 3                 | 5                  |
| Unknown                         | 0      | 0            | 0     | 0                   | 0                               | 0        | 0        | 0        | 0         | 0                 | 0                  |
| <b>New Castle</b>               | 6,016  | 2,555        | 1,838 | 31                  | 109                             | 5        | 2        | 25       | 415       | 60                | 976                |
| <15                             | 2      | 0            | 1     | 0                   | 0                               | 0        | 0        | 0        | 0         | 0                 | 1                  |
| 15-17                           | 59     | 5            | 32    | 0                   | 0                               | 0        | 0        | 0        | 1         | 2                 | 19                 |
| 18-19                           | 157    | 27           | 90    | 1                   | 0                               | 0        | 0        | 0        | 0         | 1                 | 38                 |
| 20-24                           | 915    | 240          | 406   | 8                   | 2                               | 0        | 1        | 1        | 23        | 16                | 218                |
| 25-29                           | 1,763  | 714          | 559   | 10                  | 20                              | 1        | 1        | 7        | 140       | 13                | 298                |
| 30-34                           | 1,935  | 1,004        | 419   | 6                   | 65                              | 3        | 0        | 6        | 171       | 16                | 245                |
| 35-39                           | 974    | 474          | 266   | 6                   | 17                              | 1        | 0        | 11       | 73        | 9                 | 117                |
| 40+                             | 211    | 91           | 65    | 0                   | 5                               | 0        | 0        | 0        | 7         | 3                 | 40                 |
| Unknown                         | 0      | 0            | 0     | 0                   | 0                               | 0        | 0        | 0        | 0         | 0                 | 0                  |
| <b>Wilmington</b>               | 826    | 162          | 514   | 7                   | 2                               | 0        | 0        | 0        | 4         | 6                 | 131                |
| <15                             | 1      | 0            | 1     | 0                   | 0                               | 0        | 0        | 0        | 0         | 0                 | 0                  |
| 15-17                           | 24     | 0            | 18    | 0                   | 0                               | 0        | 0        | 0        | 0         | 0                 | 6                  |
| 18-19                           | 47     | 2            | 38    | 0                   | 0                               | 0        | 0        | 0        | 0         | 0                 | 7                  |
| 20-24                           | 191    | 19           | 125   | 2                   | 0                               | 0        | 0        | 0        | 1         | 3                 | 41                 |
| 25-29                           | 239    | 42           | 152   | 2                   | 0                               | 0        | 0        | 0        | 2         | 1                 | 40                 |
| 30-34                           | 198    | 58           | 114   | 2                   | 2                               | 0        | 0        | 0        | 0         | 1                 | 21                 |
| 35-39                           | 102    | 31           | 58    | 1                   | 0                               | 0        | 0        | 0        | 1         | 0                 | 11                 |
| 40+                             | 24     | 10           | 8     | 0                   | 0                               | 0        | 0        | 0        | 0         | 1                 | 5                  |
| Unknown                         | 0      | 0            | 0     | 0                   | 0                               | 0        | 0        | 0        | 0         | 0                 | 0                  |
| <b>Balance of<br/>NC County</b> | 5,190  | 2,393        | 1,324 | 24                  | 107                             | 5        | 2        | 25       | 411       | 54                | 845                |
| <15                             | 1      | 0            | 0     | 0                   | 0                               | 0        | 0        | 0        | 0         | 0                 | 1                  |
| 15-17                           | 35     | 5            | 14    | 0                   | 0                               | 0        | 0        | 0        | 1         | 2                 | 13                 |
| 18-19                           | 110    | 25           | 52    | 1                   | 0                               | 0        | 0        | 0        | 0         | 1                 | 31                 |
| 20-24                           | 724    | 221          | 281   | 6                   | 2                               | 0        | 1        | 1        | 22        | 13                | 177                |
| 25-29                           | 1,524  | 672          | 407   | 8                   | 20                              | 1        | 1        | 7        | 138       | 12                | 258                |
| 30-34                           | 1,737  | 946          | 305   | 4                   | 63                              | 3        | 0        | 6        | 171       | 15                | 224                |
| 35-39                           | 872    | 443          | 208   | 5                   | 17                              | 1        | 0        | 11       | 72        | 9                 | 106                |
| 40+                             | 187    | 81           | 57    | 0                   | 5                               | 0        | 0        | 0        | 7         | 2                 | 35                 |
| Unknown                         | 0      | 0            | 0     | 0                   | 0                               | 0        | 0        | 0        | 0         | 0                 | 0                  |
| <b>Sussex</b>                   | 2,268  | 1,243        | 380   | 9                   | 4                               | 1        | 0        | 9        | 17        | 49                | 556                |
| <15                             | 4      | 0            | 1     | 0                   | 0                               | 0        | 0        | 0        | 0         | 0                 | 3                  |
| 15-17                           | 37     | 4            | 12    | 1                   | 0                               | 0        | 0        | 0        | 0         | 1                 | 19                 |
| 18-19                           | 111    | 25           | 40    | 1                   | 0                               | 0        | 0        | 0        | 1         | 2                 | 42                 |
| 20-24                           | 462    | 215          | 106   | 3                   | 0                               | 0        | 0        | 1        | 0         | 7                 | 130                |
| 25-29                           | 695    | 415          | 100   | 3                   | 1                               | 0        | 0        | 0        | 7         | 9                 | 160                |
| 30-34                           | 582    | 371          | 74    | 1                   | 2                               | 1        | 0        | 5        | 2         | 15                | 111                |
| 35-39                           | 305    | 178          | 33    | 0                   | 1                               | 0        | 0        | 2        | 7         | 14                | 70                 |
| 40+                             | 72     | 35           | 14    | 0                   | 0                               | 0        | 0        | 1        | 0         | 1                 | 21                 |
| Unknown                         | 0      | 0            | 0     | 0                   | 0                               | 0        | 0        | 0        | 0         | 0                 | 0                  |

Notes:

\*Includes any births that may have occurred to Aleut and Eskimo mothers.

Source: Delaware Department of Health and Social Services, Division of Public Health, Delaware Health Statistics Center

**TABLE C-10. NUMBER OF LIVE BIRTHS TO MARRIED MOTHERS BY AGE OF MOTHER AND AGE OF FATHER, BY COUNTY, CITY OF WILMINGTON, AND DELAWARE, 2019**

| Area/<br>Age of Mother      | Age of Father |     |       |       |       |       |       |       |     |         |
|-----------------------------|---------------|-----|-------|-------|-------|-------|-------|-------|-----|---------|
|                             | Total         | <15 | 15-17 | 18-19 | 20-24 | 25-29 | 30-34 | 35-39 | 40+ | Unknown |
| <b>Delaware</b>             | 5,451         | 0   | 1     | 7     | 213   | 1,064 | 2,024 | 1,287 | 760 | 95      |
| <15                         | 0             | 0   | 0     | 0     | 0     | 0     | 0     | 0     | 0   | 0       |
| 15-17                       | 0             | 0   | 0     | 0     | 0     | 0     | 0     | 0     | 0   | 0       |
| 18-19                       | 21            | 0   | 1     | 2     | 13    | 4     | 0     | 1     | 0   | 0       |
| 20-24                       | 372           | 0   | 0     | 3     | 147   | 143   | 46    | 14    | 7   | 12      |
| 25-29                       | 1,617         | 0   | 0     | 2     | 42    | 719   | 630   | 151   | 45  | 28      |
| 30-34                       | 2,125         | 0   | 0     | 0     | 9     | 171   | 1,172 | 570   | 179 | 24      |
| 35-39                       | 1,085         | 0   | 0     | 0     | 2     | 22    | 159   | 513   | 361 | 28      |
| 40+                         | 231           | 0   | 0     | 0     | 0     | 5     | 17    | 38    | 168 | 3       |
| Unknown                     | 0             | 0   | 0     | 0     | 0     | 0     | 0     | 0     | 0   | 0       |
| <b>Kent</b>                 | 1,055         | 0   | 0     | 2     | 74    | 296   | 367   | 184   | 124 | 8       |
| <15                         | 0             | 0   | 0     | 0     | 0     | 0     | 0     | 0     | 0   | 0       |
| 15-17                       | 0             | 0   | 0     | 0     | 0     | 0     | 0     | 0     | 0   | 0       |
| 18-19                       | 4             | 0   | 0     | 1     | 2     | 1     | 0     | 0     | 0   | 0       |
| 20-24                       | 119           | 0   | 0     | 1     | 57    | 48    | 9     | 1     | 2   | 1       |
| 25-29                       | 380           | 0   | 0     | 0     | 13    | 192   | 136   | 33    | 4   | 2       |
| 30-34                       | 359           | 0   | 0     | 0     | 2     | 50    | 203   | 71    | 31  | 2       |
| 35-39                       | 150           | 0   | 0     | 0     | 0     | 5     | 17    | 74    | 52  | 2       |
| 40+                         | 43            | 0   | 0     | 0     | 0     | 0     | 2     | 5     | 35  | 1       |
| Unknown                     | 0             | 0   | 0     | 0     | 0     | 0     | 0     | 0     | 0   | 0       |
| <b>New Castle</b>           | 3,309         | 0   | 0     | 1     | 87    | 505   | 1,317 | 870   | 477 | 52      |
| <15                         | 0             | 0   | 0     | 0     | 0     | 0     | 0     | 0     | 0   | 0       |
| 15-17                       | 0             | 0   | 0     | 0     | 0     | 0     | 0     | 0     | 0   | 0       |
| 18-19                       | 9             | 0   | 0     | 0     | 6     | 2     | 0     | 1     | 0   | 0       |
| 20-24                       | 161           | 0   | 0     | 0     | 58    | 55    | 26    | 11    | 3   | 8       |
| 25-29                       | 872           | 0   | 0     | 1     | 17    | 356   | 369   | 90    | 26  | 13      |
| 30-34                       | 1,405         | 0   | 0     | 0     | 5     | 79    | 804   | 395   | 109 | 13      |
| 35-39                       | 721           | 0   | 0     | 0     | 1     | 11    | 107   | 350   | 235 | 17      |
| 40+                         | 141           | 0   | 0     | 0     | 0     | 2     | 11    | 23    | 104 | 1       |
| Unknown                     | 0             | 0   | 0     | 0     | 0     | 0     | 0     | 0     | 0   | 0       |
| <b>Wilmington</b>           | 221           | 0   | 0     | 0     | 10    | 38    | 76    | 50    | 41  | 6       |
| <15                         | 0             | 0   | 0     | 0     | 0     | 0     | 0     | 0     | 0   | 0       |
| 15-17                       | 0             | 0   | 0     | 0     | 0     | 0     | 0     | 0     | 0   | 0       |
| 18-19                       | 0             | 0   | 0     | 0     | 0     | 0     | 0     | 0     | 0   | 0       |
| 20-24                       | 20            | 0   | 0     | 0     | 7     | 10    | 2     | 1     | 0   | 0       |
| 25-29                       | 49            | 0   | 0     | 0     | 2     | 22    | 16    | 4     | 2   | 3       |
| 30-34                       | 87            | 0   | 0     | 0     | 1     | 5     | 46    | 20    | 14  | 1       |
| 35-39                       | 52            | 0   | 0     | 0     | 0     | 1     | 10    | 22    | 17  | 2       |
| 40+                         | 13            | 0   | 0     | 0     | 0     | 0     | 2     | 3     | 8   | 0       |
| Unknown                     | 0             | 0   | 0     | 0     | 0     | 0     | 0     | 0     | 0   | 0       |
| <b>Balance of NC County</b> | 3,088         | 0   | 0     | 1     | 77    | 467   | 1,241 | 820   | 436 | 46      |
| <15                         | 0             | 0   | 0     | 0     | 0     | 0     | 0     | 0     | 0   | 0       |
| 15-17                       | 0             | 0   | 0     | 0     | 0     | 0     | 0     | 0     | 0   | 0       |
| 18-19                       | 9             | 0   | 0     | 0     | 6     | 2     | 0     | 1     | 0   | 0       |
| 20-24                       | 141           | 0   | 0     | 0     | 51    | 45    | 24    | 10    | 3   | 8       |
| 25-29                       | 823           | 0   | 0     | 1     | 15    | 334   | 353   | 86    | 24  | 10      |
| 30-34                       | 1,318         | 0   | 0     | 0     | 4     | 74    | 758   | 375   | 95  | 12      |
| 35-39                       | 669           | 0   | 0     | 0     | 1     | 10    | 97    | 328   | 218 | 15      |
| 40+                         | 128           | 0   | 0     | 0     | 0     | 2     | 9     | 20    | 96  | 1       |
| Unknown                     | 0             | 0   | 0     | 0     | 0     | 0     | 0     | 0     | 0   | 0       |
| <b>Sussex</b>               | 1,087         | 0   | 1     | 4     | 52    | 263   | 340   | 233   | 159 | 35      |
| <15                         | 0             | 0   | 0     | 0     | 0     | 0     | 0     | 0     | 0   | 0       |
| 15-17                       | 0             | 0   | 0     | 0     | 0     | 0     | 0     | 0     | 0   | 0       |
| 18-19                       | 8             | 0   | 1     | 1     | 5     | 1     | 0     | 0     | 0   | 0       |
| 20-24                       | 92            | 0   | 0     | 2     | 32    | 40    | 11    | 2     | 2   | 3       |
| 25-29                       | 365           | 0   | 0     | 1     | 12    | 171   | 125   | 28    | 15  | 13      |
| 30-34                       | 361           | 0   | 0     | 0     | 2     | 42    | 165   | 104   | 39  | 9       |
| 35-39                       | 214           | 0   | 0     | 0     | 1     | 6     | 35    | 89    | 74  | 9       |
| 40+                         | 47            | 0   | 0     | 0     | 0     | 3     | 4     | 10    | 29  | 1       |
| Unknown                     | 0             | 0   | 0     | 0     | 0     | 0     | 0     | 0     | 0   | 0       |

Note:  
This table only includes births to married mothers since information regarding the father is not usually collected when the mother is single. See Technical Notes for details.

Source: Delaware Department of Health and Social Services, Division of Public Health, Delaware Health Statistics Center

**TABLE C-11. NUMBER OF LIVE BIRTHS BY EDUCATION AND AGE OF MOTHER, BY COUNTY, CITY OF WILMINGTON, AND DELAWARE, 2019**

| Area/<br>Education      | Age    |     |       |       |       |       |       |       |     |         |
|-------------------------|--------|-----|-------|-------|-------|-------|-------|-------|-----|---------|
|                         | Total  | <15 | 15-17 | 18-19 | 20-24 | 25-29 | 30-34 | 35-39 | 40+ | Unknown |
| <b>Delaware</b>         | 10,328 | 6   | 115   | 324   | 1,810 | 3,129 | 3,080 | 1,517 | 347 | 0       |
| <9                      | 471    | 5   | 6     | 18    | 81    | 110   | 129   | 90    | 32  | 0       |
| 9 to 11                 | 913    | 1   | 99    | 99    | 228   | 229   | 156   | 86    | 15  | 0       |
| H.S. Graduate           | 2,846  | 0   | 9     | 168   | 891   | 927   | 533   | 252   | 66  | 0       |
| 1 to 3 College          | 2,680  | 0   | 0     | 34    | 520   | 966   | 745   | 329   | 86  | 0       |
| 4+ College              | 3,335  | 0   | 0     | 0     | 77    | 870   | 1,496 | 746   | 146 | 0       |
| Unknown                 | 83     | 0   | 1     | 5     | 13    | 27    | 21    | 14    | 2   | 0       |
| <b>Kent</b>             | 2,044  | 0   | 19    | 56    | 433   | 671   | 563   | 238   | 64  | 0       |
| <9                      | 83     | 0   | 0     | 0     | 19    | 18    | 26    | 13    | 7   | 0       |
| 9 to 11                 | 187    | 0   | 17    | 13    | 58    | 45    | 35    | 16    | 3   | 0       |
| H.S. Graduate           | 563    | 0   | 1     | 34    | 184   | 186   | 109   | 36    | 13  | 0       |
| 1 to 3 College          | 693    | 0   | 0     | 8     | 156   | 241   | 192   | 73    | 23  | 0       |
| 4+ College              | 495    | 0   | 0     | 0     | 15    | 170   | 198   | 94    | 18  | 0       |
| Unknown                 | 23     | 0   | 1     | 1     | 1     | 11    | 3     | 6     | 0   | 0       |
| <b>New Castle</b>       | 6,016  | 2   | 59    | 157   | 915   | 1,763 | 1,935 | 974   | 211 | 0       |
| <9                      | 141    | 2   | 1     | 4     | 14    | 36    | 41    | 33    | 10  | 0       |
| 9 to 11                 | 439    | 0   | 53    | 54    | 98    | 106   | 73    | 47    | 8   | 0       |
| H.S. Graduate           | 1,621  | 0   | 5     | 79    | 501   | 550   | 295   | 151   | 40  | 0       |
| 1 to 3 College          | 1,404  | 0   | 0     | 16    | 243   | 494   | 414   | 195   | 42  | 0       |
| 4+ College              | 2,364  | 0   | 0     | 0     | 50    | 566   | 1,098 | 541   | 109 | 0       |
| Unknown                 | 47     | 0   | 0     | 4     | 9     | 11    | 14    | 7     | 2   | 0       |
| Wilmington              | 826    | 1   | 24    | 47    | 191   | 239   | 198   | 102   | 24  | 0       |
| <9                      | 13     | 1   | 0     | 2     | 1     | 3     | 1     | 4     | 1   | 0       |
| 9 to 11                 | 127    | 0   | 22    | 19    | 17    | 28    | 24    | 16    | 1   | 0       |
| H.S. Graduate           | 362    | 0   | 2     | 24    | 131   | 121   | 56    | 21    | 7   | 0       |
| 1 to 3 College          | 163    | 0   | 0     | 2     | 35    | 56    | 43    | 23    | 4   | 0       |
| 4+ College              | 153    | 0   | 0     | 0     | 7     | 28    | 70    | 37    | 11  | 0       |
| Unknown                 | 8      | 0   | 0     | 0     | 0     | 3     | 4     | 1     | 0   | 0       |
| Balance of<br>NC County | 5,190  | 1   | 35    | 110   | 724   | 1,524 | 1,737 | 872   | 187 | 0       |
| <9                      | 128    | 1   | 1     | 2     | 13    | 33    | 40    | 29    | 9   | 0       |
| 9 to 11                 | 312    | 0   | 31    | 35    | 81    | 78    | 49    | 31    | 7   | 0       |
| H.S. Graduate           | 1,259  | 0   | 3     | 55    | 370   | 429   | 239   | 130   | 33  | 0       |
| 1 to 3 College          | 1,241  | 0   | 0     | 14    | 208   | 438   | 371   | 172   | 38  | 0       |
| 4+ College              | 2,211  | 0   | 0     | 0     | 43    | 538   | 1,028 | 504   | 98  | 0       |
| Unknown                 | 39     | 0   | 0     | 4     | 9     | 8     | 10    | 6     | 2   | 0       |
| <b>Sussex</b>           | 2,268  | 4   | 37    | 111   | 462   | 695   | 582   | 305   | 72  | 0       |
| <9                      | 247    | 3   | 5     | 14    | 48    | 56    | 62    | 44    | 15  | 0       |
| 9 to 11                 | 287    | 1   | 29    | 32    | 72    | 78    | 48    | 23    | 4   | 0       |
| H.S. Graduate           | 662    | 0   | 3     | 55    | 206   | 191   | 129   | 65    | 13  | 0       |
| 1 to 3 College          | 583    | 0   | 0     | 10    | 121   | 231   | 139   | 61    | 21  | 0       |
| 4+ College              | 476    | 0   | 0     | 0     | 12    | 134   | 200   | 111   | 19  | 0       |
| Unknown                 | 13     | 0   | 0     | 0     | 3     | 5     | 4     | 1     | 0   | 0       |

Source: Delaware Department of Health and Social Services, Division of Public Health, Delaware Health Statistics Center

**TABLE C-12. NUMBER AND PERCENTAGE OF LIVE BIRTHS BY EDUCATION, RACE, AND HISPANIC ORIGIN OF MOTHER , BY COUNTY, CITY OF WILMINGTON, AND DELAWARE, 2019**

| Area/<br>Education              | Total  |         | Non-Hispanic |         |        |         |        |         | Hispanic<br>Origin* |         |
|---------------------------------|--------|---------|--------------|---------|--------|---------|--------|---------|---------------------|---------|
|                                 | Number | Percent | White        |         | Black  |         | Other  |         | Number              | Percent |
|                                 |        |         | Number       | Percent | Number | Percent | Number | Percent |                     |         |
| <b>Delaware</b>                 | 10,328 | 100     | 4,857        | 100     | 2,856  | 100     | 863    | 100     | 1,752               | 100     |
| <9                              | 471    | 5       | 80           | 2       | 24     | 1       | 15     | 2       | 352                 | 20      |
| 9 to 11                         | 913    | 9       | 288          | 6       | 312    | 11      | 36     | 4       | 277                 | 16      |
| H.S. Grad.                      | 2,846  | 28      | 1,030        | 21      | 1,110  | 39      | 130    | 15      | 576                 | 33      |
| 1 to 3 College                  | 2,680  | 26      | 1,348        | 28      | 837    | 29      | 152    | 18      | 343                 | 20      |
| 4+ College                      | 3,335  | 32      | 2,087        | 43      | 541    | 19      | 522    | 60      | 185                 | 11      |
| Unknown                         | 83     | 1       | 24           | 0       | 32     | 1       | 8      | 1       | 19                  | 1       |
| <b>Kent</b>                     | 2,044  | 100     | 1,059        | 100     | 638    | 100     | 127    | 100     | 220                 | 100     |
| <9                              | 83     | 4       | 60           | 6       | 4      | 1       | 2      | 2       | 17                  | 8       |
| 9 to 11                         | 187    | 9       | 79           | 7       | 65     | 10      | 15     | 12      | 28                  | 13      |
| H.S. Grad.                      | 563    | 28      | 252          | 24      | 213    | 33      | 26     | 20      | 72                  | 33      |
| 1 to 3 College                  | 693    | 34      | 350          | 33      | 229    | 36      | 40     | 31      | 74                  | 34      |
| 4+ College                      | 495    | 24      | 310          | 29      | 119    | 19      | 41     | 32      | 25                  | 11      |
| Unknown                         | 23     | 1       | 8            | 1       | 8      | 1       | 3      | 2       | 4                   | 2       |
| <b>New Castle</b>               | 6,016  | 100     | 2,555        | 100     | 1,838  | 100     | 647    | 100     | 976                 | 100     |
| <9                              | 141    | 2       | 13           | 1       | 11     | 1       | 8      | 1       | 109                 | 11      |
| 9 to 11                         | 439    | 7       | 92           | 4       | 185    | 10      | 15     | 2       | 147                 | 15      |
| H.S. Grad.                      | 1,621  | 27      | 458          | 18      | 730    | 40      | 69     | 11      | 364                 | 37      |
| 1 to 3 College                  | 1,404  | 23      | 604          | 24      | 507    | 28      | 89     | 14      | 204                 | 21      |
| 4+ College                      | 2,364  | 39      | 1,376        | 54      | 388    | 21      | 461    | 71      | 139                 | 14      |
| Unknown                         | 47     | 1       | 12           | 0       | 17     | 1       | 5      | 1       | 13                  | 1       |
| <b>Wilmington</b>               | 826    | 100     | 162          | 100     | 514    | 100     | 19     | 100     | 131                 | 100     |
| <9                              | 13     | 2       | 0            | 0       | 5      | 1       | 0      | 0       | 8                   | 6       |
| 9 to 11                         | 127    | 15      | 9            | 6       | 90     | 18      | 3      | 16      | 25                  | 19      |
| H.S. Grad.                      | 362    | 44      | 30           | 19      | 259    | 50      | 3      | 16      | 70                  | 53      |
| 1 to 3 College                  | 163    | 20      | 28           | 17      | 112    | 22      | 6      | 32      | 17                  | 13      |
| 4+ College                      | 153    | 19      | 94           | 58      | 43     | 8       | 6      | 32      | 10                  | 8       |
| Unknown                         | 8      | 1       | 1            | 1       | 5      | 1       | 1      | 5       | 1                   | 1       |
| <b>Balance of<br/>NC County</b> | 5,190  | 100     | 2,393        | 100     | 1,324  | 100     | 628    | 100     | 845                 | 100     |
| <9                              | 128    | 2       | 13           | 1       | 6      | 0       | 8      | 1       | 101                 | 12      |
| 9 to 11                         | 312    | 6       | 83           | 3       | 95     | 7       | 12     | 2       | 122                 | 14      |
| H.S. Grad.                      | 1,259  | 24      | 428          | 18      | 471    | 36      | 66     | 11      | 294                 | 35      |
| 1 to 3 College                  | 1,241  | 24      | 576          | 24      | 395    | 30      | 83     | 13      | 187                 | 22      |
| 4+ College                      | 2,211  | 43      | 1,282        | 54      | 345    | 26      | 455    | 72      | 129                 | 15      |
| Unknown                         | 39     | 1       | 11           | 0       | 12     | 1       | 4      | 1       | 12                  | 1       |
| <b>Sussex</b>                   | 2,268  | 100     | 1,243        | 100     | 380    | 100     | 89     | 100     | 556                 | 100     |
| <9                              | 247    | 11      | 7            | 1       | 9      | 2       | 5      | 6       | 226                 | 41      |
| 9 to 11                         | 287    | 13      | 117          | 9       | 62     | 16      | 6      | 7       | 102                 | 18      |
| H.S. Grad.                      | 662    | 29      | 320          | 26      | 167    | 44      | 35     | 39      | 140                 | 25      |
| 1 to 3 College                  | 583    | 26      | 394          | 32      | 101    | 27      | 23     | 26      | 65                  | 12      |
| 4+ College                      | 476    | 21      | 401          | 32      | 34     | 9       | 20     | 22      | 21                  | 4       |
| Unknown                         | 13     | 1       | 4            | 0       | 7      | 2       | 0      | 0       | 2                   | 0       |

*Notes:*

1. Percentages may not add to 100% due to rounding.
  2. Percentages are calculated based upon the total number of births in each race/origin category.
  3. Percentages for the categories "Other" and "Hispanic" should be interpreted with caution due to small numbers.
- \* Mothers of Hispanic origin may be of any race. See Hispanic Origin and Race in the Technical Notes.

Source: Delaware Department of Health and Social Services, Division of Public Health, Delaware Health Statistics Center

**TABLE C-13. FIVE-YEAR AVERAGE PERCENTAGE OF LIVE BIRTHS TO SINGLE MOTHERS BY AGE OF MOTHER, BY COUNTY, CITY OF WILMINGTON, U.S., AND DELAWARE, 2002-2019**

**ALL RACES**

| Area/<br>Age            | 2002<br>-2006 | 2003<br>-2007 | 2004<br>-2008 | 2005<br>-2009 | 2006<br>-2010 | 2007<br>-2011 | 2008<br>-2012 | 2009<br>-2013 | 2010<br>-2014 | 2011<br>-2015 | 2012<br>-2016 | 2013<br>-2017 | 2014<br>-2018 | 2015<br>-2019 |
|-------------------------|---------------|---------------|---------------|---------------|---------------|---------------|---------------|---------------|---------------|---------------|---------------|---------------|---------------|---------------|
| <b>U.S.</b>             | 36.0          | 37.1          | 38.3          | 39.4          | 40.1          | 40.6          | 40.8          | 40.8          | 40.6          | 40.5          | 40.3          | 39.2          | 38.2          | 37.2          |
| <20                     | 82.5          | 83.6          | 84.7          | 85.6          | 86.4          | 87.2          | 87.9          | 88.3          | 88.6          | 88.8          | 88.9          | 87.5          | 86.2          | 85.0          |
| 20-24                   | 54.8          | 56.4          | 57.9          | 59.3          | 60.6          | 61.8          | 62.9          | 63.8          | 64.6          | 65.2          | 65.5          | 64.5          | 63.4          | 62.3          |
| 25-29                   | 28.1          | 29.4          | 30.8          | 31.9          | 32.8          | 33.5          | 34.1          | 34.6          | 35.2          | 35.9          | 36.7          | 36.7          | 36.6          | 36.5          |
| 30+                     | 16.1          | 16.9          | 17.8          | 18.6          | 19.4          | 20.1          | 20.7          | 21.2          | 21.6          | 22.1          | 22.4          | 22.1          | 21.8          | 21.5          |
| <b>Delaware</b>         | 42.9          | 44.1          | 45.4          | 46.4          | 47.0          | 47.6          | 47.7          | 47.6          | 47.4          | 47.2          | 46.6          | 46.7          | 46.6          | 46.7          |
| <20                     | 91.4          | 92.1          | 92.8          | 93.2          | 93.3          | 93.7          | 93.9          | 94.0          | 94.2          | 94.4          | 94.5          | 94.7          | 94.4          | 94.5          |
| 20-24                   | 68.3          | 69.6          | 70.6          | 71.6          | 72.7          | 73.9          | 74.5          | 75.0          | 75.7          | 76.1          | 76.0          | 76.0          | 76.4          | 76.8          |
| 25-29                   | 34.4          | 36.3          | 38.0          | 39.6          | 40.6          | 41.9          | 42.7          | 43.6          | 43.8          | 44.6          | 44.8          | 45.9          | 46.5          | 47.5          |
| 30+                     | 17.7          | 18.5          | 19.8          | 20.9          | 21.8          | 22.9          | 24.0          | 24.8          | 25.7          | 26.5          | 26.9          | 27.8          | 28.3          | 28.9          |
| <b>Kent</b>             | 41.8          | 42.8          | 43.6          | 43.9          | 44.0          | 45.0          | 45.1          | 45.0          | 45.0          | 45.7          | 45.7          | 46.2          | 46.5          | 47.1          |
| <20                     | 86.1          | 87.3          | 88.6          | 89.0          | 89.1          | 90.0          | 90.3          | 91.4          | 91.8          | 92.5          | 92.5          | 92.8          | 92.4          | 92.5          |
| 20-24                   | 57.1          | 58.9          | 60.1          | 60.9          | 61.6          | 63.0          | 64.2          | 64.9          | 66.1          | 67.8          | 67.8          | 67.1          | 67.6          | 68.3          |
| 25-29                   | 30.6          | 31.1          | 32.5          | 33.1          | 34.2          | 35.5          | 36.9          | 37.0          | 37.8          | 39.6          | 40.4          | 41.9          | 43.0          | 43.9          |
| 30+                     | 17.4          | 18.5          | 19.6          | 20.6          | 20.9          | 22.5          | 22.9          | 23.8          | 24.6          | 25.8          | 26.6          | 28.4          | 29.3          | 31.3          |
| <b>New Castle</b>       | 40.4          | 41.4          | 42.6          | 44.0          | 44.8          | 45.4          | 45.7          | 45.8          | 45.5          | 45.1          | 44.6          | 44.7          | 44.7          | 44.8          |
| <20                     | 93.0          | 93.5          | 94.3          | 94.9          | 95.1          | 95.3          | 95.4          | 94.9          | 95.1          | 95.3          | 95.4          | 95.3          | 95.3          | 95.6          |
| 20-24                   | 72.2          | 73.5          | 74.2          | 75.5          | 76.8          | 78.1          | 78.5          | 79.1          | 79.8          | 80.1          | 80.4          | 80.5          | 81.1          | 81.4          |
| 25-29                   | 33.5          | 35.6          | 37.3          | 39.1          | 40.3          | 41.8          | 42.6          | 43.7          | 43.9          | 44.2          | 44.5          | 45.8          | 46.6          | 48.1          |
| 30+                     | 16.0          | 16.8          | 18.0          | 19.3          | 20.2          | 21.2          | 22.3          | 23.1          | 23.9          | 24.6          | 25.1          | 25.9          | 26.4          | 26.8          |
| Wilmington              | 69.9          | 70.3          | 71.0          | 71.6          | 71.1          | 70.6          | 70.1          | 69.3          | 68.1          | 68.2          | 68.3          | 68.8          | 69.3          | 70.9          |
| <20                     | 96.4          | 97.0          | 97.6          | 98.1          | 97.9          | 97.9          | 97.7          | 97.5          | 96.9          | 97.1          | 97.2          | 96.8          | 96.9          | 98.0          |
| 20-24                   | 86.6          | 87.6          | 88.3          | 89.5          | 90.0          | 90.7          | 90.5          | 90.8          | 90.9          | 91.5          | 91.0          | 91.4          | 90.7          | 90.7          |
| 25-29                   | 62.8          | 63.4          | 63.5          | 65.8          | 65.4          | 66.7          | 67.9          | 69.7          | 68.0          | 69.4          | 69.4          | 72.1          | 73.0          | 75.9          |
| 30+                     | 37.7          | 38.7          | 40.5          | 41.2          | 40.4          | 40.1          | 40.9          | 40.2          | 41.2          | 42.7          | 45.2          | 45.8          | 47.9          | 49.6          |
| Balance of<br>NC County | 34.2          | 35.4          | 36.7          | 38.0          | 39.2          | 40.3          | 40.8          | 41.2          | 41.2          | 40.8          | 40.2          | 40.3          | 40.3          | 40.3          |
| <20                     | 91.1          | 91.7          | 92.6          | 93.2          | 93.7          | 94.1          | 94.4          | 93.8          | 94.3          | 94.5          | 94.6          | 94.7          | 94.7          | 94.6          |
| 20-24                   | 67.5          | 68.9          | 69.7          | 71.0          | 72.6          | 74.3          | 75.1          | 76.0          | 76.9          | 77.2          | 77.6          | 77.6          | 78.5          | 78.9          |
| 25-29                   | 28.6          | 30.8          | 32.6          | 34.0          | 35.6          | 37.2          | 38.0          | 39.1          | 39.8          | 39.9          | 40.3          | 41.3          | 42.2          | 43.5          |
| 30+                     | 13.3          | 14.0          | 15.1          | 16.3          | 17.4          | 18.5          | 19.7          | 20.7          | 21.4          | 22.0          | 22.3          | 23.1          | 23.5          | 23.8          |
| <b>Sussex</b>           | 52.4          | 53.9          | 55.3          | 56.1          | 56.2          | 56.6          | 56.1          | 55.8          | 55.4          | 54.9          | 53.5          | 53.3          | 52.2          | 51.7          |
| <20                     | 92.0          | 92.8          | 93.0          | 93.0          | 92.6          | 93.3          | 93.2          | 93.8          | 94.3          | 94.1          | 94.2          | 94.8          | 94.2          | 93.8          |
| 20-24                   | 70.3          | 71.3          | 72.5          | 73.4          | 74.4          | 75.6          | 75.9          | 76.0          | 76.3          | 76.0          | 75.0          | 75.6          | 75.7          | 76.0          |
| 25-29                   | 41.3          | 43.8          | 45.2          | 47.4          | 47.6          | 48.7          | 48.8          | 50.0          | 49.6          | 50.7          | 50.1          | 50.5          | 49.7          | 49.7          |
| 30+                     | 26.1          | 26.6          | 28.0          | 28.6          | 29.5          | 30.6          | 31.7          | 32.2          | 33.7          | 34.3          | 33.8          | 33.9          | 33.8          | 33.6          |

Sources: National Center for Health Statistics  
Delaware Department of Health and Social Services, Division of Public Health, Delaware Health Statistics Center

**TABLE C-14. FIVE-YER AVERAGE PERCENTAGE OF LIVE BIRTHS TO SINGLE MOTHERS BY AGE OF MOTHER, BY COUNTY, CITY OF WILMINGTON, U.S., AND DELAWARE, 2002-2019**

**NON-HISPANIC WHITE**

| Area/<br>Age                    | 2002<br>-2006 | 2003<br>-2007 | 2004<br>-2008 | 2005<br>-2009 | 2006<br>-2010 | 2007<br>-2011 | 2008<br>-2012 | 2009<br>-2013 | 2010<br>-2014 | 2011<br>-2015 | 2012<br>-2016 | 2013<br>-2017 | 2014<br>-2018 | 2015<br>-2019 |
|---------------------------------|---------------|---------------|---------------|---------------|---------------|---------------|---------------|---------------|---------------|---------------|---------------|---------------|---------------|---------------|
| <b>U.S.</b>                     | 24.6          | 25.6          | 26.6          | 27.5          | 28.2          | 28.7          | 29.0          | 29.1          | 29.2          | 29.2          | 29.2          | 28.8          | 28.4          | 27.9          |
| <20                             | 77.8          | 79.0          | 80.0          | 80.9          | 81.8          | 82.8          | 83.5          | 84.1          | 84.6          | 84.8          | 85.0          | 84.8          | 84.6          | 84.5          |
| 20-24                           | 44.6          | 46.2          | 47.7          | 49.1          | 50.4          | 51.6          | 52.7          | 53.7          | 54.6          | 55.2          | 55.7          | 55.6          | 55.3          | 54.9          |
| 25-29                           | 17.4          | 18.5          | 19.7          | 20.7          | 21.5          | 22.2          | 22.9          | 23.5          | 24.2          | 25.0          | 25.8          | 26.3          | 26.6          | 26.8          |
| 30+                             | 9.2           | 9.6           | 10.2          | 10.7          | 11.3          | 11.9          | 12.5          | 13.0          | 13.5          | 13.9          | 14.4          | 14.5          | 14.6          | 14.6          |
| <b>Delaware</b>                 | 29.3          | 30.3          | 31.3          | 32.5          | 33.3          | 34.2          | 34.8          | 35.2          | 35.5          | 35.4          | 35.1          | 34.9          | 34.8          | 34.5          |
| <20                             | 88.3          | 89.3          | 90.0          | 90.5          | 91.1          | 91.5          | 92.0          | 92.3          | 92.6          | 92.4          | 92.2          | 91.7          | 90.8          | 90.3          |
| 20-24                           | 58.3          | 59.7          | 60.8          | 61.7          | 62.8          | 64.1          | 65.0          | 65.7          | 67.0          | 67.5          | 67.5          | 67.6          | 68.0          | 68.3          |
| 25-29                           | 22.1          | 23.6          | 25.2          | 27.0          | 28.2          | 29.7          | 30.6          | 31.9          | 32.5          | 33.3          | 33.9          | 35.1          | 35.8          | 36.4          |
| 30+                             | 10.4          | 10.7          | 11.6          | 12.3          | 12.9          | 14.1          | 15.4          | 16.3          | 17.4          | 18.3          | 18.8          | 19.0          | 19.5          | 20.0          |
| <b>Kent</b>                     | 31.3          | 32.3          | 32.8          | 32.9          | 33.0          | 33.9          | 33.9          | 34.0          | 34.5          | 34.7          | 34.6          | 34.8          | 35.6          | 35.7          |
| <20                             | 82.0          | 83.4          | 84.5          | 84.9          | 85.9          | 86.5          | 87.4          | 89.0          | 89.3          | 89.5          | 89.0          | 89.5          | 88.2          | 87.7          |
| 20-24                           | 46.7          | 48.1          | 49.3          | 49.7          | 50.5          | 51.4          | 53.0          | 53.8          | 55.4          | 56.4          | 56.5          | 55.9          | 56.7          | 56.8          |
| 25-29                           | 21.6          | 22.0          | 22.8          | 23.1          | 24.2          | 25.5          | 26.0          | 26.5          | 27.7          | 28.5          | 28.9          | 30.6          | 32.4          | 33.3          |
| 30+                             | 12.2          | 13.1          | 13.9          | 14.3          | 14.2          | 15.8          | 16.5          | 17.2          | 18.0          | 19.3          | 19.8          | 20.3          | 21.3          | 22.6          |
| <b>New Castle</b>               | 26.0          | 26.8          | 27.8          | 29.3          | 30.3          | 31.4          | 32.1          | 32.6          | 32.8          | 32.6          | 32.3          | 32.2          | 31.9          | 31.4          |
| <20                             | 91.9          | 92.6          | 93.1          | 93.8          | 94.0          | 93.8          | 94.1          | 93.7          | 93.3          | 93.0          | 93.2          | 91.8          | 91.7          | 92.4          |
| 20-24                           | 64.2          | 66.0          | 67.3          | 68.8          | 69.8          | 71.2          | 71.3          | 71.4          | 72.4          | 72.9          | 73.5          | 74.3          | 75.1          | 75.1          |
| 25-29                           | 21.3          | 23.2          | 24.9          | 27.0          | 28.8          | 30.6          | 31.5          | 33.1          | 33.6          | 33.8          | 34.3          | 35.5          | 35.9          | 36.5          |
| 30+                             | 8.9           | 9.1           | 9.9           | 10.6          | 11.3          | 12.4          | 14.0          | 15.0          | 15.9          | 16.8          | 17.4          | 17.6          | 17.9          | 18.0          |
| <b>Wilmington</b>               | 28.7          | 30.3          | 31.2          | 32.5          | 32.1          | 34.6          | 34.9          | 34.4          | 32.7          | 33.2          | 32.3          | 32.5          | 32.8          | 33.9          |
| <20                             | 98.4          | 100.0         | 96.6          | 94.9          | 92.9          | 93.7          | 92.5          | 94.3          | 93.8          | 95.0          | 94.2          | 89.4          | 84.8          | 84.6          |
| 20-24                           | 75.7          | 81.1          | 81.0          | 79.2          | 77.1          | 80.5          | 78.3          | 78.1          | 80.5          | 84.9          | 82.7          | 86.1          | 86.9          | 82.4          |
| 25-29                           | 29.7          | 31.5          | 32.2          | 36.5          | 35.5          | 39.9          | 41.4          | 42.4          | 39.3          | 40.2          | 40.1          | 43.2          | 43.2          | 46.8          |
| 30+                             | 11.0          | 11.3          | 13.0          | 13.3          | 13.3          | 14.5          | 15.6          | 14.9          | 15.3          | 16.4          | 17.3          | 17.9          | 19.0          | 19.5          |
| <b>Balance of<br/>NC County</b> | 25.8          | 26.5          | 27.6          | 29.0          | 30.1          | 31.1          | 31.9          | 32.4          | 32.8          | 32.5          | 32.3          | 32.1          | 31.8          | 31.2          |
| <20                             | 91.5          | 92.2          | 92.9          | 93.8          | 94.1          | 93.8          | 94.2          | 93.6          | 93.3          | 92.7          | 93.0          | 92.1          | 92.3          | 93.0          |
| 20-24                           | 63.6          | 65.1          | 66.5          | 68.2          | 69.3          | 70.5          | 70.8          | 70.9          | 71.9          | 72.1          | 72.9          | 73.6          | 74.4          | 74.6          |
| 25-29                           | 20.8          | 22.7          | 24.3          | 26.3          | 28.3          | 29.9          | 30.7          | 32.3          | 33.2          | 33.3          | 33.9          | 34.9          | 35.4          | 35.9          |
| 30+                             | 8.8           | 8.9           | 9.6           | 10.4          | 11.1          | 12.2          | 13.8          | 15.0          | 16.0          | 16.9          | 17.5          | 17.6          | 17.8          | 17.8          |
| <b>Sussex</b>                   | 37.6          | 38.5          | 40.0          | 41.1          | 41.6          | 42.2          | 43.0          | 43.3          | 43.6          | 43.4          | 42.6          | 41.8          | 40.7          | 40.2          |
| <20                             | 87.7          | 89.0          | 89.8          | 90.3          | 90.9          | 92.1          | 92.4          | 93.0          | 94.2          | 93.7          | 93.4          | 93.4          | 92.0          | 89.5          |
| 20-24                           | 61.0          | 61.6          | 62.4          | 63.4          | 64.7          | 66.0          | 67.6          | 68.9          | 70.2          | 70.4          | 70.0          | 70.1          | 70.2          | 70.9          |
| 25-29                           | 25.0          | 26.4          | 28.7          | 31.4          | 31.3          | 32.3          | 33.5          | 35.0          | 35.2          | 37.2          | 38.1          | 39.1          | 38.8          | 39.1          |
| 30+                             | 15.3          | 15.6          | 16.7          | 17.2          | 18.1          | 19.1          | 19.9          | 20.3          | 22.0          | 22.6          | 22.5          | 22.7          | 22.9          | 23.6          |

Note:  
Births prior to 1989 are reported by race of child. Beginning in 1989, births are reported by race of mother. See Technical Notes for details.

Sources: National Center for Health Statistics  
Delaware Department of Health and Social Services, Division of Public Health, Delaware Health Statistics Center

**TABLE C-15. FIVE-YEAR AVERAGE PERCENTAGE OF LIVE BIRTHS TO SINGLE MOTHERS BY AGE OF MOTHER, BY COUNTY, CITY OF WILMINGTON, U.S., AND DELAWARE, 2002-2019**

**NON- HISPANIC BLACK**

| Area/<br>Age            | 2002<br>-2006 | 2003<br>-2007 | 2004<br>-2008 | 2005<br>-2009 | 2006<br>-2010 | 2007<br>-2011 | 2008<br>-2012 | 2009<br>-2013 | 2010<br>-2014 | 2011<br>-2015 | 2012<br>-2016 | 2013<br>-2017 | 2014<br>-2018 | 2015<br>-2019 |
|-------------------------|---------------|---------------|---------------|---------------|---------------|---------------|---------------|---------------|---------------|---------------|---------------|---------------|---------------|---------------|
| <b>U.S.</b>             | 69.4          | 70.0          | 70.8          | 71.5          | 72.0          | 72.3          | 72.4          | 72.3          | 71.9          | 71.5          | 71.0          | 69.8          | 68.9          | 68.2          |
| <20                     | 96.5          | 96.8          | 97.0          | 97.2          | 97.4          | 97.5          | 97.6          | 97.7          | 97.7          | 97.6          | 97.6          | 96.9          | 96.3          | 95.8          |
| 20-24                   | 82.8          | 83.5          | 84.3          | 85.1          | 85.9          | 86.7          | 87.3          | 87.8          | 88.1          | 88.3          | 88.3          | 87.6          | 87.0          | 86.5          |
| 25-29                   | 61.2          | 62.4          | 63.5          | 64.5          | 65.4          | 66.1          | 66.7          | 67.2          | 67.7          | 68.4          | 69.0          | 68.9          | 69.1          | 69.3          |
| 30+                     | 42.0          | 42.7          | 43.5          | 44.5          | 45.3          | 46.1          | 46.8          | 47.3          | 47.6          | 47.9          | 48.1          | 47.7          | 47.5          | 47.7          |
| <b>Delaware</b>         | 70.6          | 70.9          | 71.5          | 71.6          | 71.9          | 72.1          | 72.2          | 71.9          | 71.6          | 71.2          | 70.6          | 70.5          | 70.3          | 70.6          |
| <20                     | 97.3          | 97.7          | 98.0          | 98.0          | 97.9          | 98.2          | 98.0          | 98.0          | 98.0          | 98.3          | 98.2          | 98.7          | 98.8          | 98.8          |
| 20-24                   | 85.4          | 86.1          | 86.9          | 87.8          | 88.4          | 89.1          | 89.4          | 89.5          | 90.0          | 90.4          | 90.5          | 90.4          | 90.7          | 90.6          |
| 25-29                   | 62.8          | 63.8          | 65.2          | 65.9          | 66.8          | 67.7          | 69.4          | 69.9          | 70.0          | 70.5          | 70.7          | 70.7          | 71.2          | 72.3          |
| 30+                     | 40.0          | 40.8          | 41.3          | 41.9          | 42.9          | 43.5          | 44.0          | 45.0          | 45.9          | 46.7          | 47.3          | 48.9          | 49.6          | 50.4          |
| <b>Kent</b>             | 68.3          | 67.8          | 68.0          | 68.3          | 67.9          | 68.0          | 69.3          | 68.8          | 68.1          | 69.1          | 68.6          | 67.7          | 67.4          | 67.9          |
| <20                     | 93.3          | 93.9          | 94.7          | 95.1          | 95.2          | 96.5          | 96.3          | 97.0          | 96.6          | 97.1          | 97.0          | 98.0          | 97.9          | 98.8          |
| 20-24                   | 79.7          | 80.3          | 81.1          | 82.4          | 82.1          | 83.0          | 84.0          | 84.3          | 85.6          | 87.6          | 87.3          | 86.0          | 86.0          | 85.8          |
| 25-29                   | 57.5          | 56.1          | 58.6          | 59.4          | 60.5          | 60.8          | 65.0          | 63.7          | 64.2          | 66.5          | 67.9          | 66.2          | 66.5          | 66.2          |
| 30+                     | 36.9          | 36.9          | 36.8          | 37.6          | 38.5          | 39.1          | 40.5          | 42.1          | 41.7          | 43.0          | 43.3          | 46.0          | 46.7          | 49.7          |
| <b>New Castle</b>       | 69.6          | 70.1          | 70.7          | 70.9          | 71.3          | 71.4          | 71.3          | 71.2          | 71.0          | 70.6          | 70.1          | 70.3          | 70.4          | 70.7          |
| <20                     | 98.5          | 98.7          | 98.9          | 98.9          | 98.8          | 98.7          | 98.6          | 98.2          | 98.3          | 98.5          | 98.2          | 98.8          | 98.9          | 98.6          |
| 20-24                   | 87.5          | 88.3          | 88.7          | 89.4          | 90.0          | 90.4          | 90.6          | 90.7          | 91.2          | 91.4          | 91.9          | 91.8          | 92.4          | 92.5          |
| 25-29                   | 63.5          | 65.4          | 66.5          | 67.1          | 67.4          | 68.4          | 69.1          | 70.0          | 70.0          | 70.3          | 70.5          | 71.3          | 72.5          | 74.0          |
| 30+                     | 39.2          | 40.3          | 41.3          | 42.3          | 43.3          | 44.1          | 44.2          | 45.3          | 46.5          | 47.3          | 48.0          | 49.5          | 50.2          | 50.5          |
| Wilmington              | 85.3          | 85.3          | 85.5          | 85.7          | 85.4          | 85.0          | 84.8          | 84.9          | 85.1          | 85.3          | 86.0          | 86.5          | 85.9          | 86.2          |
| <20                     | 99.2          | 99.3          | 99.3          | 99.4          | 99.0          | 98.9          | 99.1          | 99.1          | 99.3          | 99.5          | 99.4          | 99.4          | 99.3          | 99.3          |
| 20-24                   | 92.4          | 93.3          | 93.5          | 94.2          | 94.4          | 94.5          | 94.7          | 94.9          | 95.0          | 95.3          | 95.2          | 95.0          | 94.3          | 94.8          |
| 25-29                   | 77.6          | 77.6          | 78.1          | 79.9          | 80.2          | 80.4          | 81.5          | 82.9          | 82.0          | 82.8          | 83.6          | 84.6          | 85.1          | 86.7          |
| 30+                     | 62.7          | 63.3          | 64.1          | 64.3          | 63.5          | 63.5          | 63.4          | 64.5          | 67.7          | 69.4          | 72.6          | 74.5          | 74.0          | 73.9          |
| Balance of<br>NC County | 59.5          | 60.5          | 61.5          | 61.6          | 63.0          | 64.1          | 64.3          | 64.6          | 64.7          | 64.0          | 63.1          | 63.3          | 63.7          | 64.2          |
| <20                     | 97.5          | 98.0          | 98.4          | 98.3          | 98.6          | 98.5          | 98.1          | 97.5          | 97.4          | 97.6          | 97.3          | 98.3          | 98.6          | 97.9          |
| 20-24                   | 83.2          | 84.2          | 84.8          | 85.6          | 86.6          | 87.7          | 88.1          | 88.4          | 89.2          | 89.3          | 90.1          | 90.0          | 91.4          | 91.4          |
| 25-29                   | 56.3          | 59.0          | 60.4          | 59.9          | 60.8          | 62.3          | 63.1          | 63.9          | 64.7          | 64.8          | 64.8          | 65.6          | 67.1          | 68.7          |
| 30+                     | 30.9          | 32.4          | 33.3          | 34.3          | 36.2          | 37.5          | 37.7          | 39.0          | 39.9          | 40.4          | 40.5          | 42.1          | 43.1          | 43.3          |
| <b>Sussex</b>           | 78.1          | 78.3          | 79.4          | 79.4          | 80.6          | 80.8          | 80.6          | 79.9          | 79.4          | 77.7          | 76.3          | 76.1          | 74.6          | 74.2          |
| <20                     | 97.7          | 98.2          | 98.2          | 97.7          | 97.7          | 98.0          | 97.6          | 98.1          | 98.9          | 98.8          | 99.5          | 99.5          | 99.5          | 99.5          |
| 20-24                   | 84.9          | 85.6          | 87.6          | 88.6          | 91.0          | 91.7          | 91.8          | 91.7          | 91.3          | 90.6          | 89.7          | 91.2          | 91.3          | 90.2          |
| 25-29                   | 67.1          | 67.3          | 68.2          | 70.3          | 73.6          | 75.0          | 77.4          | 79.3          | 79.0          | 78.1          | 76.7          | 75.0          | 72.9          | 74.1          |
| 30+                     | 50.7          | 50.0          | 48.9          | 45.8          | 47.8          | 47.4          | 49.1          | 48.2          | 50.0          | 49.4          | 49.9          | 50.3          | 50.9          | 50.7          |

Note:  
Births prior to 1989 are reported by race of child. Beginning in 1989, births are reported by race of mother. See Technical Notes for details.

Sources: National Center for Health Statistics  
Delaware Department of Health and Social Services, Division of Public Health, Delaware Health Statistics Center



**TABLE C-16. FIVE-YEAR AVERAGE PERCENTAGE OF LIVE BIRTHS TO SINGLE MOTHERS BY AGE OF MOTHER, BY COUNTY, CITY OF WILMINGTON, U.S., AND DELAWARE, 2002-2019**

**HISPANIC ORIGIN**

| Area/<br>Age                    | 2002<br>-2006 | 2003<br>-2007 | 2004<br>-2008 | 2005<br>-2009 | 2006<br>-2010 | 2007<br>-2011 | 2008<br>-2012 | 2009<br>-2013 | 2010<br>-2014 | 2011<br>-2015 | 2012<br>-2016 | 2013<br>-2017 | 2014<br>-2018 | 2015<br>-2019 |
|---------------------------------|---------------|---------------|---------------|---------------|---------------|---------------|---------------|---------------|---------------|---------------|---------------|---------------|---------------|---------------|
| <b>U.S.</b>                     | 46.7          | 48.3          | 49.7          | 51.0          | 52.0          | 52.7          | 53.2          | 53.3          | 53.3          | 53.2          | 53.0          | 50.3          | 47.6          | 45.3          |
| <20                             | 78.0          | 79.7          | 81.2          | 82.6          | 83.9          | 85.1          | 86.0          | 86.7          | 87.2          | 87.5          | 87.9          | 84.9          | 82.0          | 79.1          |
| 20-24                           | 55.7          | 57.7          | 59.5          | 61.1          | 62.6          | 63.9          | 65.0          | 65.8          | 66.4          | 67.0          | 67.3          | 64.5          | 61.8          | 59.1          |
| 25-29                           | 39.1          | 40.9          | 42.5          | 44.0          | 45.2          | 46.1          | 46.9          | 47.4          | 47.8          | 48.3          | 48.7          | 46.4          | 44.2          | 42.1          |
| 30+                             | 29.1          | 30.4          | 31.7          | 32.9          | 34.0          | 34.9          | 35.6          | 36.1          | 36.5          | 36.9          | 37.2          | 35.3          | 33.5          | 31.7          |
| <b>Delaware</b>                 | 59.6          | 61.1          | 62.3          | 63.5          | 63.8          | 64.8          | 64.6          | 64.1          | 63.1          | 63.0          | 61.7          | 61.5          | 60.7          | 60.5          |
| <20                             | 85.3          | 86.4          | 88.4          | 89.4          | 89.0          | 89.4          | 89.5          | 89.2          | 90.2          | 91.6          | 92.5          | 93.2          | 93.1          | 93.2          |
| 20-24                           | 68.1          | 69.9          | 70.6          | 72.3          | 73.7          | 75.2          | 75.1          | 75.4          | 74.7          | 75.0          | 74.6          | 74.5          | 74.7          | 74.9          |
| 25-29                           | 52.4          | 55.1          | 56.3          | 57.6          | 57.7          | 60.2          | 60.4          | 60.4          | 60.2          | 60.8          | 58.7          | 58.6          | 58.2          | 58.4          |
| 30+                             | 39.9          | 40.2          | 42.6          | 43.9          | 45.1          | 46.0          | 47.5          | 47.7          | 47.6          | 47.5          | 46.6          | 47.0          | 46.1          | 45.7          |
| <b>Kent</b>                     | 48.4          | 51.9          | 54.4          | 55.0          | 55.0          | 56.5          | 54.8          | 54.8          | 53.7          | 54.7          | 55.3          | 56.4          | 54.8          | 55.4          |
| <20                             | 77.3          | 80.8          | 84.4          | 85.7          | 82.6          | 81.3          | 79.4          | 81.2          | 84.9          | 88.9          | 89.8          | 88.2          | 89.0          | 85.5          |
| 20-24                           | 54.5          | 59.2          | 61.0          | 62.8          | 64.5          | 66.9          | 67.3          | 67.1          | 64.7          | 65.1          | 66.7          | 66.1          | 65.6          | 67.8          |
| 25-29                           | 39.2          | 43.5          | 44.2          | 43.8          | 44.3          | 46.3          | 45.5          | 46.9          | 46.5          | 51.0          | 50.5          | 51.7          | 51.0          | 52.2          |
| 30+                             | 26.9          | 29.1          | 35.8          | 37.2          | 38.2          | 40.0          | 37.2          | 35.5          | 36.5          | 36.0          | 37.1          | 41.0          | 39.6          | 41.1          |
| <b>New Castle</b>               | 55.6          | 56.3          | 57.4          | 59.1          | 60.0          | 61.4          | 62.7          | 62.6          | 62.2          | 61.6          | 60.3          | 59.5          | 59.0          | 58.7          |
| <20                             | 83.4          | 84.3          | 86.8          | 88.7          | 89.5          | 90.7          | 91.4          | 90.6          | 92.1          | 93.1          | 94.1          | 94.7          | 94.2          | 94.5          |
| 20-24                           | 66.0          | 67.4          | 67.7          | 69.8          | 72.2          | 74.2          | 75.2          | 77.5          | 78.0          | 78.8          | 78.8          | 77.9          | 78.1          | 77.5          |
| 25-29                           | 47.2          | 48.7          | 49.8          | 51.4          | 51.7          | 55.1          | 56.8          | 57.1          | 58.0          | 57.6          | 55.5          | 55.5          | 55.8          | 57.0          |
| 30+                             | 33.7          | 34.3          | 36.6          | 38.0          | 39.7          | 40.5          | 43.0          | 42.4          | 42.3          | 41.7          | 41.4          | 41.9          | 41.7          | 41.8          |
| <b>Wilmington</b>               | 67.8          | 67.8          | 68.8          | 70.6          | 71.0          | 70.8          | 72.0          | 71.5          | 69.3          | 68.4          | 68.1          | 68.3          | 69.1          | 71.8          |
| <20                             | 86.0          | 88.1          | 91.5          | 93.6          | 94.4          | 95.1          | 93.8          | 93.2          | 89.9          | 89.6          | 91.3          | 92.3          | 92.6          | 97.4          |
| 20-24                           | 71.8          | 72.7          | 74.2          | 78.1          | 81.8          | 83.2          | 82.2          | 83.1          | 82.2          | 79.5          | 78.8          | 81.0          | 80.9          | 81.2          |
| 25-29                           | 61.6          | 61.9          | 61.0          | 62.0          | 62.5          | 62.0          | 64.5          | 67.3          | 66.8          | 68.1          | 65.8          | 68.6          | 69.7          | 74.1          |
| 30+                             | 47.6          | 45.8          | 48.0          | 47.5          | 44.5          | 43.6          | 49.7          | 46.2          | 47.3          | 48.0          | 51.1          | 48.2          | 51.2          | 52.0          |
| <b>Balance of<br/>NC County</b> | 51.8          | 52.9          | 54.2          | 56.0          | 57.1          | 59.0          | 60.4          | 60.4          | 60.4          | 60.0          | 58.5          | 57.5          | 57.0          | 56.3          |
| <20                             | 82.2          | 82.6          | 85.0          | 86.9          | 87.8          | 89.2          | 90.6          | 89.8          | 92.8          | 94.2          | 95.0          | 95.5          | 94.7          | 93.6          |
| 20-24                           | 64.0          | 65.6          | 65.6          | 67.2          | 69.0          | 71.4          | 73.2          | 75.9          | 76.8          | 78.6          | 78.8          | 77.1          | 77.4          | 76.7          |
| 25-29                           | 43.3          | 45.4          | 46.9          | 48.7          | 49.0          | 53.4          | 54.9          | 54.5          | 55.9          | 55.1          | 53.3          | 52.7          | 53.3          | 53.9          |
| 30+                             | 30.7          | 31.9          | 34.4          | 36.2          | 38.8          | 39.9          | 41.9          | 41.8          | 41.3          | 40.4          | 39.5          | 40.7          | 40.1          | 40.3          |
| <b>Sussex</b>                   | 71.3          | 73.1          | 73.6          | 73.9          | 72.8          | 72.8          | 70.7          | 69.7          | 68.0          | 68.5          | 66.3          | 66.8          | 66.1          | 65.7          |
| <20                             | 92.7          | 92.8          | 92.8          | 92.2          | 90.3          | 89.9          | 89.4          | 89.6          | 88.3          | 89.7          | 90.6          | 92.7          | 92.9          | 93.9          |
| 20-24                           | 76.3          | 77.6          | 78.2          | 79.0          | 78.8          | 79.4          | 77.7          | 75.8          | 74.0          | 73.8          | 71.4          | 72.6          | 73.1          | 73.8          |
| 25-29                           | 66.0          | 69.5          | 70.9          | 72.0          | 71.2          | 72.2          | 70.4          | 69.6          | 68.6          | 69.5          | 67.2          | 66.8          | 66.1          | 63.9          |
| 30+                             | 57.5          | 57.7          | 57.7          | 58.1          | 57.3          | 57.6          | 57.4          | 58.9          | 58.3          | 59.4          | 57.1          | 57.1          | 55.6          | 54.4          |

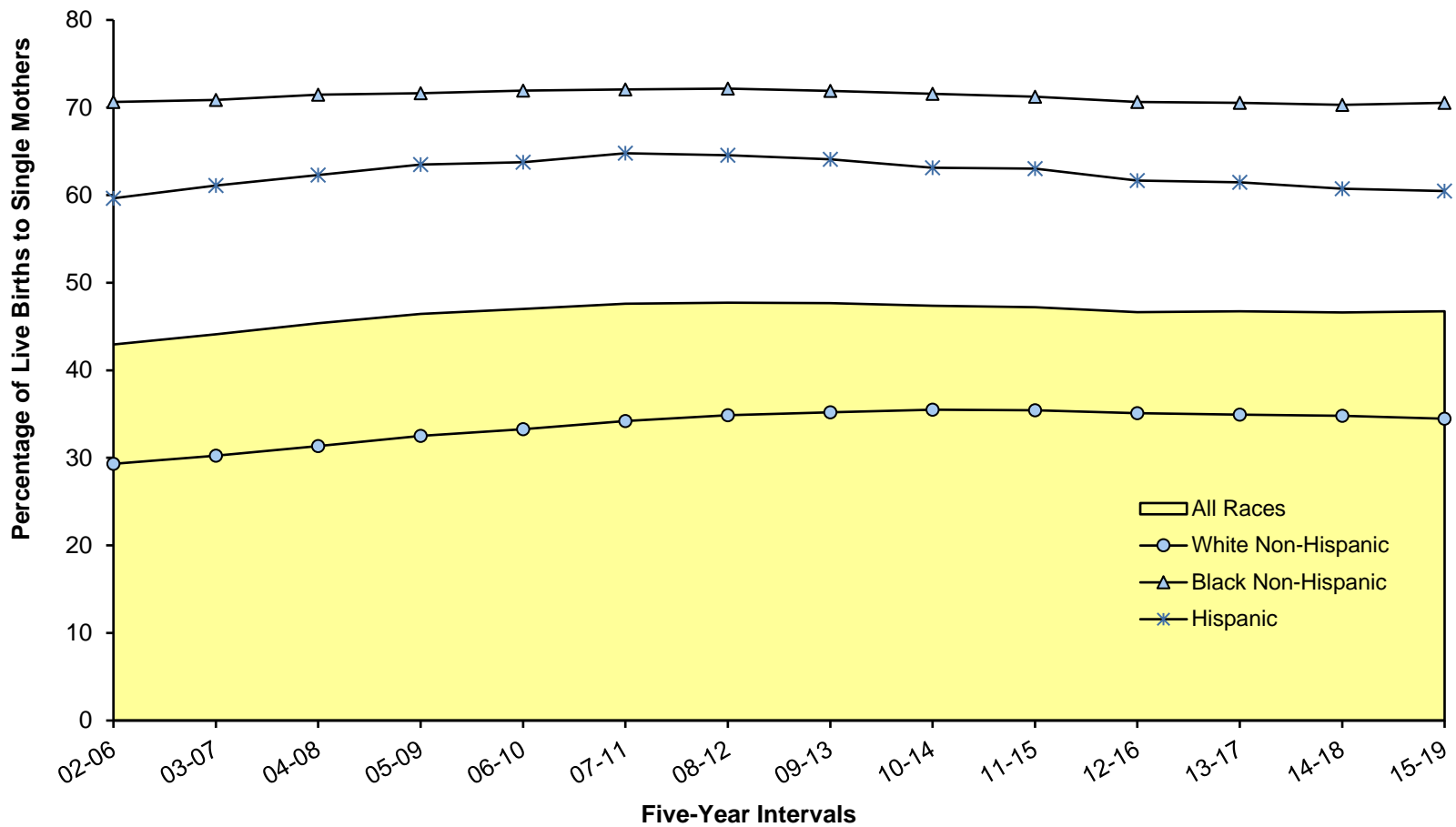
*Notes:*

\*Mothers of Hispanic origin may be of any race. See Hispanic Origin and Race in the Technical Notes. Percentages in this table should be interpreted with caution due to small numbers.

*Sources:* National Center for Health Statistics

Delaware Department of Health and Social Services, Division of Public Health, Delaware Health Statistics Center

**Figure C-10. Five-Year Average Percentage of Births to Single Mothers by Race and Hispanic Origin\*, Delaware, 2002-2019**



Note: \*Hispanic may be of any race.

Sources: Delaware Department of Health and Social Services, Division of Public Health, Delaware Health Statistics Center



**TABLE C-18. NUMBER OF LIVE BIRTHS BY LIVE BIRTH ORDER AND AGE OF MOTHER, BY COUNTY, CITY OF WILMINGTON, AND DELAWARE, 2019**

| Area/<br>Birth Order | Age    |     |       |       |       |       |       |       |     |         |
|----------------------|--------|-----|-------|-------|-------|-------|-------|-------|-----|---------|
|                      | Total  | <15 | 15-17 | 18-19 | 20-24 | 25-29 | 30-34 | 35-39 | 40+ | Unknown |
| <b>Delaware</b>      | 10,328 | 6   | 115   | 324   | 1,810 | 3,129 | 3,080 | 1,517 | 347 | 0       |
| First                | 4,022  | 6   | 107   | 269   | 1,013 | 1,292 | 973   | 294   | 68  | 0       |
| Second               | 3,256  | 0   | 8     | 49    | 570   | 980   | 1,068 | 490   | 91  | 0       |
| Third                | 1,734  | 0   | 0     | 6     | 169   | 539   | 584   | 363   | 73  | 0       |
| Fourth+              | 1,297  | 0   | 0     | 0     | 52    | 316   | 449   | 366   | 114 | 0       |
| Unknown              | 19     | 0   | 0     | 0     | 6     | 2     | 6     | 4     | 1   | 0       |
| <b>Kent</b>          | 2,044  | 0   | 19    | 56    | 433   | 671   | 563   | 238   | 64  | 0       |
| First                | 749    | 0   | 19    | 49    | 243   | 264   | 133   | 34    | 7   | 0       |
| Second               | 643    | 0   | 0     | 7     | 146   | 228   | 185   | 67    | 10  | 0       |
| Third                | 337    | 0   | 0     | 0     | 36    | 103   | 130   | 53    | 15  | 0       |
| Fourth+              | 314    | 0   | 0     | 0     | 8     | 76    | 114   | 84    | 32  | 0       |
| Unknown              | 1      | 0   | 0     | 0     | 0     | 0     | 1     | 0     | 0   | 0       |
| <b>New Castle</b>    | 6,016  | 2   | 59    | 157   | 915   | 1,763 | 1,935 | 974   | 211 | 0       |
| First                | 2,457  | 2   | 54    | 136   | 535   | 796   | 672   | 212   | 50  | 0       |
| Second               | 1,892  | 0   | 5     | 19    | 262   | 519   | 701   | 321   | 65  | 0       |
| Third                | 956    | 0   | 0     | 2     | 81    | 281   | 326   | 225   | 41  | 0       |
| Fourth+              | 697    | 0   | 0     | 0     | 33    | 166   | 231   | 212   | 55  | 0       |
| Unknown              | 14     | 0   | 0     | 0     | 4     | 1     | 5     | 4     | 0   | 0       |
| Wilmington           | 826    | 1   | 24    | 47    | 191   | 239   | 198   | 102   | 24  | 0       |
| First                | 308    | 1   | 22    | 38    | 103   | 64    | 55    | 16    | 9   | 0       |
| Second               | 221    | 0   | 2     | 9     | 57    | 66    | 55    | 26    | 6   | 0       |
| Third                | 134    | 0   | 0     | 0     | 17    | 53    | 38    | 22    | 4   | 0       |
| Fourth+              | 162    | 0   | 0     | 0     | 14    | 55    | 50    | 38    | 5   | 0       |
| Unknown              | 1      | 0   | 0     | 0     | 0     | 1     | 0     | 0     | 0   | 0       |
| Balance of NC County | 5,190  | 1   | 35    | 110   | 724   | 1,524 | 1,737 | 872   | 187 | 0       |
| First                | 2,149  | 1   | 32    | 98    | 432   | 732   | 617   | 196   | 41  | 0       |
| Second               | 1,671  | 0   | 3     | 10    | 205   | 453   | 646   | 295   | 59  | 0       |
| Third                | 822    | 0   | 0     | 2     | 64    | 228   | 288   | 203   | 37  | 0       |
| Fourth+              | 535    | 0   | 0     | 0     | 19    | 111   | 181   | 174   | 50  | 0       |
| Unknown              | 13     | 0   | 0     | 0     | 4     | 0     | 5     | 4     | 0   | 0       |
| <b>Sussex</b>        | 2,268  | 4   | 37    | 111   | 462   | 695   | 582   | 305   | 72  | 0       |
| First                | 816    | 4   | 34    | 84    | 235   | 232   | 168   | 48    | 11  | 0       |
| Second               | 721    | 0   | 3     | 23    | 162   | 233   | 182   | 102   | 16  | 0       |
| Third                | 441    | 0   | 0     | 4     | 52    | 155   | 128   | 85    | 17  | 0       |
| Fourth+              | 286    | 0   | 0     | 0     | 11    | 74    | 104   | 70    | 27  | 0       |
| Unknown              | 4      | 0   | 0     | 0     | 2     | 1     | 0     | 0     | 1   | 0       |

*Note:*

Live birth order is the number of children born alive to the mother including the current birth.

*Source:* Delaware Department of Health and Social Services, Division of Public Health, Delaware Health Statistics Center

**TABLE C-19. NUMBER AND PERCENTAGE OF LIVE BIRTHS BY LIVE BIRTH ORDER, RACE, AND HISPANIC ORIGIN OF MOTHER, BY COUNTY, CITY OF WILMINGTON, AND DELAWARE, 2019**

| Area/<br>Birth Order | Total  |         | Non-Hispanic |         |        |         |        |         | Hispanic Origin* |         |
|----------------------|--------|---------|--------------|---------|--------|---------|--------|---------|------------------|---------|
|                      | Number | Percent | White        |         | Black  |         | Other  |         | Number           | Percent |
|                      |        |         | Number       | Percent | Number | Percent | Number | Percent |                  |         |
| <b>Delaware</b>      | 10,328 | 100     | 4,857        | 100     | 2,856  | 100     | 863    | 100     | 1,752            | 100     |
| First                | 4,022  | 39      | 1,995        | 41      | 1,039  | 36      | 407    | 47      | 581              | 33      |
| Second               | 3,256  | 32      | 1,618        | 33      | 817    | 29      | 309    | 36      | 512              | 29      |
| Third                | 1,734  | 17      | 779          | 16      | 496    | 17      | 90     | 10      | 369              | 21      |
| Fourth+              | 1,297  | 13      | 460          | 9       | 495    | 17      | 54     | 6       | 288              | 16      |
| Unknown              | 19     | 0       | 5            | 0       | 9      | 0       | 3      | 0       | 2                | 0       |
| <b>Kent</b>          | 2,044  | 100     | 1,059        | 100     | 638    | 100     | 127    | 100     | 220              | 100     |
| First                | 749    | 37      | 407          | 38      | 226    | 35      | 43     | 34      | 73               | 33      |
| Second               | 643    | 31      | 347          | 33      | 178    | 28      | 48     | 38      | 70               | 32      |
| Third                | 337    | 16      | 162          | 15      | 108    | 17      | 17     | 13      | 50               | 23      |
| Fourth+              | 314    | 15      | 143          | 14      | 125    | 20      | 19     | 15      | 27               | 12      |
| Unknown              | 1      | 0       | 0            | 0       | 1      | 0       | 0      | 0       | 0                | 0       |
| <b>New Castle</b>    | 6,016  | 100     | 2,555        | 100     | 1,838  | 100     | 647    | 100     | 976              | 100     |
| First                | 2,457  | 41      | 1,102        | 43      | 682    | 37      | 329    | 51      | 344              | 35      |
| Second               | 1,892  | 31      | 862          | 34      | 521    | 28      | 238    | 37      | 271              | 28      |
| Third                | 956    | 16      | 388          | 15      | 314    | 17      | 55     | 9       | 199              | 20      |
| Fourth+              | 697    | 12      | 200          | 8       | 315    | 17      | 22     | 3       | 160              | 16      |
| Unknown              | 14     | 0       | 3            | 0       | 6      | 0       | 3      | 0       | 2                | 0       |
| Wilmington           | 826    | 100     | 162          | 100     | 514    | 100     | 19     | 100     | 131              | 100     |
| First                | 308    | 37      | 83           | 51      | 169    | 33      | 6      | 32      | 50               | 38      |
| Second               | 221    | 27      | 53           | 33      | 129    | 25      | 6      | 32      | 33               | 25      |
| Third                | 134    | 16      | 14           | 9       | 94     | 18      | 3      | 16      | 23               | 18      |
| Fourth+              | 162    | 20      | 12           | 7       | 122    | 24      | 3      | 16      | 25               | 19      |
| Unknown              | 1      | 0       | 0            | 0       | 0      | 0       | 1      | 5       | 0                | 0       |
| Balance of NC County | 5,190  | 100     | 2,393        | 100     | 1,324  | 100     | 628    | 100     | 845              | 100     |
| First                | 2,149  | 41      | 1,019        | 43      | 513    | 39      | 323    | 51      | 294              | 35      |
| Second               | 1,671  | 32      | 809          | 34      | 392    | 30      | 232    | 37      | 238              | 28      |
| Third                | 822    | 16      | 374          | 16      | 220    | 17      | 52     | 8       | 176              | 21      |
| Fourth+              | 535    | 10      | 188          | 8       | 193    | 15      | 19     | 3       | 135              | 16      |
| Unknown              | 13     | 0       | 3            | 0       | 6      | 0       | 2      | 0       | 2                | 0       |
| <b>Sussex</b>        | 2,268  | 100     | 1,243        | 100     | 380    | 100     | 89     | 100     | 556              | 100     |
| First                | 816    | 36      | 486          | 39      | 131    | 34      | 35     | 39      | 164              | 29      |
| Second               | 721    | 32      | 409          | 33      | 118    | 31      | 23     | 26      | 171              | 31      |
| Third                | 441    | 19      | 229          | 18      | 74     | 19      | 18     | 20      | 120              | 22      |
| Fourth+              | 286    | 13      | 117          | 9       | 55     | 14      | 13     | 15      | 101              | 18      |
| Unknown              | 4      | 0       | 2            | 0       | 2      | 1       | 0      | 0       | 0                | 0       |

*Notes:*

1. Live birth order is the number of children born alive to the mother including the current birth.
  2. Percentages may not add to 100% due to rounding.
  3. Percentages are calculated based upon the total number of births in each race/origin category.
  4. Percentages for the categories "Other" and "Hispanic" should be interpreted with caution due to small numbers.
- \* Mothers of Hispanic origin may be of any race. See Hispanic Origin and Race in the Technical Notes.

*Source: Delaware Department of Health and Social Services, Division of Public Health, Delaware Health Statistics Center*

**TABLE C-20. NUMBER OF LIVE BIRTHS BY PLURALITY AND AGE OF MOTHER, BY COUNTY, CITY OF WILMINGTON, AND DELAWARE, 2019**

| Area/<br>Plurality      | Age    |     |       |       |       |       |       |       |     |         |
|-------------------------|--------|-----|-------|-------|-------|-------|-------|-------|-----|---------|
|                         | Total  | <15 | 15-17 | 18-19 | 20-24 | 25-29 | 30-34 | 35-39 | 40+ | Unknown |
| <b>Delaware</b>         | 10,328 | 6   | 115   | 324   | 1,810 | 3,129 | 3,080 | 1,517 | 347 | 0       |
| Single                  | 9,985  | 6   | 113   | 316   | 1,772 | 3,016 | 2,964 | 1,461 | 337 | 0       |
| Plural                  | 343    | 0   | 2     | 8     | 38    | 113   | 116   | 56    | 10  | 0       |
| <b>Kent</b>             | 2,044  | 0   | 19    | 56    | 433   | 671   | 563   | 238   | 64  | 0       |
| Single                  | 1,994  | 0   | 19    | 56    | 431   | 647   | 547   | 230   | 64  | 0       |
| Plural                  | 50     | 0   | 0     | 0     | 2     | 24    | 16    | 8     | 0   | 0       |
| <b>New Castle</b>       | 6,016  | 2   | 59    | 157   | 915   | 1,763 | 1,935 | 974   | 211 | 0       |
| Single                  | 5,801  | 2   | 57    | 153   | 887   | 1,706 | 1,855 | 938   | 203 | 0       |
| Plural                  | 215    | 0   | 2     | 4     | 28    | 57    | 80    | 36    | 8   | 0       |
| Wilmington              | 826    | 1   | 24    | 47    | 191   | 239   | 198   | 102   | 24  | 0       |
| Single                  | 797    | 1   | 24    | 47    | 187   | 223   | 192   | 99    | 24  | 0       |
| Plural                  | 29     | 0   | 0     | 0     | 4     | 16    | 6     | 3     | 0   | 0       |
| Balance of<br>NC County | 5,190  | 1   | 35    | 110   | 724   | 1,524 | 1,737 | 872   | 187 | 0       |
| Single                  | 5,004  | 1   | 33    | 106   | 700   | 1,483 | 1,663 | 839   | 179 | 0       |
| Plural                  | 186    | 0   | 2     | 4     | 24    | 41    | 74    | 33    | 8   | 0       |
| <b>Sussex</b>           | 2,268  | 4   | 37    | 111   | 462   | 695   | 582   | 305   | 72  | 0       |
| Single                  | 2,190  | 4   | 37    | 107   | 454   | 663   | 562   | 293   | 70  | 0       |
| Plural                  | 78     | 0   | 0     | 4     | 8     | 32    | 20    | 12    | 2   | 0       |

Note:

Plural births represent twins, triplets, etc.

Source: Delaware Department of Health and Social Services, Division of Public Health, Delaware Health Statistics Center

**TABLE C-21. NUMBER AND PERCENTAGE OF LIVE BIRTHS BY PLURALITY, RACE, AND HISPANIC ORIGIN OF MOTHER, BY COUNTY, CITY OF WILMINGTON, AND DELAWARE, 2019**

| Area/<br>Plurality      | Total  |         | Non-Hispanic |         |        |         |        |         | Hispanic<br>Origin* |         |
|-------------------------|--------|---------|--------------|---------|--------|---------|--------|---------|---------------------|---------|
|                         | Number | Percent | White        |         | Black  |         | Other  |         | Number              | Percent |
|                         |        |         | Number       | Percent | Number | Percent | Number | Percent |                     |         |
| <b>Delaware</b>         | 10,328 | 100     | 4,857        | 100     | 2,856  | 100     | 863    | 100     | 1,752               | 100     |
| Single                  | 9,985  | 97      | 4,710        | 97      | 2,739  | 96      | 841    | 97      | 1,695               | 97      |
| Plural                  | 343    | 3       | 147          | 3       | 117    | 4       | 22     | 3       | 57                  | 3       |
| <b>Kent</b>             | 2,044  | 100     | 1,059        | 100     | 638    | 100     | 127    | 100     | 220                 | 100     |
| Single                  | 1,994  | 98      | 1,039        | 98      | 612    | 96      | 127    | 100     | 216                 | 98      |
| Plural                  | 50     | 2       | 20           | 2       | 26     | 4       | 0      | 0       | 4                   | 2       |
| <b>New Castle</b>       | 6,016  | 100     | 2,555        | 100     | 1,838  | 100     | 647    | 100     | 976                 | 100     |
| Single                  | 5,801  | 96      | 2,468        | 97      | 1,769  | 96      | 627    | 97      | 937                 | 96      |
| Plural                  | 215    | 4       | 87           | 3       | 69     | 4       | 20     | 3       | 39                  | 4       |
| Wilmington              | 826    | 100     | 162          | 100     | 514    | 100     | 19     | 100     | 131                 | 100     |
| Single                  | 797    | 96      | 160          | 99      | 495    | 96      | 19     | 100     | 123                 | 94      |
| Plural                  | 29     | 4       | 2            | 1       | 19     | 4       | 0      | 0       | 8                   | 6       |
| Balance of<br>NC County | 5,190  | 100     | 2,393        | 100     | 1,324  | 100     | 628    | 100     | 845                 | 100     |
| Single                  | 5,004  | 96      | 2,308        | 96      | 1,274  | 96      | 608    | 97      | 814                 | 96      |
| Plural                  | 186    | 4       | 85           | 4       | 50     | 4       | 20     | 3       | 31                  | 4       |
| <b>Sussex</b>           | 2,268  | 100     | 1,243        | 100     | 380    | 100     | 89     | 100     | 556                 | 100     |
| Single                  | 2,190  | 97      | 1,203        | 97      | 358    | 94      | 87     | 98      | 542                 | 97      |
| Plural                  | 78     | 3       | 40           | 3       | 22     | 6       | 2      | 2       | 14                  | 3       |

*Notes:*

1. Plural births represent twins, triplets, etc.
  2. Percentages may not add to 100% due to rounding.
  3. Percentages are calculated based upon the total number of births in each race/origin category.
  4. Percentages for the categories "Other" and "Hispanic" should be interpreted with caution due to small numbers.
- \* Mothers of Hispanic origin may be of any race. See Hispanic Origin and Race in the Technical Notes.

*Source: Delaware Department of Health and Social Services, Division of Public Health, Delaware Health Statistics Center*

**TABLE C-22. NUMBER AND PERCENTAGE OF LIVE BIRTHS BY PLACE OF BIRTH, TYPE OF FACILITY, AND RESIDENCE STATUS, DELAWARE, 2019**

| Place of Birth/<br>Type of Facility | Births to<br>Delaware Residents |            | Births Occurring<br>in Delaware |            | Births in Delaware<br>to Non-Residents |            |
|-------------------------------------|---------------------------------|------------|---------------------------------|------------|--|------------|
|                                     | Number                          | Percent    | Number                          | Percent    | Number                                 | Percent    |
| <b>DELAWARE</b>                     |                                 |            |                                 |            |  |            |
| HOSPITAL                            |                                 |            |                                 |            |  |            |
| Beebe Medical Center                | 694                             | 7          | 710                             | 6          | 16                                     | 2          |
| Kent General                        | 1,734                           | 17         | 1,785                           | 16         | 51                                     | 5          |
| Christiana Care                     | 5,383                           | 52         | 6,121                           | 56         | 738                                    | 80         |
| Milford Memorial                    | 410                             | 4          | 415                             | 4          | 5                                      | 1          |
| Nanticoke Memorial                  | 877                             | 8          | 899                             | 8          | 22                                     | 2          |
| St. Francis                         | 656                             | 6          | 685                             | 6          | 29                                     | 3          |
| A.I.DuPont                          | 1                               | 0          | 2                               | 0          | 1                                      | 0          |
| Total                               | 9,755                           | 94         | 10,617                          | 97         | 862                                    | 93         |
| BIRTHING CENTER                     | 174                             | 2          | 235                             | 2          | 61                                     | 7          |
| HOME BIRTH                          | 69                              | 1          | 73                              | 1          | 4                                      | 0          |
| ENROUTE/OTHER                       | 4                               | 0          | 5                               | 0          | 1                                      | 0          |
| UNKNOWN                             | 0                               | 0          | 0                               | 0          | 0                                      | 0          |
| TOTAL                               | 10,002                          | 97         | 10,930                          | 100        | 928                                    | 100        |
| <b>OUT-OF-STATE</b>                 |                                 |            |                                 |            |  |            |
| HOSPITAL                            |                                 |            |                                 |            |  |            |
| Crozier Med. Center, PA             | 1                               | 0          | N/A                             |            | N/A                                    |            |
| Peninsula General, MD               | 1                               | 0          | N/A                             |            | N/A                                    |            |
| Riddle Memorial, PA                 | 2                               | 0          | N/A                             |            | N/A                                    |            |
| Other Hospitals                     | 321                             | 3          | N/A                             |            | N/A                                    |            |
| Total                               | 325                             | 3          | N/A                             |            | N/A                                    |            |
| BIRTHING CENTER                     | 0                               | 0          | N/A                             |            | N/A                                    |            |
| HOME BIRTH                          | 1                               | 0          | N/A                             |            | N/A                                    |            |
| ENROUTE/OTHER                       | 0                               | 0          | N/A                             |            | N/A                                    |            |
| UNKNOWN                             | 0                               | 0          | N/A                             |            | N/A                                    |            |
| TOTAL                               | 326                             | 3          | N/A                             |            | N/A                                    |            |
| <b>TOTAL</b>                        | <b>10,328</b>                   | <b>100</b> | <b>10,930</b>                   | <b>100</b> | <b>928</b>                             | <b>100</b> |

Notes:

1. N/A indicates category not applicable.
2. Percentages may not add to 100% due to rounding.

Source: Delaware Department of Health and Social Services, Division of Public Health, Delaware Health Statistics Center



**TABLE C-23. FIVE-YEAR AVERAGE PERCENTAGE OF LOW BIRTHWEIGHT BIRTHS(<2,500 GRAMS), BY AGE OF MOTHER, BY COUNTY, CITY OF WILMINGTON, U.S., AND DELAWARE, 2002-2019**

**ALL RACES**

| Area/<br>Age                    | 2002<br>-2006 | 2003<br>-2007 | 2004<br>-2008 | 2005<br>-2009 | 2006<br>-2010 | 2007<br>-2011 | 2008<br>-2012 | 2009<br>-2013 | 2010<br>-2014 | 2011<br>-2015 | 2012<br>-2016 | 2013<br>-2017 | 2014<br>-2018 | 2015<br>-2019 |
|---------------------------------|---------------|---------------|---------------|---------------|---------------|---------------|---------------|---------------|---------------|---------------|---------------|---------------|---------------|---------------|
| <b>U.S.</b>                     | 8.0           | 8.1           | 8.2           | 8.2           | 8.2           | 8.2           | 8.1           | 8.1           | 8.0           | 8.0           | 8.0           | 8.1           | 8.2           | 8.2           |
| <20                             | 9.9           | 9.9           | 9.9           | 9.9           | 9.8           | 9.7           | 9.6           | 9.5           | 9.5           | 9.4           | 9.5           | 9.6           | 9.7           | 9.9           |
| 20-24                           | 8.1           | 8.2           | 8.2           | 8.3           | 8.3           | 8.3           | 8.3           | 8.3           | 8.3           | 8.3           | 8.3           | 8.4           | 8.5           | 8.5           |
| 25-29                           | 7.2           | 7.3           | 7.4           | 7.4           | 7.4           | 7.4           | 7.3           | 7.3           | 7.3           | 7.3           | 7.4           | 7.5           | 7.6           | 7.7           |
| 30+                             | 8.1           | 8.2           | 8.2           | 8.3           | 8.3           | 8.3           | 8.2           | 8.2           | 8.2           | 8.1           | 8.1           | 8.2           | 8.2           | 8.2           |
| <b>Delaware</b>                 | 9.4           | 9.3           | 9.1           | 9.0           | 8.9           | 8.8           | 8.6           | 8.5           | 8.5           | 8.5           | 8.6           | 8.8           | 8.9           | 9.1           |
| <20                             | 11.4          | 11.2          | 11.3          | 11.1          | 10.5          | 10.4          | 10.1          | 9.8           | 9.9           | 9.6           | 9.0           | 9.1           | 9.4           | 9.4           |
| 20-24                           | 9.8           | 9.9           | 9.5           | 9.4           | 9.3           | 9.0           | 8.7           | 8.8           | 8.9           | 8.9           | 9.3           | 9.4           | 9.8           | 10.1          |
| 25-29                           | 8.5           | 8.2           | 8.1           | 8.0           | 8.0           | 8.1           | 8.1           | 8.2           | 8.3           | 8.3           | 8.3           | 8.5           | 8.6           | 8.6           |
| 30+                             | 9.3           | 9.1           | 9.0           | 9.0           | 8.9           | 8.7           | 8.5           | 8.4           | 8.1           | 8.4           | 8.5           | 8.7           | 8.7           | 9.1           |
| <b>Kent</b>                     | 9.3           | 9.3           | 9.0           | 8.8           | 8.6           | 8.5           | 8.3           | 8.5           | 8.6           | 8.9           | 9.1           | 9.2           | 9.2           | 9.2           |
| <20                             | 11.7          | 11.4          | 11.0          | 11.8          | 10.3          | 10.4          | 9.8           | 10.4          | 10.9          | 10.3          | 9.6           | 9.8           | 9.4           | 7.5           |
| 20-24                           | 9.8           | 9.8           | 9.2           | 8.2           | 8.5           | 8.2           | 7.7           | 7.9           | 8.6           | 8.6           | 9.1           | 9.5           | 10.2          | 10.2          |
| 25-29                           | 7.4           | 7.5           | 7.7           | 7.9           | 7.9           | 8.0           | 8.2           | 8.2           | 8.4           | 8.5           | 9.0           | 8.9           | 8.7           | 8.5           |
| 30+                             | 9.7           | 9.6           | 9.4           | 9.3           | 9.0           | 8.9           | 8.7           | 8.8           | 8.4           | 9.1           | 9.1           | 9.1           | 9.0           | 9.4           |
| <b>New Castle</b>               | 9.9           | 9.8           | 9.6           | 9.5           | 9.4           | 9.1           | 8.9           | 8.9           | 8.7           | 8.8           | 8.9           | 9.0           | 9.0           | 9.3           |
| <20                             | 12.4          | 12.5          | 12.7          | 12.0          | 11.2          | 11.0          | 10.3          | 10.1          | 10.2          | 9.8           | 9.2           | 9.4           | 9.4           | 10.4          |
| 20-24                           | 10.5          | 10.6          | 10.4          | 10.5          | 10.2          | 9.8           | 9.7           | 9.8           | 9.7           | 9.9           | 10.0          | 9.9           | 9.9           | 10.2          |
| 25-29                           | 9.1           | 8.7           | 8.4           | 8.5           | 8.4           | 8.5           | 8.4           | 8.5           | 8.4           | 8.4           | 8.3           | 8.7           | 8.9           | 9.0           |
| 30+                             | 9.6           | 9.4           | 9.2           | 9.1           | 9.1           | 8.7           | 8.5           | 8.4           | 8.3           | 8.4           | 8.7           | 8.8           | 8.7           | 9.0           |
| <b>Wilmington</b>               | 13.9          | 13.6          | 13.4          | 13.5          | 13.2          | 12.6          | 12.3          | 12.3          | 11.8          | 12.0          | 12.2          | 12.2          | 12.2          | 13.0          |
| <20                             | 14.7          | 14.4          | 14.5          | 14.6          | 14.3          | 12.7          | 12.1          | 13.2          | 12.7          | 11.7          | 12.0          | 12.2          | 9.7           | 10.9          |
| 20-24                           | 14.7          | 14.2          | 13.6          | 13.9          | 13.5          | 13.0          | 13.6          | 14.1          | 13.6          | 14.1          | 14.3          | 13.1          | 12.4          | 13.0          |
| 25-29                           | 12.8          | 12.9          | 13.2          | 13.7          | 13.7          | 12.8          | 11.9          | 11.4          | 10.7          | 10.6          | 10.8          | 11.6          | 12.2          | 12.9          |
| 30+                             | 13.4          | 12.9          | 12.7          | 12.2          | 11.8          | 12.0          | 11.5          | 11.4          | 11.1          | 11.8          | 11.8          | 12.1          | 12.5          | 13.5          |
| <b>Balance of<br/>NC County</b> | 9.1           | 9.0           | 8.8           | 8.6           | 8.5           | 8.4           | 8.2           | 8.2           | 8.2           | 8.2           | 8.3           | 8.4           | 8.5           | 8.6           |
| <20                             | 11.1          | 11.5          | 11.7          | 10.7          | 9.8           | 10.3          | 9.5           | 8.7           | 9.1           | 9.0           | 8.1           | 8.3           | 9.3           | 10.2          |
| 20-24                           | 9.1           | 9.4           | 9.3           | 9.4           | 9.2           | 8.9           | 8.6           | 8.7           | 8.7           | 8.8           | 8.9           | 9.1           | 9.3           | 9.5           |
| 25-29                           | 8.4           | 7.9           | 7.6           | 7.5           | 7.5           | 7.7           | 7.7           | 8.0           | 8.0           | 8.1           | 7.9           | 8.2           | 8.3           | 8.4           |
| 30+                             | 9.1           | 9.0           | 8.8           | 8.6           | 8.7           | 8.3           | 8.0           | 8.0           | 7.9           | 7.9           | 8.3           | 8.3           | 8.2           | 8.4           |
| <b>Sussex</b>                   | 8.0           | 7.8           | 7.7           | 7.8           | 7.9           | 7.9           | 7.9           | 7.6           | 7.5           | 7.5           | 7.5           | 7.9           | 8.3           | 8.8           |
| <20                             | 8.8           | 8.2           | 8.4           | 8.7           | 8.9           | 9.0           | 10.0          | 8.7           | 8.4           | 8.7           | 8.1           | 7.8           | 9.3           | 9.0           |
| 20-24                           | 8.4           | 8.4           | 8.0           | 8.1           | 8.2           | 8.0           | 7.6           | 7.6           | 7.4           | 7.1           | 7.7           | 8.1           | 9.0           | 9.7           |
| 25-29                           | 7.7           | 7.5           | 7.2           | 6.9           | 7.0           | 7.1           | 7.1           | 7.2           | 7.8           | 7.5           | 7.6           | 7.8           | 7.9           | 7.7           |
| 30+                             | 7.7           | 7.3           | 7.6           | 8.1           | 8.2           | 8.2           | 8.3           | 7.7           | 7.2           | 7.5           | 7.3           | 7.8           | 8.1           | 9.0           |

Sources: National Center for Health Statistics  
 Delaware Department of Health and Social Services, Division of Public Health, Delaware Health Statistics Center

**TABLE C-24. FIVE -YEAR AVERAGE PERCENTAGE OF LOW BIRTHWEIGHT BIRTHS (<2,500 GRAMS), BY AGE OF MOTHER, BY COUNTY, CITY OF WILMINGTON, U.S., AND DELAWARE, 2002-2019**

**NON-HISPANIC WHITE**

| Area/<br>Age                    | 2002<br>-2006 | 2003<br>-2007 | 2004<br>-2008 | 2005<br>-2009 | 2006<br>-2010 | 2007<br>-2011 | 2008<br>-2012 | 2009<br>-2013 | 2010<br>-2014 | 2011<br>-2015 | 2012<br>-2016 | 2013<br>-2017 | 2014<br>-2018 | 2015<br>-2019 |
|---------------------------------|---------------|---------------|---------------|---------------|---------------|---------------|---------------|---------------|---------------|---------------|---------------|---------------|---------------|---------------|
| <b>U.S.</b>                     | 7.1           | 7.2           | 7.3           | 7.3           | 7.2           | 7.2           | 7.1           | 7.1           | 7.0           | 7.0           | 7.0           | 7.0           | 7.0           | 7.0           |
| <20                             | 8.8           | 8.9           | 8.9           | 8.8           | 8.7           | 8.6           | 8.5           | 8.4           | 8.3           | 8.3           | 8.4           | 8.5           | 8.6           | 8.8           |
| 20-24                           | 7.2           | 7.3           | 7.3           | 7.3           | 7.3           | 7.2           | 7.2           | 7.2           | 7.2           | 7.1           | 7.1           | 7.2           | 7.2           | 7.2           |
| 25-29                           | 6.5           | 6.5           | 6.6           | 6.6           | 6.6           | 6.5           | 6.5           | 6.5           | 6.5           | 6.4           | 6.4           | 6.5           | 6.5           | 6.5           |
| 30+                             | 7.3           | 7.4           | 7.4           | 7.4           | 7.4           | 7.4           | 7.3           | 7.2           | 7.2           | 7.1           | 7.1           | 7.1           | 7.0           | 7.0           |
| <b>Delaware</b>                 | 7.8           | 7.6           | 7.4           | 7.3           | 7.3           | 7.0           | 7.0           | 6.9           | 6.9           | 6.9           | 7.1           | 7.0           | 7.1           | 7.3           |
| <20                             | 9.1           | 9.0           | 9.2           | 8.8           | 8.0           | 7.7           | 7.9           | 7.3           | 7.5           | 7.9           | 7.8           | 7.1           | 8.2           | 8.1           |
| 20-24                           | 7.9           | 7.8           | 7.7           | 7.7           | 7.7           | 7.4           | 7.2           | 7.1           | 7.0           | 6.7           | 6.9           | 7.2           | 7.8           | 7.9           |
| 25-29                           | 7.1           | 6.9           | 6.5           | 6.6           | 6.6           | 6.5           | 6.6           | 6.7           | 6.8           | 6.8           | 6.9           | 6.7           | 6.7           | 6.6           |
| 30+                             | 7.9           | 7.7           | 7.5           | 7.3           | 7.4           | 7.1           | 7.0           | 7.0           | 6.8           | 7.0           | 7.2           | 7.2           | 7.1           | 7.5           |
| <b>Kent</b>                     | 7.6           | 7.5           | 7.5           | 7.2           | 7.3           | 7.1           | 7.1           | 7.3           | 7.5           | 7.7           | 7.7           | 7.6           | 7.5           | 7.4           |
| <20                             | 8.6           | 9.4           | 9.8           | 9.8           | 8.3           | 8.2           | 7.2           | 7.0           | 8.6           | 9.0           | 9.6           | 8.7           | 9.5           | 6.6           |
| 20-24                           | 8.1           | 7.9           | 7.6           | 7.0           | 7.6           | 6.6           | 6.2           | 6.1           | 6.6           | 6.2           | 6.7           | 7.1           | 7.8           | 7.4           |
| 25-29                           | 5.5           | 5.7           | 6.1           | 6.2           | 6.4           | 6.6           | 7.0           | 7.3           | 7.5           | 7.6           | 7.8           | 7.1           | 6.8           | 6.4           |
| 30+                             | 8.6           | 8.2           | 8.2           | 7.9           | 7.8           | 7.7           | 7.8           | 8.2           | 7.9           | 8.7           | 8.1           | 8.1           | 7.9           | 8.2           |
| <b>New Castle</b>               | 8.0           | 7.8           | 7.5           | 7.3           | 7.2           | 6.9           | 6.8           | 6.8           | 6.7           | 6.7           | 6.9           | 6.8           | 6.8           | 6.9           |
| <20                             | 10.3          | 9.9           | 9.8           | 9.0           | 7.7           | 7.4           | 7.7           | 7.1           | 7.4           | 7.6           | 8.2           | 7.8           | 9.1           | 9.4           |
| 20-24                           | 8.2           | 8.1           | 7.9           | 8.0           | 7.8           | 7.8           | 7.7           | 8.0           | 7.7           | 7.4           | 7.1           | 7.2           | 7.3           | 7.1           |
| 25-29                           | 7.9           | 7.5           | 6.8           | 7.0           | 6.8           | 6.5           | 6.4           | 6.5           | 6.2           | 6.1           | 6.3           | 6.2           | 6.3           | 6.5           |
| 30+                             | 7.8           | 7.7           | 7.5           | 7.1           | 7.1           | 6.7           | 6.6           | 6.6           | 6.6           | 6.7           | 7.1           | 7.0           | 6.9           | 7.0           |
| <b>Wilmington</b>               | 8.0           | 7.3           | 6.6           | 6.4           | 7.2           | 7.1           | 7.3           | 8.0           | 7.7           | 7.8           | 7.9           | 8.2           | 7.7           | 8.0           |
| <20                             | 7.8           | 7.1           | 3.4           | 5.1           | 8.9           | 7.9           | 9.0           | 12.9          | 10.8          | 10.0          | 11.5          | 12.8          | 9.1           | 11.5          |
| 20-24                           | 11.2          | 8.9           | 7.1           | 9.6           | 11.7          | 10.8          | 11.1          | 14.4          | 13.8          | 11.6          | 12.6          | 12.2          | 8.4           | 5.6           |
| 25-29                           | 8.2           | 7.6           | 6.4           | 5.7           | 6.8           | 5.1           | 5.5           | 4.7           | 5.4           | 5.0           | 5.8           | 6.7           | 7.3           | 7.9           |
| 30+                             | 7.2           | 6.8           | 6.8           | 6.0           | 6.0           | 7.0           | 7.1           | 7.5           | 7.3           | 8.2           | 7.8           | 7.9           | 7.7           | 8.3           |
| <b>Balance of<br/>NC County</b> | 8.0           | 7.8           | 7.5           | 7.4           | 7.2           | 6.8           | 6.7           | 6.7           | 6.6           | 6.6           | 6.8           | 6.7           | 6.7           | 6.8           |
| <20                             | 10.5          | 10.1          | 10.2          | 9.2           | 7.7           | 7.3           | 7.6           | 6.6           | 7.0           | 7.3           | 7.9           | 7.2           | 9.1           | 9.2           |
| 20-24                           | 8.1           | 8.0           | 7.9           | 7.9           | 7.5           | 7.5           | 7.4           | 7.5           | 7.3           | 7.1           | 6.8           | 6.9           | 7.2           | 7.2           |
| 25-29                           | 7.8           | 7.5           | 6.9           | 7.1           | 6.8           | 6.6           | 6.5           | 6.6           | 6.3           | 6.2           | 6.3           | 6.2           | 6.2           | 6.5           |
| 30+                             | 7.8           | 7.7           | 7.5           | 7.2           | 7.2           | 6.7           | 6.6           | 6.5           | 6.6           | 6.6           | 7.1           | 6.9           | 6.8           | 6.9           |
| <b>Sussex</b>                   | 7.2           | 7.0           | 7.1           | 7.3           | 7.4           | 7.4           | 7.4           | 7.0           | 6.8           | 6.8           | 6.8           | 7.0           | 7.5           | 8.1           |
| <20                             | 7.6           | 7.3           | 7.5           | 7.8           | 8.2           | 7.9           | 8.7           | 7.7           | 6.9           | 7.4           | 5.9           | 4.9           | 6.0           | 7.7           |
| 20-24                           | 7.3           | 7.2           | 7.7           | 7.9           | 7.8           | 7.8           | 7.4           | 6.8           | 6.3           | 6.1           | 6.8           | 7.2           | 8.7           | 9.3           |
| 25-29                           | 6.4           | 6.5           | 6.3           | 6.2           | 6.4           | 6.4           | 6.5           | 6.6           | 7.4           | 7.4           | 7.6           | 7.2           | 7.3           | 6.8           |
| 30+                             | 7.7           | 7.1           | 7.2           | 7.7           | 7.8           | 8.0           | 7.8           | 7.2           | 6.5           | 6.6           | 6.4           | 7.0           | 7.2           | 8.6           |

Note:  
N/A indicates data not available.

Sources: National Center for Health Statistics  
Delaware Department of Health and Social Services, Division of Public Health, Delaware Health Statistics Center

**TABLE C-25. FIVE-YEAR AVERAGE PERCENTAGE OF LOW BIRTHWEIGHT BIRTHS(<2,500 GRAMS), BY AGE OF MOTHER, BY COUNTY, CITY OF WILMINGTON, U.S., AND DELAWARE, 2002-2019**

**NON-HISPANIC BLACK**

| Area/<br>Age                    | 2002<br>-2006 | 2003<br>-2007 | 2004<br>-2008 | 2005<br>-2009 | 2006<br>-2010 | 2007<br>-2011 | 2008<br>-2012 | 2009<br>-2013 | 2010<br>-2014 | 2011<br>-2015 | 2012<br>-2016 | 2013<br>-2017 | 2014<br>-2018 | 2015<br>-2019 |
|---------------------------------|---------------|---------------|---------------|---------------|---------------|---------------|---------------|---------------|---------------|---------------|---------------|---------------|---------------|---------------|
| <b>U.S.</b>                     | 13.7          | 13.8          | 13.8          | 13.8          | 13.7          | 13.6          | 13.5          | 13.3          | 13.2          | 13.2          | 13.2          | 13.3          | 13.5          | 13.7          |
| <20                             | 14.4          | 14.4          | 14.4          | 14.3          | 14.1          | 14.0          | 13.8          | 13.7          | 13.6          | 13.6          | 13.7          | 13.8          | 14.1          | 14.3          |
| 20-24                           | 13.3          | 13.4          | 13.5          | 13.5          | 13.4          | 13.3          | 13.2          | 13.1          | 13.1          | 13.0          | 13.1          | 13.2          | 13.4          | 13.6          |
| 25-29                           | 12.9          | 13.0          | 13.1          | 13.1          | 13.1          | 12.9          | 12.8          | 12.7          | 12.5          | 12.5          | 12.6          | 12.7          | 12.9          | 13.1          |
| 30+                             | 14.6          | 14.6          | 14.6          | 14.6          | 14.4          | 14.3          | 14.1          | 14.0          | 13.9          | 13.8          | 13.8          | 13.9          | 14.0          | 14.1          |
| <b>Delaware</b>                 | 14.6          | 14.4          | 14.0          | 13.9          | 13.6          | 13.2          | 12.9          | 12.9          | 12.7          | 12.6          | 12.7          | 13.2          | 13.3          | 13.7          |
| <20                             | 14.9          | 14.5          | 14.8          | 15.0          | 14.4          | 14.5          | 13.8          | 13.4          | 13.2          | 12.0          | 10.6          | 11.2          | 11.0          | 11.5          |
| 20-24                           | 14.0          | 14.4          | 13.6          | 13.4          | 12.8          | 12.3          | 12.2          | 12.5          | 12.4          | 12.7          | 13.3          | 13.3          | 13.2          | 13.9          |
| 25-29                           | 13.3          | 12.7          | 12.8          | 12.7          | 12.9          | 13.1          | 12.8          | 13.0          | 12.9          | 12.8          | 12.7          | 13.4          | 13.4          | 13.5          |
| 30+                             | 16.3          | 15.6          | 15.1          | 14.8          | 14.7          | 13.7          | 13.1          | 12.9          | 12.5          | 12.7          | 12.9          | 13.4          | 13.8          | 14.2          |
| <b>Kent</b>                     | 13.9          | 13.8          | 12.7          | 12.6          | 12.0          | 11.8          | 11.3          | 11.7          | 11.5          | 11.7          | 12.4          | 12.6          | 12.7          | 12.9          |
| <20                             | 14.5          | 13.8          | 12.6          | 14.2          | 13.2          | 14.3          | 13.8          | 14.9          | 14.0          | 12.0          | 9.3           | 11.7          | 10.2          | 8.8           |
| 20-24                           | 13.1          | 13.3          | 12.1          | 10.9          | 10.8          | 11.1          | 10.8          | 11.9          | 12.6          | 12.7          | 13.6          | 13.7          | 13.8          | 14.2          |
| 25-29                           | 12.4          | 12.4          | 11.5          | 11.5          | 11.0          | 10.3          | 10.4          | 10.5          | 10.9          | 12.0          | 12.9          | 13.0          | 13.0          | 12.8          |
| 30+                             | 16.5          | 16.3          | 14.9          | 15.4          | 14.0          | 13.0          | 11.8          | 11.2          | 9.9           | 10.4          | 11.7          | 11.4          | 12.0          | 12.9          |
| <b>New Castle</b>               | 15.1          | 14.9          | 14.6          | 14.5          | 14.3          | 13.8          | 13.2          | 13.3          | 13.1          | 13.2          | 13.1          | 13.6          | 13.7          | 14.1          |
| <20                             | 15.5          | 15.4          | 16.2          | 15.8          | 14.9          | 14.5          | 13.2          | 12.8          | 13.0          | 12.1          | 10.7          | 11.0          | 10.3          | 11.9          |
| 20-24                           | 14.4          | 15.0          | 14.4          | 14.8          | 14.0          | 13.1          | 12.9          | 12.9          | 12.6          | 13.2          | 13.7          | 13.6          | 13.5          | 13.9          |
| 25-29                           | 13.6          | 12.9          | 12.9          | 12.9          | 13.3          | 13.8          | 13.4          | 13.8          | 13.5          | 13.2          | 12.8          | 13.5          | 13.6          | 13.8          |
| 30+                             | 16.9          | 16.1          | 15.4          | 15.0          | 15.1          | 14.1          | 13.5          | 13.5          | 13.2          | 13.4          | 13.5          | 14.2          | 14.5          | 14.8          |
| <b>Wilmington</b>               | 17.3          | 17.1          | 16.7          | 16.9          | 16.2          | 15.7          | 14.8          | 15.1          | 14.6          | 14.9          | 14.9          | 15.4          | 15.2          | 15.8          |
| <20                             | 16.3          | 15.8          | 15.6          | 15.8          | 15.0          | 13.9          | 12.7          | 14.1          | 14.1          | 12.8          | 12.5          | 13.2          | 10.6          | 11.5          |
| 20-24                           | 16.2          | 16.6          | 15.9          | 16.4          | 15.3          | 14.9          | 15.0          | 15.2          | 14.3          | 15.3          | 15.4          | 14.6          | 14.1          | 15.1          |
| 25-29                           | 16.4          | 16.6          | 17.3          | 17.8          | 17.7          | 17.3          | 15.6          | 15.5          | 14.3          | 13.5          | 13.4          | 14.3          | 14.6          | 15.2          |
| 30+                             | 21.3          | 19.9          | 18.8          | 18.1          | 17.2          | 16.6          | 15.3          | 15.3          | 15.5          | 16.8          | 16.8          | 18.1          | 18.3          | 18.5          |
| <b>Balance of<br/>NC County</b> | 13.7          | 13.5          | 13.3          | 13.0          | 13.1          | 12.8          | 12.4          | 12.5          | 12.4          | 12.4          | 12.3          | 12.9          | 13.1          | 13.3          |
| <20                             | 14.3          | 15.0          | 16.8          | 15.8          | 14.7          | 15.1          | 13.7          | 11.6          | 12.1          | 11.5          | 9.3           | 9.1           | 10.0          | 12.4          |
| 20-24                           | 12.8          | 13.7          | 13.2          | 13.4          | 13.0          | 11.9          | 11.6          | 11.7          | 11.7          | 12.1          | 12.7          | 13.1          | 13.1          | 13.3          |
| 25-29                           | 12.1          | 10.9          | 10.5          | 10.2          | 11.0          | 12.0          | 12.3          | 13.0          | 13.1          | 13.0          | 12.5          | 13.2          | 13.2          | 13.2          |
| 30+                             | 15.3          | 14.8          | 14.3          | 13.9          | 14.3          | 13.3          | 12.9          | 12.8          | 12.5          | 12.3          | 12.5          | 13.1          | 13.4          | 13.6          |
| <b>Sussex</b>                   | 13.3          | 12.7          | 12.8          | 12.5          | 12.8          | 12.7          | 13.1          | 12.6          | 12.6          | 11.4          | 11.6          | 12.0          | 12.5          | 13.3          |
| <20                             | 13.5          | 12.4          | 12.8          | 13.2          | 14.1          | 14.7          | 16.3          | 14.1          | 13.1          | 11.5          | 11.7          | 11.4          | 14.2          | 13.3          |
| 20-24                           | 13.9          | 13.5          | 12.3          | 11.5          | 11.2          | 11.2          | 11.6          | 11.9          | 11.8          | 10.7          | 11.6          | 11.4          | 11.5          | 13.4          |
| 25-29                           | 13.2          | 12.6          | 14.2          | 13.8          | 13.9          | 14.1          | 13.5          | 13.1          | 13.0          | 12.0          | 11.7          | 13.3          | 12.7          | 13.4          |
| 30+                             | 11.9          | 11.3          | 12.5          | 12.0          | 13.2          | 12.0          | 13.1          | 12.3          | 13.0          | 11.9          | 11.6          | 11.8          | 12.8          | 13.2          |

Note:  
N/A indicates data not available.

Sources: National Center for Health Statistics  
Delaware Department of Health and Social Services, Division of Public Health, Delaware Health Statistics Center

**TABLE C-26. FIVE YEAR AVERAGE PERCENTAGE OF LOW BIRTHWEIGHT BIRTHS (<2,500 GRAMS), BY AGE OF MOTHER, BY COUNTY, CITY OF WILMINGTON, U.S., AND DELAWARE, 2002-2019**

**HISPANIC ORIGIN\***

| Area/<br>Age                    | 2002<br>-2006 | 2003<br>-2007 | 2004<br>-2008 | 2005<br>-2009 | 2006<br>-2010 | 2007<br>-2011 | 2008<br>-2012 | 2009<br>-2013 | 2010<br>-2014 | 2011<br>-2015 | 2012<br>-2016 | 2013<br>-2017 | 2014<br>-2018 | 2015<br>-2019 |
|---------------------------------|---------------|---------------|---------------|---------------|---------------|---------------|---------------|---------------|---------------|---------------|---------------|---------------|---------------|---------------|
| <b>U.S.</b>                     | 6.8           | 6.9           | 6.9           | 6.9           | 7.0           | 7.0           | 7.0           | 7.0           | 7.0           | 7.1           | 7.1           | 7.2           | 7.3           | 7.4           |
| <20                             | 8.0           | 8.0           | 8.0           | 8.0           | 8.0           | 8.0           | 7.9           | 7.9           | 7.9           | 7.9           | 8.0           | 8.1           | 8.2           | 8.3           |
| 20-24                           | 6.4           | 6.5           | 6.6           | 6.6           | 6.6           | 6.6           | 6.6           | 6.6           | 6.7           | 6.7           | 6.8           | 6.9           | 6.9           | 7.0           |
| 25-29                           | 6.0           | 6.1           | 6.2           | 6.2           | 6.2           | 6.2           | 6.3           | 6.3           | 6.3           | 6.4           | 6.5           | 6.6           | 6.6           | 6.7           |
| 30+                             | 7.3           | 7.4           | 7.4           | 7.4           | 7.4           | 7.5           | 7.5           | 7.5           | 7.5           | 7.6           | 7.6           | 7.7           | 7.8           | 7.9           |
| <b>Delaware</b>                 | 7.0           | 7.2           | 7.1           | 7.1           | 7.0           | 7.0           | 6.8           | 6.5           | 6.7           | 7.1           | 7.1           | 7.2           | 7.4           | 7.6           |
| <20                             | 7.8           | 8.4           | 7.6           | 7.5           | 6.9           | 7.0           | 7.0           | 7.3           | 7.8           | 8.5           | 8.4           | 8.5           | 8.6           | 7.9           |
| 20-24                           | 7.2           | 7.4           | 7.0           | 6.6           | 6.9           | 6.8           | 5.9           | 5.5           | 6.0           | 6.6           | 6.6           | 6.8           | 7.5           | 7.7           |
| 25-29                           | 6.9           | 6.6           | 6.7           | 6.4           | 6.1           | 6.1           | 6.1           | 5.8           | 6.1           | 6.2           | 6.5           | 7.2           | 7.7           | 7.8           |
| 30+                             | 6.5           | 7.1           | 7.5           | 8.2           | 8.0           | 8.2           | 8.4           | 7.9           | 7.3           | 7.8           | 7.6           | 7.0           | 6.9           | 7.4           |
| <b>Kent</b>                     | 9.4           | 8.8           | 9.1           | 8.4           | 7.3           | 8.2           | 8.1           | 7.3           | 7.4           | 7.8           | 8.3           | 8.9           | 9.1           | 9.4           |
| <20                             | 12.6          | 9.2           | 7.8           | 8.8           | 7.6           | 6.5           | 7.5           | 7.9           | 8.1           | 7.4           | 8.0           | 6.5           | 6.1           | 6.6           |
| 20-24                           | 11.0          | 10.6          | 10.0          | 7.7           | 7.4           | 8.3           | 7.8           | 6.4           | 6.4           | 7.4           | 7.1           | 7.7           | 10.0          | 10.7          |
| 25-29                           | 9.4           | 8.0           | 9.8           | 9.9           | 7.8           | 9.3           | 8.9           | 8.5           | 7.3           | 7.3           | 8.9           | 11.3          | 10.1          | 10.6          |
| 30+                             | 4.4           | 6.6           | 8.0           | 7.7           | 6.4           | 7.9           | 7.8           | 6.8           | 8.3           | 9.1           | 9.0           | 8.3           | 8.0           | 7.5           |
| <b>New Castle</b>               | 7.5           | 7.8           | 8.0           | 7.9           | 7.8           | 7.9           | 7.7           | 7.4           | 7.5           | 7.7           | 7.5           | 7.1           | 7.2           | 7.6           |
| <20                             | 8.5           | 10.1          | 9.3           | 8.6           | 8.1           | 8.5           | 7.6           | 8.6           | 8.4           | 8.5           | 8.2           | 8.8           | 8.2           | 8.5           |
| 20-24                           | 7.7           | 7.6           | 7.7           | 7.2           | 7.3           | 7.4           | 6.8           | 6.0           | 6.6           | 7.1           | 6.9           | 6.4           | 6.9           | 7.3           |
| 25-29                           | 6.7           | 6.6           | 7.1           | 7.0           | 6.9           | 6.6           | 6.9           | 6.1           | 6.6           | 7.2           | 7.1           | 7.1           | 8.0           | 8.1           |
| 30+                             | 7.6           | 8.0           | 8.4           | 9.0           | 9.1           | 9.3           | 9.2           | 9.3           | 8.5           | 8.3           | 8.0           | 7.1           | 6.7           | 7.2           |
| <b>Wilmington</b>               | 9.8           | 9.3           | 9.8           | 9.7           | 9.9           | 8.8           | 10.2          | 9.2           | 8.8           | 9.1           | 10.2          | 7.7           | 8.1           | 9.5           |
| <20                             | 9.5           | 10.1          | 11.4          | 11.3          | 11.1          | 7.9           | 9.7           | 9.8           | 8.4           | 8.5           | 10.9          | 9.9           | 7.4           | 9.1           |
| 20-24                           | 11.5          | 9.2           | 9.0           | 7.8           | 8.0           | 7.1           | 9.7           | 8.9           | 10.0          | 10.5          | 11.1          | 6.9           | 7.7           | 9.2           |
| 25-29                           | 8.6           | 8.6           | 9.3           | 10.1          | 10.4          | 8.1           | 8.3           | 6.6           | 5.6           | 7.6           | 8.5           | 6.7           | 8.1           | 9.5           |
| 30+                             | 8.5           | 9.3           | 10.3          | 11.0          | 11.5          | 12.7          | 14.0          | 12.5          | 10.9          | 9.5           | 10.5          | 8.5           | 8.6           | 9.9           |
| <b>Balance of<br/>NC County</b> | 6.8           | 7.4           | 7.5           | 7.4           | 7.2           | 7.6           | 7.0           | 6.9           | 7.1           | 7.4           | 6.9           | 7.0           | 7.1           | 7.2           |
| <20                             | 8.0           | 10.1          | 8.4           | 7.6           | 7.1           | 8.8           | 6.9           | 8.2           | 8.4           | 8.6           | 7.4           | 8.4           | 8.5           | 8.3           |
| 20-24                           | 6.4           | 7.0           | 7.2           | 7.0           | 7.0           | 7.5           | 6.0           | 5.2           | 5.7           | 6.2           | 5.9           | 6.3           | 6.7           | 6.8           |
| 25-29                           | 6.1           | 6.1           | 6.6           | 6.2           | 6.0           | 6.2           | 6.5           | 5.9           | 6.9           | 7.1           | 6.8           | 7.2           | 8.0           | 7.9           |
| 30+                             | 7.4           | 7.7           | 8.0           | 8.7           | 8.6           | 8.6           | 8.4           | 8.7           | 8.0           | 8.1           | 7.6           | 6.9           | 6.3           | 6.8           |
| <b>Sussex</b>                   | 5.4           | 5.6           | 5.0           | 5.3           | 5.4           | 5.3           | 5.1           | 4.9           | 5.1           | 5.8           | 6.0           | 6.5           | 7.0           | 7.0           |
| <20                             | 4.4           | 4.5           | 4.5           | 4.8           | 4.3           | 4.3           | 5.5           | 4.1           | 6.3           | 8.8           | 8.9           | 8.9           | 9.9           | 7.6           |
| 20-24                           | 5.1           | 5.9           | 4.9           | 5.3           | 6.2           | 5.5           | 4.0           | 4.4           | 4.6           | 5.3           | 5.7           | 6.9           | 7.3           | 7.1           |
| 25-29                           | 6.7           | 6.0           | 5.1           | 4.3           | 4.1           | 4.4           | 4.0           | 4.4           | 5.0           | 4.3           | 4.6           | 5.5           | 5.8           | 5.8           |
| 30+                             | 4.7           | 5.0           | 5.5           | 6.6           | 6.5           | 6.5           | 7.2           | 6.0           | 5.4           | 6.6           | 6.4           | 6.5           | 7.1           | 7.7           |

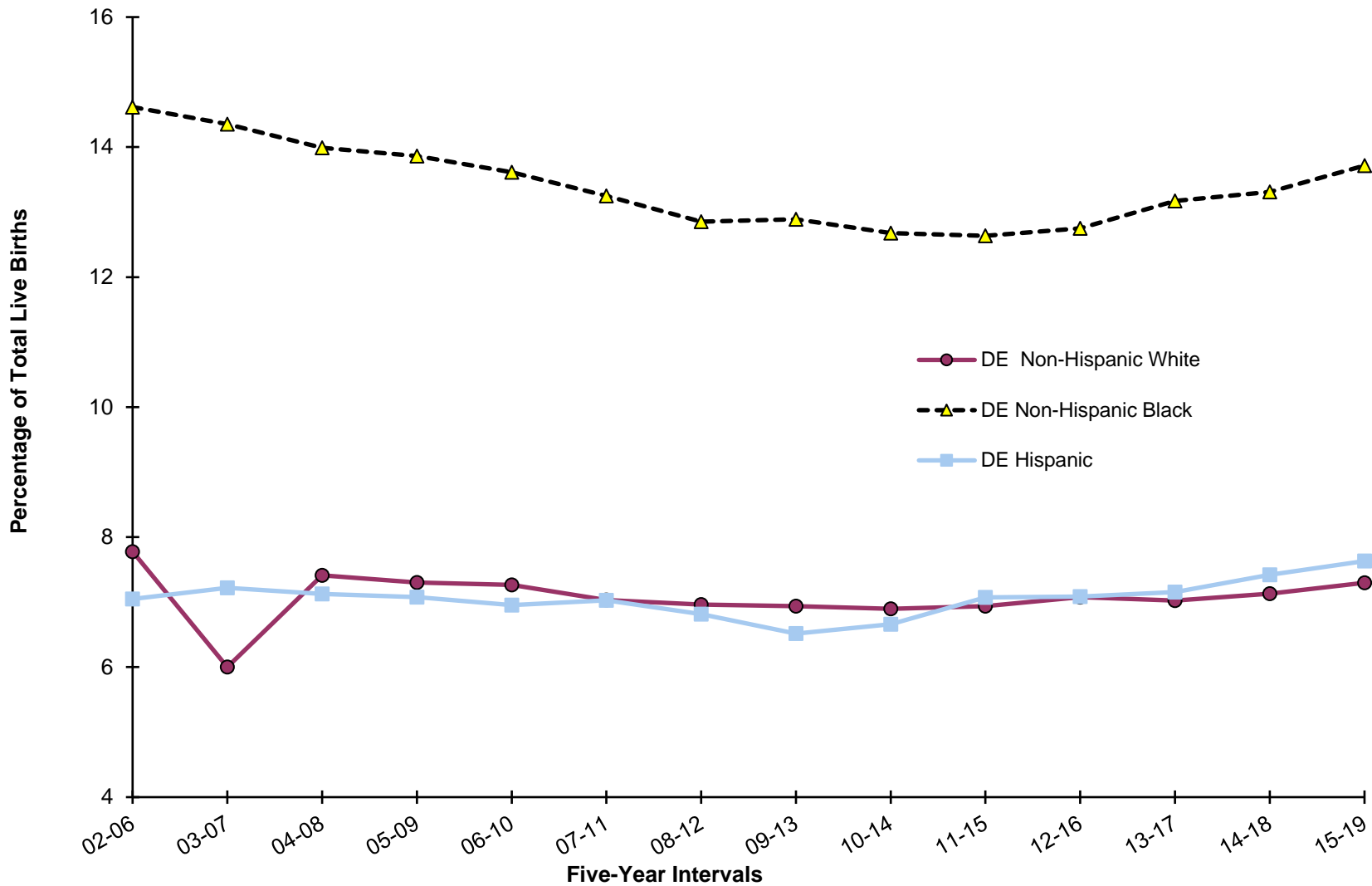
*Notes:*

\*Mothers of Hispanic origin may be of any race. See Hispanic Origin and Race in the Technical Notes.  
Percentages in this table should be interpreted with caution due to small numbers.

*Sources:* National Center for Health Statistics

Delaware Department of Health and Social Services, Division of Public Health, Delaware Health Statistics Center

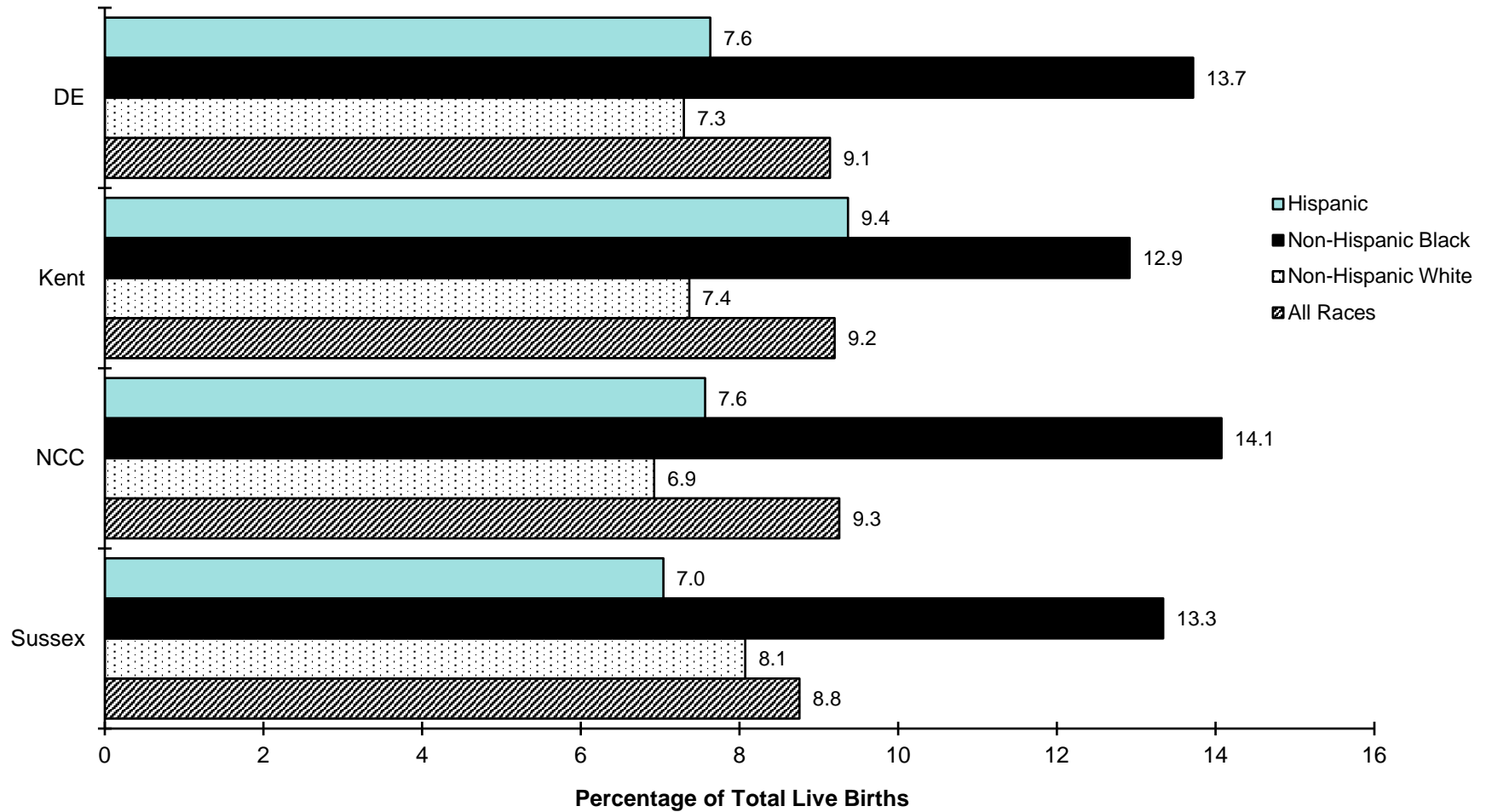
**Figure C-11 Five-Year Average Percentage of Low Birthweight Births (<2500 Grams), by Race and Hispanic Origin\*, Delaware, 2002-2019**



Note: \*Hispanic may be of any race.

Sources: Delaware Department of Health and Social Services, Division of Public Health, Delaware Health Statistics Center

**Figure C-12. Five-Year Average Percentage of Low Birthweight Births (<2500 Grams), by Race and Hispanic Origin\*, Delaware and Counties, 2015-2019**



Note: \*Hispanic may be of any race.

Sources: Delaware Department of Health and Social Services, Division of Public Health, Delaware Health Statistics Center

**TABLE C-27. FIVE-YEAR AVERAGE PERCENTAGE OF VERY LOW BIRTHWEIGHT BIRTHS (<1,500 GRAMS), BY AGE OF MOTHER, BY COUNTY, CITY OF WILMINGTON, U.S., AND DELAWARE, 2002-2019**

**ALL RACES**

| Area/<br>Age                    | 2002<br>-2006 | 2003<br>-2007 | 2004<br>-2008 | 2005<br>-2009 | 2006<br>-2010 | 2007<br>-2011 | 2008<br>-2012 | 2009<br>-2013 | 2010<br>-2014 | 2011<br>-2015 | 2012<br>-2016 | 2013<br>-2017 | 2014<br>-2018 | 2015<br>-2019 |
|---------------------------------|---------------|---------------|---------------|---------------|---------------|---------------|---------------|---------------|---------------|---------------|---------------|---------------|---------------|---------------|
| <b>U.S.</b>                     | 1.5           | 1.5           | 1.5           | 1.5           | 1.5           | 1.5           | 1.4           | 1.4           | 1.4           | 1.4           | 1.4           | 1.4           | 1.4           | 1.4           |
| <20                             | 1.9           | 1.9           | 1.8           | 1.8           | 1.8           | 1.8           | 1.7           | 1.7           | 1.7           | 1.7           | 1.7           | 1.7           | 1.7           | 1.7           |
| 20-24                           | 1.4           | 1.4           | 1.4           | 1.4           | 1.4           | 1.4           | 1.4           | 1.4           | 1.4           | 1.4           | 1.4           | 1.4           | 1.4           | 1.4           |
| 25-29                           | 1.3           | 1.3           | 1.3           | 1.3           | 1.3           | 1.3           | 1.3           | 1.3           | 1.3           | 1.3           | 1.3           | 1.3           | 1.3           | 1.3           |
| 30+                             | 1.5           | 1.5           | 1.5           | 1.5           | 1.5           | 1.5           | 1.5           | 1.5           | 1.5           | 1.5           | 1.4           | 1.4           | 1.4           | 1.4           |
| <b>Delaware</b>                 | 2.0           | 1.9           | 1.8           | 1.9           | 1.8           | 1.8           | 1.8           | 1.8           | 1.8           | 1.8           | 1.8           | 1.8           | 1.7           | 1.8           |
| <20                             | 2.4           | 2.4           | 2.4           | 2.7           | 2.4           | 2.3           | 2.3           | 2.2           | 1.9           | 1.8           | 1.6           | 1.6           | 1.5           | 1.7           |
| 20-24                           | 1.9           | 1.9           | 1.9           | 1.9           | 1.7           | 1.7           | 1.8           | 1.7           | 1.7           | 1.8           | 1.8           | 1.8           | 1.8           | 2.0           |
| 25-29                           | 1.8           | 1.7           | 1.6           | 1.6           | 1.6           | 1.6           | 1.7           | 1.6           | 1.7           | 1.8           | 1.8           | 1.8           | 1.8           | 1.8           |
| 30+                             | 2.0           | 1.9           | 1.8           | 1.9           | 1.8           | 1.8           | 1.8           | 1.8           | 1.8           | 1.8           | 1.7           | 1.7           | 1.6           | 1.7           |
| <b>Kent</b>                     | 1.8           | 1.8           | 1.7           | 1.7           | 1.5           | 1.5           | 1.5           | 1.5           | 1.5           | 1.7           | 1.7           | 1.7           | 1.7           | 1.6           |
| <20                             | 2.2           | 2.7           | 2.6           | 3.0           | 2.0           | 2.1           | 1.6           | 1.8           | 1.6           | 1.8           | 1.6           | 1.9           | 1.8           | 1.6           |
| 20-24                           | 2.1           | 2.0           | 1.8           | 1.6           | 1.4           | 1.3           | 1.4           | 1.4           | 1.5           | 1.8           | 1.8           | 1.8           | 1.9           | 1.8           |
| 25-29                           | 1.5           | 1.5           | 1.4           | 1.3           | 1.2           | 1.2           | 1.3           | 1.2           | 1.3           | 1.5           | 1.7           | 1.7           | 1.7           | 1.6           |
| 30+                             | 1.6           | 1.5           | 1.7           | 1.9           | 1.7           | 1.8           | 1.7           | 1.7           | 1.5           | 1.7           | 1.7           | 1.6           | 1.5           | 1.6           |
| <b>New Castle</b>               | 2.1           | 2.0           | 2.0           | 2.1           | 2.0           | 2.0           | 2.0           | 2.0           | 2.0           | 2.0           | 2.0           | 1.9           | 1.9           | 1.9           |
| <20                             | 2.8           | 2.7           | 2.7           | 2.8           | 2.5           | 2.3           | 2.4           | 2.3           | 2.0           | 1.8           | 1.5           | 1.4           | 1.4           | 2.1           |
| 20-24                           | 1.9           | 2.0           | 2.2           | 2.3           | 2.1           | 2.1           | 2.1           | 2.0           | 2.0           | 2.1           | 2.1           | 2.1           | 2.0           | 2.2           |
| 25-29                           | 1.8           | 1.7           | 1.7           | 1.8           | 1.9           | 2.0           | 2.1           | 2.0           | 2.1           | 2.1           | 2.1           | 1.9           | 2.1           | 2.0           |
| 30+                             | 2.2           | 2.1           | 1.9           | 2.0           | 2.0           | 1.9           | 1.9           | 1.9           | 1.9           | 1.9           | 1.9           | 1.9           | 1.8           | 1.8           |
| <b>Wilmington</b>               | 3.1           | 3.0           | 2.8           | 3.1           | 3.1           | 2.8           | 2.9           | 2.8           | 2.6           | 2.5           | 2.8           | 2.8           | 2.9           | 3.1           |
| <20                             | 2.9           | 2.6           | 3.0           | 3.2           | 3.2           | 2.3           | 2.7           | 2.2           | 2.0           | 1.9           | 2.2           | 2.1           | 1.7           | 1.7           |
| 20-24                           | 3.2           | 3.1           | 2.7           | 2.8           | 2.4           | 2.4           | 2.7           | 2.9           | 2.9           | 3.0           | 3.1           | 3.0           | 3.0           | 3.1           |
| 25-29                           | 3.5           | 3.5           | 3.3           | 3.2           | 3.5           | 3.1           | 2.9           | 2.7           | 2.5           | 2.5           | 2.8           | 3.0           | 3.6           | 3.8           |
| 30+                             | 2.7           | 2.7           | 2.4           | 3.2           | 3.3           | 3.1           | 3.1           | 3.1           | 2.6           | 2.4           | 2.6           | 2.6           | 2.7           | 3.0           |
| <b>Balance of<br/>NC County</b> | 1.9           | 1.9           | 1.8           | 1.9           | 1.8           | 1.9           | 1.8           | 1.8           | 1.8           | 1.9           | 1.8           | 1.8           | 1.7           | 1.7           |
| <20                             | 2.8           | 2.7           | 2.6           | 2.6           | 2.1           | 2.3           | 2.3           | 2.3           | 2.1           | 1.8           | 1.2           | 1.2           | 1.3           | 2.2           |
| 20-24                           | 1.5           | 1.7           | 2.0           | 2.1           | 2.0           | 2.0           | 1.9           | 1.8           | 1.7           | 1.8           | 1.8           | 1.8           | 1.8           | 1.9           |
| 25-29                           | 1.5           | 1.4           | 1.4           | 1.5           | 1.7           | 1.8           | 1.9           | 1.9           | 2.0           | 2.0           | 1.9           | 1.8           | 1.8           | 1.7           |
| 30+                             | 2.1           | 2.1           | 1.9           | 1.9           | 1.8           | 1.7           | 1.7           | 1.8           | 1.8           | 1.9           | 1.8           | 1.8           | 1.6           | 1.6           |
| <b>Sussex</b>                   | 1.7           | 1.5           | 1.5           | 1.5           | 1.4           | 1.4           | 1.4           | 1.4           | 1.4           | 1.3           | 1.3           | 1.4           | 1.3           | 1.4           |
| <20                             | 1.7           | 1.6           | 1.7           | 2.2           | 2.4           | 2.3           | 2.5           | 2.2           | 1.9           | 1.7           | 1.8           | 1.6           | 1.4           | 1.2           |
| 20-24                           | 1.5           | 1.4           | 1.3           | 1.3           | 1.3           | 1.4           | 1.5           | 1.5           | 1.3           | 1.2           | 1.3           | 1.4           | 1.5           | 1.8           |
| 25-29                           | 1.9           | 1.8           | 1.6           | 1.3           | 1.2           | 1.0           | 0.8           | 1.1           | 1.3           | 1.2           | 1.3           | 1.5           | 1.3           | 1.2           |
| 30+                             | 1.5           | 1.3           | 1.4           | 1.5           | 1.5           | 1.5           | 1.6           | 1.5           | 1.4           | 1.4           | 1.3           | 1.3           | 1.3           | 1.4           |

Sources: National Center for Health Statistics  
 Delaware Department of Health and Social Services, Division of Public Health, Delaware Health Statistics Center

**TABLE C-28. FIVE-YEAR AVERAGE PERCENTAGE OF VERY LOW BIRTHWEIGHT BIRTHS (<1,500 GRAMS), BY AGE OF MOTHER, BY COUNTY, CITY OF WILMINGTON, AND DELAWARE, 2002-2019**

**NON-HISPANIC WHITE**

| Area/<br>Age                    | 2002<br>-2006 | 2003<br>-2007 | 2004<br>-2008 | 2005<br>-2009 | 2006<br>-2010 | 2007<br>-2011 | 2008<br>-2012 | 2009<br>-2013 | 2010<br>-2014 | 2011<br>-2015 | 2012<br>-2016 | 2013<br>-2017 | 2014<br>-2018 | 2015<br>-2019 |
|---------------------------------|---------------|---------------|---------------|---------------|---------------|---------------|---------------|---------------|---------------|---------------|---------------|---------------|---------------|---------------|
| <b>U.S.</b>                     | 1.2           | 1.2           | 1.2           | 1.2           | 1.2           | 1.2           | 1.2           | 1.1           | 1.1           | 1.1           | 1.1           | 1.1           | 1.1           | 1.1           |
| <20                             | 1.6           | 1.6           | 1.6           | 1.6           | 1.6           | 1.5           | 1.5           | 1.5           | 1.5           | 1.4           | 1.5           | 1.5           | 1.5           | 1.5           |
| 20-24                           | 1.2           | 1.2           | 1.2           | 1.2           | 1.2           | 1.1           | 1.1           | 1.1           | 1.1           | 1.1           | 1.1           | 1.1           | 1.1           | 1.1           |
| 25-29                           | 1.1           | 1.1           | 1.1           | 1.1           | 1.1           | 1.0           | 1.0           | 1.0           | 1.0           | 1.0           | 1.0           | 1.0           | 1.0           | 1.0           |
| 30+                             | 1.2           | 1.2           | 1.2           | 1.2           | 1.2           | 1.2           | 1.2           | 1.2           | 1.2           | 1.1           | 1.1           | 1.1           | 1.1           | 1.0           |
| <b>Delaware</b>                 | 1.5           | 1.4           | 1.3           | 1.3           | 1.3           | 1.2           | 1.2           | 1.2           | 1.2           | 1.2           | 1.3           | 1.2           | 1.1           | 1.1           |
| <20                             | 2.1           | 2.0           | 2.0           | 2.1           | 1.6           | 1.4           | 1.5           | 1.3           | 1.2           | 1.1           | 1.2           | 1.1           | 1.6           | 1.6           |
| 20-24                           | 1.4           | 1.3           | 1.5           | 1.5           | 1.4           | 1.3           | 1.3           | 1.1           | 1.1           | 1.2           | 1.3           | 1.3           | 1.3           | 1.3           |
| 25-29                           | 1.4           | 1.3           | 1.2           | 1.2           | 1.2           | 1.1           | 1.1           | 1.1           | 1.2           | 1.2           | 1.3           | 1.2           | 1.0           | 1.0           |
| 30+                             | 1.5           | 1.3           | 1.2           | 1.2           | 1.2           | 1.2           | 1.2           | 1.2           | 1.2           | 1.3           | 1.3           | 1.2           | 1.1           | 1.1           |
| <b>Kent</b>                     | 1.3           | 1.2           | 1.2           | 1.1           | 1.1           | 1.1           | 1.1           | 1.0           | 1.1           | 1.2           | 1.3           | 1.2           | 1.1           | 1.1           |
| <20                             | 1.4           | 1.5           | 1.5           | 1.8           | 1.3           | 1.2           | 0.9           | 0.8           | 0.5           | 0.6           | 1.0           | 1.1           | 1.1           | 0.9           |
| 20-24                           | 1.7           | 1.4           | 1.3           | 1.1           | 1.1           | 0.9           | 1.0           | 0.9           | 1.1           | 1.2           | 1.4           | 1.3           | 1.3           | 1.1           |
| 25-29                           | 1.0           | 1.0           | 1.0           | 0.8           | 0.9           | 1.0           | 1.3           | 1.2           | 1.2           | 1.3           | 1.3           | 1.0           | 1.1           | 1.0           |
| 30+                             | 1.3           | 1.1           | 1.2           | 1.3           | 1.1           | 1.2           | 1.1           | 1.1           | 1.0           | 1.2           | 1.3           | 1.2           | 1.1           | 1.2           |
| <b>New Castle</b>               | 1.5           | 1.4           | 1.4           | 1.4           | 1.3           | 1.2           | 1.3           | 1.2           | 1.2           | 1.3           | 1.4           | 1.3           | 1.2           | 1.2           |
| <20                             | 2.4           | 2.3           | 2.3           | 2.1           | 1.1           | 1.1           | 1.3           | 0.9           | 0.9           | 1.1           | 1.4           | 1.1           | 2.3           | 2.6           |
| 20-24                           | 1.3           | 1.4           | 1.8           | 1.9           | 1.7           | 1.5           | 1.5           | 1.3           | 1.3           | 1.3           | 1.5           | 1.4           | 1.2           | 1.2           |
| 25-29                           | 1.4           | 1.3           | 1.2           | 1.3           | 1.4           | 1.2           | 1.3           | 1.2           | 1.1           | 1.1           | 1.2           | 1.1           | 1.1           | 1.2           |
| 30+                             | 1.5           | 1.4           | 1.3           | 1.3           | 1.2           | 1.2           | 1.3           | 1.2           | 1.2           | 1.3           | 1.4           | 1.3           | 1.2           | 1.1           |
| <b>Wilmington</b>               | 1.4           | 1.1           | 0.8           | 1.2           | 1.3           | 1.0           | 1.3           | 1.5           | 1.3           | 1.5           | 2.2           | 2.1           | 1.9           | 2.1           |
| <20                             | 1.6           | 1.8           | 0.0           | 0.0           | 0.0           | 0.0           | 0.0           | 0.0           | 0.0           | 1.7           | 1.9           | 4.3           | 6.1           | 7.7           |
| 20-24                           | 2.4           | 1.7           | 1.8           | 1.7           | 1.1           | 0.0           | 0.5           | 1.6           | 1.9           | 2.1           | 3.9           | 3.5           | 1.9           | 1.9           |
| 25-29                           | 2.5           | 2.1           | 1.2           | 1.1           | 1.1           | 0.8           | 0.8           | 0.6           | 0.9           | 0.6           | 1.6           | 1.8           | 1.8           | 2.0           |
| 30+                             | 0.7           | 0.4           | 0.4           | 1.1           | 1.6           | 1.4           | 1.9           | 2.1           | 1.5           | 1.7           | 2.1           | 2.0           | 1.7           | 1.9           |
| <b>Balance of<br/>NC County</b> | 1.5           | 1.5           | 1.4           | 1.4           | 1.3           | 1.3           | 1.3           | 1.2           | 1.2           | 1.3           | 1.3           | 1.2           | 1.1           | 1.1           |
| <20                             | 2.5           | 2.3           | 2.4           | 2.2           | 1.2           | 1.2           | 1.4           | 1.0           | 1.0           | 1.0           | 1.3           | 0.8           | 1.9           | 2.2           |
| 20-24                           | 1.2           | 1.4           | 1.8           | 1.9           | 1.8           | 1.6           | 1.5           | 1.3           | 1.2           | 1.3           | 1.3           | 1.2           | 1.2           | 1.1           |
| 25-29                           | 1.4           | 1.3           | 1.2           | 1.4           | 1.4           | 1.2           | 1.3           | 1.2           | 1.2           | 1.2           | 1.2           | 1.1           | 1.0           | 1.2           |
| 30+                             | 1.6           | 1.5           | 1.3           | 1.3           | 1.2           | 1.2           | 1.2           | 1.1           | 1.2           | 1.3           | 1.4           | 1.2           | 1.2           | 1.1           |
| <b>Sussex</b>                   | 1.5           | 1.3           | 1.3           | 1.3           | 1.2           | 1.2           | 1.2           | 1.2           | 1.2           | 1.1           | 1.1           | 1.1           | 1.0           | 1.1           |
| <20                             | 2.3           | 2.0           | 2.0           | 2.5           | 2.6           | 2.2           | 2.2           | 2.2           | 1.9           | 1.5           | 1.0           | 1.1           | 1.0           | 0.8           |
| 20-24                           | 1.3           | 1.1           | 1.2           | 1.2           | 1.2           | 1.3           | 1.4           | 1.2           | 1.0           | 0.9           | 1.1           | 1.2           | 1.3           | 1.7           |
| 25-29                           | 1.4           | 1.5           | 1.2           | 1.1           | 1.1           | 0.9           | 0.6           | 1.0           | 1.3           | 1.3           | 1.4           | 1.4           | 0.9           | 0.8           |
| 30+                             | 1.4           | 1.1           | 1.1           | 1.1           | 1.0           | 1.1           | 1.3           | 1.3           | 1.1           | 1.1           | 0.9           | 0.8           | 0.8           | 1.1           |

Note:  
N/A indicates data not available.

Sources: National Center for Health Statistics  
Delaware Department of Health and Social Services, Division of Public Health, Delaware Health Statistics Center



**TABLE C-29. FIVE-YEAR AVERAGE PERCENTAGE OF VERY LOW BIRTHWEIGHT BIRTHS (<1,500 GRAMS), BY AGE OF MOTHER, BY COUNTY, CITY OF WILMINGTON, AND DELAWARE, 2002-2019**

**NON-HISPANIC BLACK**

| Area/<br>Age                    | 2002<br>-2006 | 2003<br>-2007 | 2004<br>-2008 | 2005<br>-2009 | 2006<br>-2010 | 2007<br>-2011 | 2008<br>-2012 | 2009<br>-2013 | 2010<br>-2014 | 2011<br>-2015 | 2012<br>-2016 | 2013<br>-2017 | 2014<br>-2018 | 2015<br>-2019 |
|---------------------------------|---------------|---------------|---------------|---------------|---------------|---------------|---------------|---------------|---------------|---------------|---------------|---------------|---------------|---------------|
| <b>U.S.</b>                     | 3.2           | 3.2           | 3.2           | 3.1           | 3.1           | 3.0           | 3.0           | 3.0           | 2.9           | 2.9           | 2.9           | 2.9           | 2.9           | 2.9           |
| <20                             | 3.0           | 3.0           | 3.0           | 3.0           | 2.9           | 2.8           | 2.8           | 2.7           | 2.7           | 2.7           | 2.7           | 2.7           | 2.7           | 2.7           |
| 20-24                           | 2.8           | 2.8           | 2.8           | 2.8           | 2.8           | 2.7           | 2.7           | 2.7           | 2.7           | 2.6           | 2.6           | 2.6           | 2.6           | 2.7           |
| 25-29                           | 3.1           | 3.1           | 3.0           | 3.0           | 3.0           | 2.9           | 2.9           | 2.9           | 2.8           | 2.8           | 2.7           | 2.7           | 2.7           | 2.7           |
| 30+                             | 3.8           | 3.8           | 3.8           | 3.7           | 3.7           | 3.6           | 3.5           | 3.5           | 3.4           | 3.4           | 3.3           | 3.3           | 3.3           | 3.2           |
| <b>Delaware</b>                 | 3.6           | 3.6           | 3.5           | 3.6           | 3.4           | 3.4           | 3.3           | 3.3           | 3.2           | 3.2           | 3.0           | 3.1           | 3.1           | 3.2           |
| <20                             | 3.2           | 3.3           | 3.5           | 4.0           | 3.8           | 3.5           | 3.4           | 3.3           | 2.9           | 2.7           | 1.9           | 2.1           | 1.6           | 2.3           |
| 20-24                           | 3.2           | 3.3           | 3.2           | 3.1           | 2.8           | 2.8           | 2.8           | 2.9           | 2.9           | 2.9           | 2.9           | 2.9           | 2.9           | 3.2           |
| 25-29                           | 3.5           | 3.4           | 3.4           | 3.2           | 3.3           | 3.3           | 3.3           | 3.1           | 3.2           | 3.2           | 3.1           | 3.1           | 3.4           | 3.2           |
| 30+                             | 4.4           | 4.2           | 4.0           | 4.3           | 4.2           | 4.1           | 3.7           | 3.8           | 3.6           | 3.5           | 3.4           | 3.6           | 3.3           | 3.4           |
| <b>Kent</b>                     | 3.3           | 3.6           | 3.3           | 3.2           | 2.6           | 2.5           | 2.3           | 2.4           | 2.3           | 2.7           | 2.8           | 3.0           | 3.0           | 2.9           |
| <20                             | 3.2           | 4.3           | 3.9           | 4.7           | 3.2           | 3.7           | 2.9           | 3.5           | 3.4           | 4.0           | 2.2           | 2.8           | 2.5           | 2.1           |
| 20-24                           | 3.3           | 3.5           | 3.3           | 2.7           | 2.1           | 2.0           | 2.0           | 2.2           | 2.3           | 2.6           | 2.6           | 2.9           | 3.0           | 3.1           |
| 25-29                           | 3.4           | 3.3           | 2.8           | 2.5           | 2.0           | 1.5           | 1.3           | 1.1           | 1.5           | 2.1           | 2.8           | 3.1           | 3.3           | 2.9           |
| 30+                             | 3.6           | 3.4           | 3.4           | 4.0           | 3.6           | 3.6           | 3.5           | 3.4           | 2.6           | 2.8           | 3.1           | 2.9           | 2.7           | 3.0           |
| <b>New Castle</b>               | 3.8           | 3.8           | 3.7           | 3.8           | 3.8           | 3.7           | 3.6           | 3.6           | 3.5           | 3.5           | 3.2           | 3.3           | 3.2           | 3.3           |
| <20                             | 3.6           | 3.5           | 3.7           | 4.0           | 3.9           | 3.4           | 3.3           | 3.2           | 2.9           | 2.4           | 1.6           | 1.9           | 1.4           | 2.5           |
| 20-24                           | 3.2           | 3.4           | 3.3           | 3.5           | 3.1           | 3.2           | 3.2           | 3.1           | 3.0           | 3.1           | 2.9           | 2.9           | 2.9           | 3.2           |
| 25-29                           | 3.4           | 3.3           | 3.5           | 3.4           | 3.8           | 4.0           | 4.0           | 3.8           | 3.9           | 3.9           | 3.5           | 3.2           | 3.6           | 3.3           |
| 30+                             | 4.7           | 4.6           | 4.2           | 4.4           | 4.3           | 4.2           | 3.7           | 4.0           | 3.9           | 3.8           | 3.6           | 3.9           | 3.5           | 3.6           |
| <b>Wilmington</b>               | 4.2           | 4.1           | 3.9           | 4.1           | 4.0           | 3.8           | 3.6           | 3.6           | 3.4           | 3.2           | 3.2           | 3.4           | 3.8           | 3.9           |
| <20                             | 3.5           | 3.2           | 3.5           | 3.9           | 3.9           | 2.7           | 2.9           | 2.7           | 2.4           | 2.0           | 2.0           | 2.2           | 1.3           | 1.4           |
| 20-24                           | 3.8           | 3.7           | 3.2           | 3.3           | 2.9           | 3.0           | 3.3           | 3.3           | 3.4           | 3.6           | 3.3           | 3.3           | 3.7           | 3.7           |
| 25-29                           | 4.6           | 4.7           | 4.9           | 4.5           | 4.9           | 4.6           | 4.2           | 3.9           | 3.7           | 3.6           | 3.6           | 3.8           | 4.7           | 4.8           |
| 30+                             | 5.3           | 5.3           | 4.4           | 5.2           | 5.0           | 4.9           | 4.0           | 4.2           | 3.6           | 3.1           | 3.3           | 3.7           | 3.8           | 4.1           |
| <b>Balance of<br/>NC County</b> | 3.5           | 3.5           | 3.6           | 3.6           | 3.6           | 3.7           | 3.5           | 3.6           | 3.6           | 3.6           | 3.2           | 3.2           | 3.0           | 3.1           |
| <20                             | 3.8           | 3.9           | 4.0           | 4.0           | 3.9           | 4.1           | 3.6           | 3.7           | 3.3           | 2.8           | 1.4           | 1.7           | 1.4           | 3.5           |
| 20-24                           | 2.7           | 3.1           | 3.4           | 3.6           | 3.3           | 3.3           | 3.1           | 3.1           | 2.9           | 2.8           | 2.7           | 2.7           | 2.4           | 2.9           |
| 25-29                           | 2.8           | 2.6           | 2.8           | 2.7           | 3.2           | 3.6           | 3.9           | 3.7           | 4.0           | 4.0           | 3.4           | 3.0           | 3.1           | 2.7           |
| 30+                             | 4.4           | 4.4           | 4.1           | 4.1           | 4.1           | 3.9           | 3.6           | 3.9           | 4.0           | 4.1           | 3.6           | 3.9           | 3.5           | 3.4           |
| <b>Sussex</b>                   | 3.0           | 2.8           | 3.0           | 3.0           | 3.1           | 3.0           | 3.3           | 3.0           | 2.9           | 2.3           | 2.6           | 2.7           | 2.7           | 3.0           |
| <20                             | 1.9           | 1.8           | 2.6           | 3.3           | 3.9           | 3.9           | 4.4           | 3.2           | 2.2           | 2.1           | 2.7           | 1.8           | 1.5           | 2.0           |
| 20-24                           | 3.1           | 2.9           | 2.5           | 2.3           | 2.3           | 2.1           | 2.5           | 2.8           | 2.8           | 2.5           | 3.0           | 2.7           | 2.9           | 3.8           |
| 25-29                           | 3.9           | 3.8           | 3.7           | 3.3           | 2.5           | 2.9           | 2.9           | 2.7           | 2.3           | 1.9           | 2.1           | 2.5           | 2.5           | 2.9           |
| 30+                             | 3.3           | 2.6           | 3.6           | 3.8           | 4.9           | 4.2           | 4.2           | 3.4           | 3.9           | 2.7           | 2.5           | 3.2           | 3.0           | 2.6           |

Note:  
N/A indicates data not available.

Sources: National Center for Health Statistics  
Delaware Department of Health and Social Services, Division of Public Health, Delaware Health Statistics Center

**TABLE C-30. FIVE-YEAR AVERAGE PERCENTAGE OF VERY LOW BIRTHWEIGHT BIRTHS (<1,500 GRAMS), BY AGE OF MOTHER, BY COUNTY, CITY OF WILMINGTON, U.S., AND DELAWARE, 2002-2019**

**HISPANIC ORIGIN\***

| Area/<br>Age                    | 2002<br>-2006 | 2003<br>-2007 | 2004<br>-2008 | 2005<br>-2009 | 2006<br>-2010 | 2007<br>-2011 | 2008<br>-2012 | 2009<br>-2013 | 2010<br>-2014 | 2011<br>-2015 | 2012<br>-2016 | 2013<br>-2017 | 2014<br>-2018 | 2015<br>-2019 |
|---------------------------------|---------------|---------------|---------------|---------------|---------------|---------------|---------------|---------------|---------------|---------------|---------------|---------------|---------------|---------------|
| <b>U.S.</b>                     | 1.2           | 1.2           | 1.2           | 1.2           | 1.2           | 1.2           | 1.2           | 1.2           | 1.2           | 1.2           | 1.2           | 1.2           | 1.2           | 1.3           |
| <20                             | 1.3           | 1.3           | 1.3           | 1.3           | 1.3           | 1.3           | 1.3           | 1.3           | 1.3           | 1.3           | 1.3           | 1.3           | 1.3           | 1.3           |
| 20-24                           | 1.0           | 1.0           | 1.0           | 1.0           | 1.0           | 1.0           | 1.0           | 1.0           | 1.1           | 1.1           | 1.1           | 1.1           | 1.1           | 1.1           |
| 25-29                           | 1.0           | 1.0           | 1.0           | 1.1           | 1.1           | 1.0           | 1.0           | 1.0           | 1.1           | 1.1           | 1.1           | 1.1           | 1.1           | 1.1           |
| 30+                             | 1.4           | 1.4           | 1.4           | 1.4           | 1.4           | 1.4           | 1.4           | 1.4           | 1.4           | 1.4           | 1.4           | 1.4           | 1.4           | 1.4           |
| <b>Delaware</b>                 | 1.3           | 1.2           | 1.1           | 1.2           | 1.1           | 1.3           | 1.3           | 1.3           | 1.4           | 1.5           | 1.4           | 1.4           | 1.5           | 1.5           |
| <20                             | 1.4           | 1.4           | 1.2           | 1.2           | 0.9           | 1.2           | 1.5           | 1.5           | 1.5           | 1.7           | 1.8           | 1.5           | 1.4           | 1.1           |
| 20-24                           | 0.8           | 0.9           | 0.8           | 0.9           | 0.8           | 1.0           | 0.9           | 0.9           | 0.9           | 1.0           | 1.0           | 1.1           | 1.2           | 1.3           |
| 25-29                           | 1.3           | 1.1           | 1.0           | 1.1           | 1.0           | 1.1           | 1.1           | 1.1           | 1.4           | 1.5           | 1.6           | 1.7           | 1.9           | 1.9           |
| 30+                             | 1.8           | 1.6           | 1.6           | 1.7           | 1.5           | 1.8           | 1.9           | 1.7           | 1.7           | 1.8           | 1.4           | 1.4           | 1.4           | 1.4           |
| <b>Kent</b>                     | 1.4           | 1.3           | 1.5           | 1.6           | 1.1           | 1.7           | 1.7           | 1.5           | 1.8           | 2.0           | 1.8           | 1.7           | 1.4           | 1.4           |
| <20                             | 2.5           | 2.3           | 2.1           | 2.0           | 0.0           | 0.0           | 0.0           | 0.0           | 0.0           | 0.0           | 2.3           | 2.2           | 2.4           | 2.6           |
| 20-24                           | 1.2           | 1.1           | 1.0           | 1.3           | 1.4           | 1.7           | 2.0           | 1.7           | 2.0           | 2.2           | 1.3           | 1.0           | 0.9           | 1.3           |
| 25-29                           | 1.8           | 1.0           | 1.4           | 1.7           | 1.2           | 1.5           | 1.2           | 1.6           | 1.1           | 1.4           | 2.3           | 2.4           | 1.7           | 2.0           |
| 30+                             | 0.6           | 1.1           | 1.9           | 1.7           | 1.4           | 2.8           | 2.6           | 1.8           | 3.0           | 3.0           | 1.8           | 1.4           | 1.2           | 0.6           |
| <b>New Castle</b>               | 1.5           | 1.4           | 1.3           | 1.4           | 1.3           | 1.5           | 1.6           | 1.6           | 1.6           | 1.7           | 1.6           | 1.6           | 1.6           | 1.7           |
| <20                             | 1.7           | 1.6           | 1.5           | 1.4           | 1.3           | 1.7           | 2.2           | 2.1           | 1.7           | 1.8           | 1.3           | 1.1           | 0.8           | 0.9           |
| 20-24                           | 1.0           | 1.1           | 1.0           | 1.1           | 0.9           | 0.9           | 0.8           | 0.9           | 0.9           | 1.1           | 1.5           | 1.6           | 1.8           | 1.9           |
| 25-29                           | 1.1           | 1.1           | 1.1           | 1.2           | 1.3           | 1.6           | 1.7           | 1.6           | 2.0           | 2.2           | 1.9           | 2.0           | 2.3           | 2.3           |
| 30+                             | 2.4           | 1.9           | 1.9           | 2.0           | 1.8           | 2.0           | 2.2           | 2.2           | 1.9           | 1.8           | 1.4           | 1.4           | 1.3           | 1.4           |
| <b>Wilmington</b>               | 1.6           | 1.5           | 1.7           | 1.9           | 2.1           | 1.6           | 2.2           | 1.9           | 1.8           | 1.5           | 2.1           | 1.6           | 1.7           | 1.8           |
| <20                             | 1.2           | 0.9           | 1.9           | 1.5           | 1.7           | 1.2           | 2.8           | 1.5           | 1.7           | 1.9           | 3.3           | 1.1           | 1.2           | 1.3           |
| 20-24                           | 1.5           | 1.7           | 1.5           | 1.6           | 1.7           | 1.3           | 1.2           | 1.7           | 1.3           | 1.0           | 1.9           | 1.9           | 1.4           | 1.9           |
| 25-29                           | 2.2           | 1.8           | 1.7           | 2.1           | 2.5           | 1.2           | 1.7           | 1.3           | 0.9           | 1.0           | 1.5           | 1.0           | 1.5           | 2.0           |
| 30+                             | 1.4           | 1.3           | 1.8           | 2.7           | 2.8           | 2.9           | 3.9           | 3.3           | 3.2           | 2.3           | 2.2           | 2.0           | 2.3           | 1.8           |
| <b>Balance of<br/>NC County</b> | 1.4           | 1.3           | 1.2           | 1.3           | 1.1           | 1.5           | 1.5           | 1.6           | 1.6           | 1.8           | 1.5           | 1.6           | 1.6           | 1.7           |
| <20                             | 2.0           | 1.9           | 1.3           | 1.4           | 1.1           | 1.9           | 2.0           | 2.3           | 1.7           | 1.8           | 0.7           | 1.0           | 0.7           | 0.8           |
| 20-24                           | 0.8           | 0.8           | 0.8           | 0.9           | 0.6           | 0.8           | 0.7           | 0.6           | 0.8           | 1.1           | 1.4           | 1.5           | 1.9           | 1.9           |
| 25-29                           | 0.8           | 0.9           | 0.9           | 1.0           | 1.0           | 1.7           | 1.7           | 1.7           | 2.3           | 2.4           | 2.0           | 2.2           | 2.4           | 2.3           |
| 30+                             | 2.6           | 2.1           | 1.9           | 1.9           | 1.7           | 1.8           | 1.9           | 2.0           | 1.6           | 1.7           | 1.3           | 1.2           | 1.1           | 1.4           |
| <b>Sussex</b>                   | 0.8           | 0.7           | 0.6           | 0.7           | 0.7           | 0.7           | 0.7           | 0.7           | 0.8           | 1.0           | 1.0           | 1.1           | 1.3           | 1.2           |
| <20                             | 0.3           | 0.6           | 0.3           | 0.5           | 0.5           | 0.6           | 0.7           | 0.9           | 1.5           | 2.0           | 2.7           | 2.0           | 2.0           | 1.1           |
| 20-24                           | 0.5           | 0.4           | 0.4           | 0.6           | 0.6           | 0.9           | 0.7           | 0.7           | 0.5           | 0.3           | 0.0           | 0.4           | 0.3           | 0.3           |
| 25-29                           | 1.5           | 1.0           | 0.9           | 0.6           | 0.5           | 0.2           | 0.1           | 0.3           | 0.5           | 0.7           | 0.7           | 1.0           | 1.4           | 1.2           |
| 30+                             | 0.8           | 0.9           | 0.9           | 1.0           | 1.0           | 1.1           | 1.3           | 1.0           | 1.0           | 1.4           | 1.3           | 1.3           | 1.5           | 1.7           |

Notes:

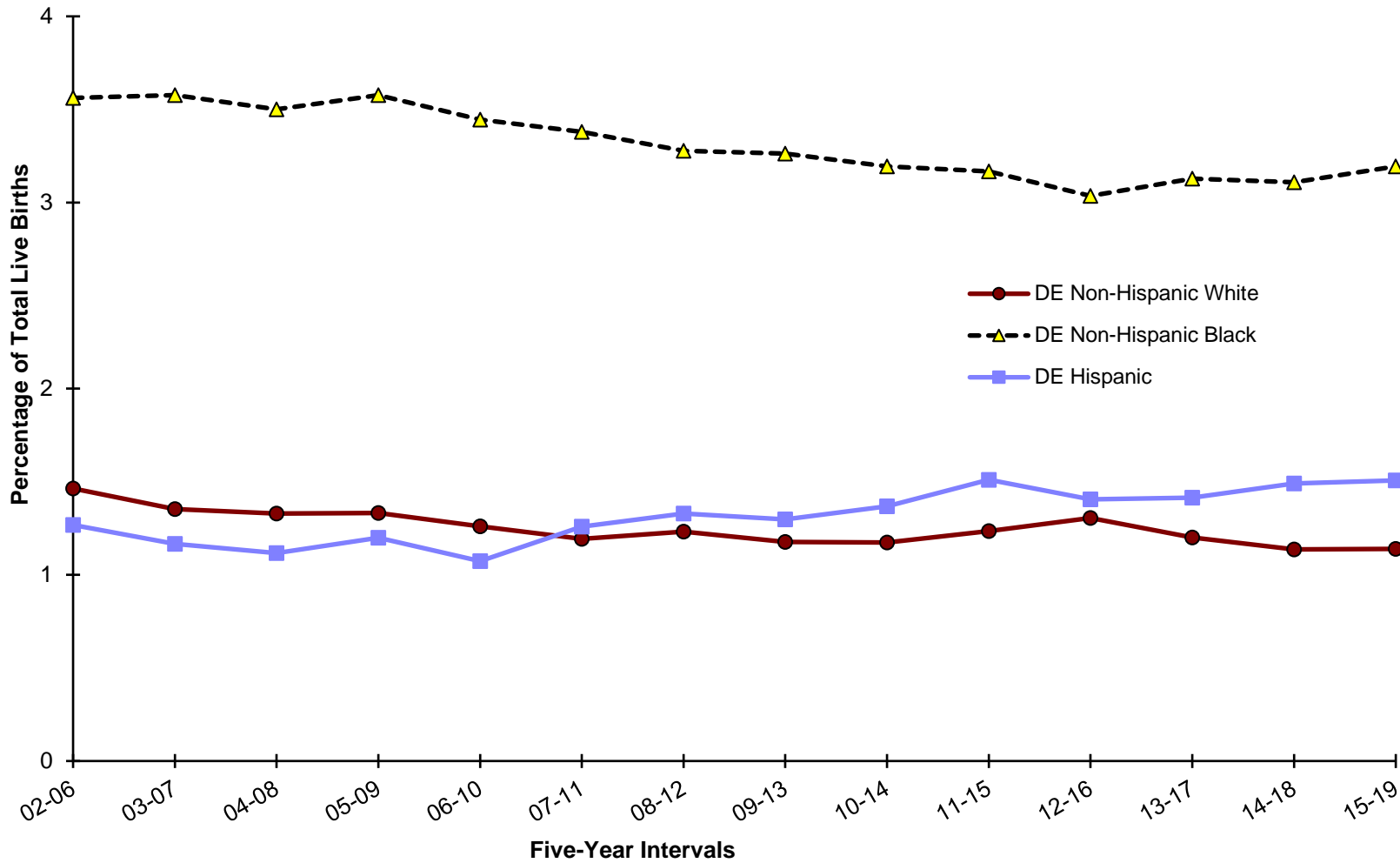
\*Mothers of Hispanic origin may be of any race. See Hispanic Origin and Race in the Technical Notes.

Percentages in this table should be interpreted with caution due to small numbers.

Sources: National Center for Health Statistics

Delaware Department of Health and Social Services, Division of Public Health, Delaware Health Statistics Center

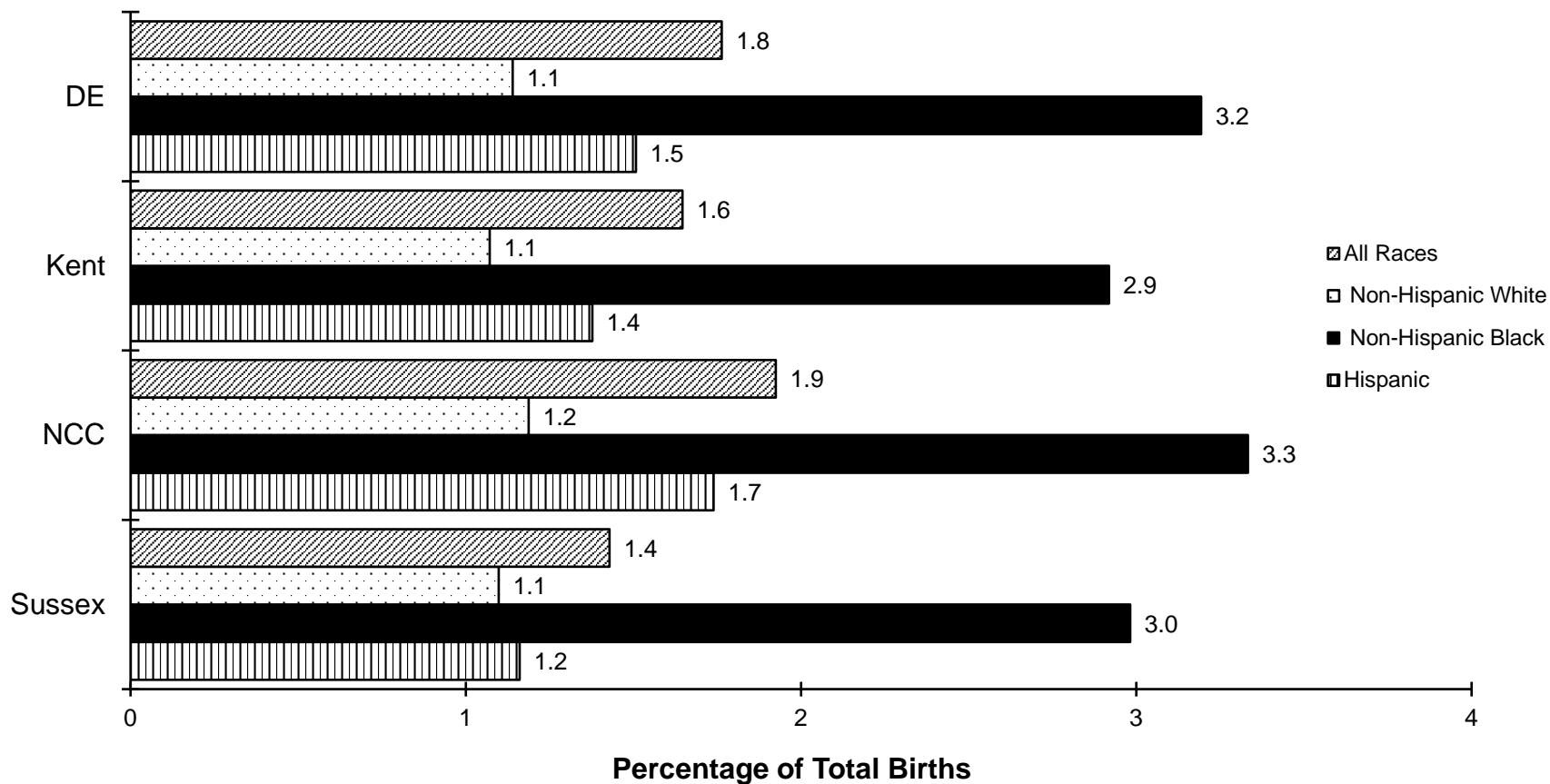
**Figure C-13. Five-Year Average Percentage of Very Low Birthweight Births (<1500 Grams), by Race and Hispanic Origin\*, Delaware and Counties, 2002-2019**



Note: \*Hispanic may be of any race.

Sources: Delaware Department of Health and Social Service, Division of Public Health, Delaware Health Statistics Center

**Figure C-14. Five-Year Average Percentage of Very Low Birthweight Births (<1500 Grams), by Race, Delaware and Counties, 2015-2019**



Note: \*Hispanic may be of any race.

Sources: Delaware Department of Health and Social Services, Division of Public Health, Delaware Health Statistics Center

**TABLE C-31. NUMBER OF LIVE BIRTHS BY BIRTHWEIGHT IN GRAMS AND AGE OF MOTHER, BY COUNTY, CITY OF WILMINGTON, AND DELAWARE, 2019**

| Area/<br>Birthweight        | Age    |     |       |       |       |       |       |       |     |         |
|-----------------------------|--------|-----|-------|-------|-------|-------|-------|-------|-----|---------|
|                             | Total  | <15 | 15-17 | 18-19 | 20-24 | 25-29 | 30-34 | 35-39 | 40+ | Unknown |
| <b>Delaware</b>             | 10,328 | 6   | 115   | 324   | 1,810 | 3,129 | 3,080 | 1,517 | 347 | 0       |
| <2500                       | 974    | 0   | 11    | 37    | 179   | 267   | 288   | 151   | 41  | 0       |
| <1500                       | 202    | 0   | 3     | 8     | 43    | 57    | 51    | 32    | 8   | 0       |
| <500                        | 24     | 0   | 0     | 1     | 6     | 7     | 4     | 6     | 0   | 0       |
| 500-749                     | 41     | 0   | 1     | 3     | 10    | 13    | 6     | 7     | 1   | 0       |
| 750-999                     | 41     | 0   | 2     | 2     | 9     | 13    | 10    | 4     | 1   | 0       |
| 1000-1499                   | 96     | 0   | 0     | 2     | 18    | 24    | 31    | 15    | 6   | 0       |
| 1500-1999                   | 202    | 0   | 4     | 6     | 29    | 66    | 53    | 38    | 6   | 0       |
| 2000-2499                   | 570    | 0   | 4     | 23    | 107   | 144   | 184   | 81    | 27  | 0       |
| 2500+                       | 9,350  | 6   | 104   | 287   | 1,630 | 2,862 | 2,790 | 1,365 | 306 | 0       |
| Unknown                     | 4      | 0   | 0     | 0     | 1     | 0     | 2     | 1     | 0   | 0       |
| <b>Kent</b>                 | 2,044  | 0   | 19    | 56    | 433   | 671   | 563   | 238   | 64  | 0       |
| <2500                       | 178    | 0   | 0     | 5     | 35    | 56    | 52    | 25    | 5   | 0       |
| <1500                       | 33     | 0   | 0     | 1     | 7     | 10    | 8     | 4     | 3   | 0       |
| <500                        | 3      | 0   | 0     | 0     | 1     | 1     | 1     | 0     | 0   | 0       |
| 500-749                     | 6      | 0   | 0     | 1     | 0     | 2     | 0     | 3     | 0   | 0       |
| 750-999                     | 5      | 0   | 0     | 0     | 1     | 3     | 0     | 0     | 1   | 0       |
| 1000-1499                   | 19     | 0   | 0     | 0     | 5     | 4     | 7     | 1     | 2   | 0       |
| 1500-1999                   | 37     | 0   | 0     | 0     | 8     | 14    | 7     | 8     | 0   | 0       |
| 2000-2499                   | 108    | 0   | 0     | 4     | 20    | 32    | 37    | 13    | 2   | 0       |
| 2500+                       | 1,866  | 0   | 19    | 51    | 398   | 615   | 511   | 213   | 59  | 0       |
| Unknown                     | 0      | 0   | 0     | 0     | 0     | 0     | 0     | 0     | 0   | 0       |
| <b>New Castle</b>           | 6,016  | 2   | 59    | 157   | 915   | 1,763 | 1,935 | 974   | 211 | 0       |
| <2500                       | 575    | 0   | 9     | 22    | 98    | 161   | 168   | 90    | 27  | 0       |
| <1500                       | 129    | 0   | 3     | 6     | 23    | 39    | 34    | 20    | 4   | 0       |
| <500                        | 20     | 0   | 0     | 1     | 4     | 6     | 3     | 6     | 0   | 0       |
| 500-749                     | 27     | 0   | 1     | 1     | 7     | 10    | 4     | 4     | 0   | 0       |
| 750-999                     | 25     | 0   | 2     | 2     | 3     | 7     | 8     | 3     | 0   | 0       |
| 1000-1499                   | 57     | 0   | 0     | 2     | 9     | 16    | 19    | 7     | 4   | 0       |
| 1500-1999                   | 121    | 0   | 3     | 2     | 16    | 38    | 38    | 19    | 5   | 0       |
| 2000-2499                   | 325    | 0   | 3     | 14    | 59    | 84    | 96    | 51    | 18  | 0       |
| 2500+                       | 5,437  | 2   | 50    | 135   | 816   | 1,602 | 1,765 | 883   | 184 | 0       |
| Unknown                     | 4      | 0   | 0     | 0     | 1     | 0     | 2     | 1     | 0   | 0       |
| <b>Wilmington</b>           | 826    | 1   | 24    | 47    | 191   | 239   | 198   | 102   | 24  | 0       |
| <2500                       | 126    | 0   | 4     | 6     | 31    | 36    | 31    | 13    | 5   | 0       |
| <1500                       | 29     | 0   | 1     | 0     | 6     | 9     | 9     | 4     | 0   | 0       |
| <500                        | 4      | 0   | 0     | 0     | 1     | 1     | 1     | 1     | 0   | 0       |
| 500-749                     | 5      | 0   | 0     | 0     | 1     | 0     | 3     | 1     | 0   | 0       |
| 750-999                     | 4      | 0   | 1     | 0     | 1     | 1     | 1     | 0     | 0   | 0       |
| 1000-1499                   | 16     | 0   | 0     | 0     | 3     | 7     | 4     | 2     | 0   | 0       |
| 1500-1999                   | 31     | 0   | 2     | 1     | 2     | 10    | 9     | 6     | 1   | 0       |
| 2000-2499                   | 66     | 0   | 1     | 5     | 23    | 17    | 13    | 3     | 4   | 0       |
| 2500+                       | 699    | 1   | 20    | 41    | 160   | 203   | 167   | 88    | 19  | 0       |
| Unknown                     | 1      | 0   | 0     | 0     | 0     | 0     | 0     | 1     | 0   | 0       |
| <b>Balance of NC County</b> | 5,190  | 1   | 35    | 110   | 724   | 1,524 | 1,737 | 872   | 187 | 0       |
| <2500                       | 449    | 0   | 5     | 16    | 67    | 125   | 137   | 77    | 22  | 0       |
| <1500                       | 100    | 0   | 2     | 6     | 17    | 30    | 25    | 16    | 4   | 0       |
| <500                        | 16     | 0   | 0     | 1     | 3     | 5     | 2     | 5     | 0   | 0       |
| 500-749                     | 22     | 0   | 1     | 1     | 6     | 10    | 1     | 3     | 0   | 0       |
| 750-999                     | 21     | 0   | 1     | 2     | 2     | 6     | 7     | 3     | 0   | 0       |
| 1000-1499                   | 41     | 0   | 0     | 2     | 6     | 9     | 15    | 5     | 4   | 0       |
| 1500-1999                   | 90     | 0   | 1     | 1     | 14    | 28    | 29    | 13    | 4   | 0       |
| 2000-2499                   | 259    | 0   | 2     | 9     | 36    | 67    | 83    | 48    | 14  | 0       |
| 2500+                       | 4,738  | 1   | 30    | 94    | 656   | 1,399 | 1,598 | 795   | 165 | 0       |
| Unknown                     | 3      | 0   | 0     | 0     | 1     | 0     | 2     | 0     | 0   | 0       |
| <b>Sussex</b>               | 2,268  | 4   | 37    | 111   | 462   | 695   | 582   | 305   | 72  | 0       |
| <2500                       | 221    | 0   | 2     | 10    | 46    | 50    | 68    | 36    | 9   | 0       |
| <1500                       | 40     | 0   | 0     | 1     | 13    | 8     | 9     | 8     | 1   | 0       |
| <500                        | 1      | 0   | 0     | 0     | 1     | 0     | 0     | 0     | 0   | 0       |
| 500-749                     | 8      | 0   | 0     | 1     | 3     | 1     | 2     | 0     | 1   | 0       |
| 750-999                     | 11     | 0   | 0     | 0     | 5     | 3     | 2     | 1     | 0   | 0       |
| 1000-1499                   | 20     | 0   | 0     | 0     | 4     | 4     | 5     | 7     | 0   | 0       |
| 1500-1999                   | 44     | 0   | 1     | 4     | 5     | 14    | 8     | 11    | 1   | 0       |
| 2000-2499                   | 137    | 0   | 1     | 5     | 28    | 28    | 51    | 17    | 7   | 0       |
| 2500+                       | 2,047  | 4   | 35    | 101   | 416   | 645   | 514   | 269   | 63  | 0       |
| Unknown                     | 0      | 0   | 0     | 0     | 0     | 0     | 0     | 0     | 0   | 0       |

Notes:

1. Low birthweight is less than 2500 grams.
2. Very low birthweight is less than 1500 grams.

Source: Delaware Department of Health and Social Services, Division of Public Health, Delaware Health Statistics Center

**TABLE C-32. NUMBER OF LIVE BIRTHS BY BIRTHWEIGHT IN GRAMS, RACE, AND HISPANIC ORIGIN OF MOTHER, BY COUNTY, CITY OF WILMINGTON, AND DELAWARE, 2019**

| Area/<br>Birthweight        | Race      |                    |                    |                    | Hispanic |
|-----------------------------|-----------|--------------------|--------------------|--------------------|----------|
|                             | All Races | Non-Hispanic White | Non-Hispanic Black | Non-Hispanic Other |          |
| <b>Delaware</b>             | 10,328    | 4,857              | 2,856              | 863                | 1,752    |
| <2500                       | 974       | 364                | 408                | 65                 | 137      |
| <1500                       | 202       | 58                 | 103                | 13                 | 28       |
| <500                        | 24        | 1                  | 14                 | 3                  | 6        |
| 500-749                     | 41        | 12                 | 22                 | 2                  | 5        |
| 750-999                     | 41        | 14                 | 23                 | 2                  | 2        |
| 1000-1499                   | 96        | 31                 | 44                 | 6                  | 15       |
| 1500-1999                   | 202       | 69                 | 96                 | 11                 | 26       |
| 2000-2499                   | 570       | 237                | 209                | 41                 | 83       |
| 2500+                       | 9,350     | 4,491              | 2,448              | 798                | 1,613    |
| Unknown                     | 4         | 2                  | 0                  | 0                  | 2        |
| <b>Kent</b>                 | 2,044     | 1,059              | 638                | 127                | 220      |
| <2500                       | 178       | 67                 | 85                 | 9                  | 17       |
| <1500                       | 33        | 10                 | 16                 | 2                  | 5        |
| <500                        | 3         | 0                  | 2                  | 1                  | 0        |
| 500-749                     | 6         | 2                  | 3                  | 1                  | 0        |
| 750-999                     | 5         | 2                  | 2                  | 0                  | 1        |
| 1000-1499                   | 19        | 6                  | 9                  | 0                  | 4        |
| 1500-1999                   | 37        | 10                 | 22                 | 3                  | 2        |
| 2000-2499                   | 108       | 47                 | 47                 | 4                  | 10       |
| 2500+                       | 1,866     | 992                | 553                | 118                | 203      |
| Unknown                     | 0         | 0                  | 0                  | 0                  | 0        |
| <b>New Castle</b>           | 6,016     | 2,555              | 1,838              | 647                | 976      |
| <2500                       | 575       | 177                | 264                | 49                 | 85       |
| <1500                       | 129       | 28                 | 71                 | 11                 | 19       |
| <500                        | 20        | 0                  | 12                 | 2                  | 6        |
| 500-749                     | 27        | 6                  | 16                 | 1                  | 4        |
| 750-999                     | 25        | 8                  | 14                 | 2                  | 1        |
| 1000-1499                   | 57        | 14                 | 29                 | 6                  | 8        |
| 1500-1999                   | 121       | 36                 | 60                 | 8                  | 17       |
| 2000-2499                   | 325       | 113                | 133                | 30                 | 49       |
| 2500+                       | 5,437     | 2,376              | 1,574              | 598                | 889      |
| Unknown                     | 4         | 2                  | 0                  | 0                  | 2        |
| <b>Wilmington</b>           | 826       | 162                | 514                | 19                 | 131      |
| <2500                       | 126       | 13                 | 90                 | 3                  | 20       |
| <1500                       | 29        | 2                  | 23                 | 1                  | 3        |
| <500                        | 4         | 0                  | 3                  | 0                  | 1        |
| 500-749                     | 5         | 0                  | 5                  | 0                  | 0        |
| 750-999                     | 4         | 1                  | 3                  | 0                  | 0        |
| 1000-1499                   | 16        | 1                  | 12                 | 1                  | 2        |
| 1500-1999                   | 31        | 3                  | 22                 | 1                  | 5        |
| 2000-2499                   | 66        | 8                  | 45                 | 1                  | 12       |
| 2500+                       | 699       | 149                | 424                | 16                 | 110      |
| Unknown                     | 1         | 0                  | 0                  | 0                  | 1        |
| <b>Balance of NC County</b> | 5,190     | 2,393              | 1,324              | 628                | 845      |
| <2500                       | 449       | 164                | 174                | 46                 | 65       |
| <1500                       | 100       | 26                 | 48                 | 10                 | 16       |
| <500                        | 16        | 0                  | 9                  | 2                  | 5        |
| 500-749                     | 22        | 6                  | 11                 | 1                  | 4        |
| 750-999                     | 21        | 7                  | 11                 | 2                  | 1        |
| 1000-1499                   | 41        | 13                 | 17                 | 5                  | 6        |
| 1500-1999                   | 90        | 33                 | 38                 | 7                  | 12       |
| 2000-2499                   | 259       | 105                | 88                 | 29                 | 37       |
| 2500+                       | 4,738     | 2,227              | 1,150              | 582                | 779      |
| Unknown                     | 3         | 2                  | 0                  | 0                  | 1        |
| <b>Sussex</b>               | 2,268     | 1,243              | 380                | 89                 | 556      |
| <2500                       | 221       | 120                | 59                 | 7                  | 35       |
| <1500                       | 40        | 20                 | 16                 | 0                  | 4        |
| <500                        | 1         | 1                  | 0                  | 0                  | 0        |
| 500-749                     | 8         | 4                  | 3                  | 0                  | 1        |
| 750-999                     | 11        | 4                  | 7                  | 0                  | 0        |
| 1000-1499                   | 20        | 11                 | 6                  | 0                  | 3        |
| 1500-1999                   | 44        | 23                 | 14                 | 0                  | 7        |
| 2000-2499                   | 137       | 77                 | 29                 | 7                  | 24       |
| 2500+                       | 2,047     | 1,123              | 321                | 82                 | 521      |
| Unknown                     | 0         | 0                  | 0                  | 0                  | 0        |

*Notes:*

1. Low birthweight is less than 2500 grams.
2. Very low birthweight is less than 1500 grams.

\* Mothers of Hispanic origin may be of any race. See Hispanic Origin and Race in the Technical Notes.

*Source:* Delaware Department of Health and Social Services, Division of Public Health, Delaware Health Statistics Center

**TABLE C-33. NUMBER OF LIVE BIRTHS, BY RACE AND HISPANIC ORIGIN OF MOTHER, WEEKS OF GESTATION, AND AGE OF MOTHER, DELAWARE, 2019**

| Race-Origin/<br>Weeks     | Age    |     |       |       |       |       |     |         |
|---------------------------|--------|-----|-------|-------|-------|-------|-----|---------|
|                           | Total  | <20 | 20-24 | 25-29 | 30-34 | 35-39 | 40+ | Unknown |
| <b>All Races</b>          | 10,328 | 445 | 1,810 | 3,129 | 3,080 | 1,517 | 347 | 0       |
| <20 Weeks                 | 8      | 0   | 2     | 1     | 2     | 3     | 0   | 0       |
| 20-27 Weeks               | 92     | 8   | 21    | 30    | 15    | 17    | 1   | 0       |
| 28-31 Weeks               | 107    | 2   | 17    | 30    | 38    | 11    | 9   | 0       |
| 32-35 Weeks               | 493    | 22  | 89    | 130   | 143   | 87    | 22  | 0       |
| 36 Weeks                  | 400    | 18  | 56    | 113   | 124   | 65    | 24  | 0       |
| 37-39 Weeks               | 6,437  | 243 | 1,090 | 1,944 | 1,919 | 1,011 | 230 | 0       |
| 40 Weeks                  | 2,218  | 117 | 433   | 701   | 649   | 264   | 54  | 0       |
| 41 Weeks                  | 552    | 32  | 99    | 172   | 185   | 58    | 6   | 0       |
| 42+ Weeks                 | 20     | 2   | 3     | 8     | 5     | 1     | 1   | 0       |
| Unknown                   | 1      | 1   | 0     | 0     | 0     | 0     | 0   | 0       |
| <b>Non-Hispanic White</b> | 4,857  | 80  | 653   | 1,494 | 1,701 | 774   | 155 | 0       |
| <20 Weeks                 | 1      | 0   | 1     | 0     | 0     | 0     | 0   | 0       |
| 20-27 Weeks               | 25     | 0   | 4     | 13    | 3     | 5     | 0   | 0       |
| 28-31 Weeks               | 36     | 0   | 3     | 11    | 17    | 4     | 1   | 0       |
| 32-35 Weeks               | 217    | 8   | 27    | 54    | 78    | 45    | 5   | 0       |
| 36 Weeks                  | 180    | 3   | 23    | 57    | 63    | 24    | 10  | 0       |
| 37-39 Weeks               | 3,025  | 35  | 402   | 922   | 1,052 | 509   | 105 | 0       |
| 40 Weeks                  | 1,069  | 28  | 153   | 348   | 363   | 148   | 29  | 0       |
| 41 Weeks                  | 291    | 6   | 38    | 85    | 120   | 38    | 4   | 0       |
| 42+ Weeks                 | 13     | 0   | 2     | 4     | 5     | 1     | 1   | 0       |
| Unknown                   | 0      | 0   | 0     | 0     | 0     | 0     | 0   | 0       |
| <b>Non-Hispanic Black</b> | 2,856  | 219 | 661   | 854   | 649   | 373   | 100 | 0       |
| <20 Weeks                 | 3      | 0   | 0     | 1     | 0     | 2     | 0   | 0       |
| 20-27 Weeks               | 52     | 8   | 14    | 9     | 10    | 10    | 1   | 0       |
| 28-31 Weeks               | 46     | 2   | 13    | 10    | 14    | 5     | 2   | 0       |
| 32-35 Weeks               | 168    | 8   | 41    | 56    | 34    | 19    | 10  | 0       |
| 36 Weeks                  | 132    | 11  | 19    | 35    | 34    | 22    | 11  | 0       |
| 37-39 Weeks               | 1,778  | 126 | 393   | 526   | 416   | 252   | 65  | 0       |
| 40 Weeks                  | 559    | 53  | 152   | 172   | 118   | 55    | 9   | 0       |
| 41 Weeks                  | 115    | 11  | 28    | 43    | 23    | 8     | 2   | 0       |
| 42+ Weeks                 | 3      | 0   | 1     | 2     | 0     | 0     | 0   | 0       |
| Unknown                   | 0      | 0   | 0     | 0     | 0     | 0     | 0   | 0       |
| <b>Non-Hispanic Other</b> | 863    | 14  | 90    | 248   | 322   | 163   | 26  | 0       |
| <20 Weeks                 | 1      | 0   | 0     | 0     | 0     | 1     | 0   | 0       |
| 20-27 Weeks               | 5      | 0   | 0     | 4     | 0     | 1     | 0   | 0       |
| 28-31 Weeks               | 8      | 0   | 0     | 1     | 5     | 0     | 2   | 0       |
| 32-35 Weeks               | 27     | 1   | 5     | 3     | 8     | 10    | 0   | 0       |
| 36 Weeks                  | 28     | 0   | 3     | 6     | 10    | 8     | 1   | 0       |
| 37-39 Weeks               | 541    | 6   | 54    | 154   | 195   | 117   | 15  | 0       |
| 40 Weeks                  | 207    | 4   | 24    | 66    | 83    | 22    | 8   | 0       |
| 41 Weeks                  | 45     | 3   | 4     | 13    | 21    | 4     | 0   | 0       |
| 42+ Weeks                 | 1      | 0   | 0     | 1     | 0     | 0     | 0   | 0       |
| Unknown                   | 0      | 0   | 0     | 0     | 0     | 0     | 0   | 0       |
| <b>Hispanic Origin*</b>   | 1,752  | 132 | 406   | 533   | 408   | 207   | 66  | 0       |
| <20 Weeks                 | 3      | 0   | 1     | 0     | 2     | 0     | 0   | 0       |
| 20-27 Weeks               | 10     | 0   | 3     | 4     | 2     | 1     | 0   | 0       |
| 28-31 Weeks               | 17     | 0   | 1     | 8     | 2     | 2     | 4   | 0       |
| 32-35 Weeks               | 81     | 5   | 16    | 17    | 23    | 13    | 7   | 0       |
| 36 Weeks                  | 60     | 4   | 11    | 15    | 17    | 11    | 2   | 0       |
| 37-39 Weeks               | 1,093  | 76  | 241   | 342   | 256   | 133   | 45  | 0       |
| 40 Weeks                  | 383    | 32  | 104   | 115   | 85    | 39    | 8   | 0       |
| 41 Weeks                  | 101    | 12  | 29    | 31    | 21    | 8     | 0   | 0       |
| 42+ Weeks                 | 3      | 2   | 0     | 1     | 0     | 0     | 0   | 0       |
| Unknown                   | 1      | 1   | 0     | 0     | 0     | 0     | 0   | 0       |

Notes:

Weeks of gestation are calculated from the first day of the last normal menstrual period to date of delivery.

\*Mothers of Hispanic origin may be of any race. See Hispanic Origin and Race in the Technical Notes.

Source: Delaware Department of Health and Social Services, Division of Public Health, Delaware Health Statistics Center

**TABLE C-34. NUMBER OF LIVE BIRTHS BY RACE AND HISPANIC ORIGIN OF MOTHER, BIRTHWEIGHT, AND WEEKS OF GESTATION, DELAWARE, 2019**

| Race-Origin/<br>Birthweight | Total  | Weeks of Gestation |                |                |             |                |             |             |              |         |
|-----------------------------|--------|--------------------|----------------|----------------|-------------|----------------|-------------|-------------|--------------|---------|
|                             |        | Preterm            |                |                |             | Term           |             |             | Postterm     | Unknown |
|                             |        | <28<br>Weeks       | 28-31<br>Weeks | 32-35<br>Weeks | 36<br>Weeks | 37-39<br>Weeks | 40<br>Weeks | 41<br>Weeks | 42+<br>Weeks |         |
| <b>All Races</b>            | 10,328 | 100                | 107            | 493            | 400         | 6,437          | 2,218       | 552         | 20           | 1       |
| <500                        | 24     | 24                 | 0              | 0              | 0           | 0              | 0           | 0           | 0            | 0       |
| 500-999                     | 82     | 60                 | 20             | 2              | 0           | 0              | 0           | 0           | 0            | 0       |
| 1000-1499                   | 96     | 14                 | 55             | 26             | 0           | 1              | 0           | 0           | 0            | 0       |
| 1500-1999                   | 202    | 2                  | 26             | 135            | 15          | 24             | 0           | 0           | 0            | 0       |
| 2000-2499                   | 570    | 0                  | 3              | 195            | 112         | 251            | 8           | 1           | 0            | 0       |
| 2500-2999                   | 1,940  | 0                  | 0              | 106            | 150         | 1,445          | 213         | 25          | 0            | 1       |
| 3000-3499                   | 3,974  | 0                  | 2              | 23             | 93          | 2,718          | 933         | 195         | 10           | 0       |
| 3500-3999                   | 2,663  | 0                  | 1              | 3              | 26          | 1,577          | 810         | 243         | 3            | 0       |
| 4000-4499                   | 669    | 0                  | 0              | 1              | 2           | 361            | 222         | 78          | 5            | 0       |
| 4500+                       | 104    | 0                  | 0              | 0              | 1           | 59             | 32          | 10          | 2            | 0       |
| Unknown                     | 4      | 0                  | 0              | 2              | 1           | 1              | 0           | 0           | 0            | 0       |
| <b>Non-Hispanic White</b>   | 4,857  | 26                 | 36             | 217            | 180         | 3,025          | 1,069       | 291         | 13           | 0       |
| <500                        | 1      | 1                  | 0              | 0              | 0           | 0              | 0           | 0           | 0            | 0       |
| 500-999                     | 26     | 18                 | 7              | 1              | 0           | 0              | 0           | 0           | 0            | 0       |
| 1000-1499                   | 31     | 7                  | 17             | 7              | 0           | 0              | 0           | 0           | 0            | 0       |
| 1500-1999                   | 69     | 0                  | 10             | 49             | 4           | 6              | 0           | 0           | 0            | 0       |
| 2000-2499                   | 237    | 0                  | 0              | 98             | 42          | 95             | 2           | 0           | 0            | 0       |
| 2500-2999                   | 733    | 0                  | 0              | 48             | 71          | 535            | 67          | 12          | 0            | 0       |
| 3000-3499                   | 1,761  | 0                  | 1              | 11             | 45          | 1,211          | 399         | 88          | 6            | 0       |
| 3500-3999                   | 1,504  | 0                  | 1              | 1              | 15          | 920            | 437         | 128         | 2            | 0       |
| 4000-4499                   | 431    | 0                  | 0              | 0              | 2           | 223            | 146         | 56          | 4            | 0       |
| 4500+                       | 62     | 0                  | 0              | 0              | 1           | 35             | 18          | 7           | 1            | 0       |
| Unknown                     | 2      | 0                  | 0              | 2              | 0           | 0              | 0           | 0           | 0            | 0       |
| <b>Non-Hispanic Black</b>   | 2,856  | 55                 | 46             | 168            | 132         | 1,778          | 559         | 115         | 3            | 0       |
| <500                        | 14     | 14                 | 0              | 0              | 0           | 0              | 0           | 0           | 0            | 0       |
| 500-999                     | 45     | 33                 | 12             | 0              | 0           | 0              | 0           | 0           | 0            | 0       |
| 1000-1499                   | 44     | 7                  | 25             | 11             | 0           | 1              | 0           | 0           | 0            | 0       |
| 1500-1999                   | 96     | 1                  | 8              | 66             | 7           | 14             | 0           | 0           | 0            | 0       |
| 2000-2499                   | 209    | 0                  | 1              | 53             | 53          | 100            | 1           | 1           | 0            | 0       |
| 2500-2999                   | 671    | 0                  | 0              | 31             | 42          | 510            | 81          | 7           | 0            | 0       |
| 3000-3499                   | 1,088  | 0                  | 0              | 5              | 23          | 756            | 252         | 49          | 3            | 0       |
| 3500-3999                   | 553    | 0                  | 0              | 1              | 7           | 308            | 186         | 51          | 0            | 0       |
| 4000-4499                   | 111    | 0                  | 0              | 1              | 0           | 75             | 30          | 5           | 0            | 0       |
| 4500+                       | 25     | 0                  | 0              | 0              | 0           | 14             | 9           | 2           | 0            | 0       |
| Unknown                     | 0      | 0                  | 0              | 0              | 0           | 0              | 0           | 0           | 0            | 0       |
| <b>Non-Hispanic Other</b>   | 863    | 6                  | 8              | 27             | 28          | 541            | 207         | 45          | 1            | 0       |
| <500                        | 3      | 3                  | 0              | 0              | 0           | 0              | 0           | 0           | 0            | 0       |
| 500-999                     | 4      | 3                  | 1              | 0              | 0           | 0              | 0           | 0           | 0            | 0       |
| 1000-1499                   | 6      | 0                  | 5              | 1              | 0           | 0              | 0           | 0           | 0            | 0       |
| 1500-1999                   | 11     | 0                  | 1              | 8              | 2           | 0              | 0           | 0           | 0            | 0       |
| 2000-2499                   | 41     | 0                  | 1              | 10             | 5           | 24             | 1           | 0           | 0            | 0       |
| 2500-2999                   | 205    | 0                  | 0              | 6              | 16          | 154            | 26          | 3           | 0            | 0       |
| 3000-3499                   | 373    | 0                  | 0              | 2              | 2           | 239            | 108         | 22          | 0            | 0       |
| 3500-3999                   | 177    | 0                  | 0              | 0              | 3           | 101            | 57          | 15          | 1            | 0       |
| 4000-4499                   | 39     | 0                  | 0              | 0              | 0           | 21             | 13          | 5           | 0            | 0       |
| 4500+                       | 4      | 0                  | 0              | 0              | 0           | 2              | 2           | 0           | 0            | 0       |
| Unknown                     | 0      | 0                  | 0              | 0              | 0           | 0              | 0           | 0           | 0            | 0       |
| <b>Hispanic Origin*</b>     | 1,752  | 13                 | 17             | 81             | 60          | 1,093          | 383         | 101         | 3            | 1       |
| <500                        | 6      | 6                  | 0              | 0              | 0           | 0              | 0           | 0           | 0            | 0       |
| 500-999                     | 7      | 6                  | 0              | 1              | 0           | 0              | 0           | 0           | 0            | 0       |
| 1000-1499                   | 15     | 0                  | 8              | 7              | 0           | 0              | 0           | 0           | 0            | 0       |
| 1500-1999                   | 26     | 1                  | 7              | 12             | 2           | 4              | 0           | 0           | 0            | 0       |
| 2000-2499                   | 83     | 0                  | 1              | 34             | 12          | 32             | 4           | 0           | 0            | 0       |
| 2500-2999                   | 331    | 0                  | 0              | 21             | 21          | 246            | 39          | 3           | 0            | 1       |
| 3000-3499                   | 752    | 0                  | 1              | 5              | 23          | 512            | 174         | 36          | 1            | 0       |
| 3500-3999                   | 429    | 0                  | 0              | 1              | 1           | 248            | 130         | 49          | 0            | 0       |
| 4000-4499                   | 88     | 0                  | 0              | 0              | 0           | 42             | 33          | 12          | 1            | 0       |
| 4500+                       | 13     | 0                  | 0              | 0              | 0           | 8              | 3           | 1           | 1            | 0       |
| Unknown                     | 2      | 0                  | 0              | 0              | 1           | 1              | 0           | 0           | 0            | 0       |

*Notes:*

Weeks of gestation are calculated from the first day of the last normal menstrual period to date of delivery.

\*Mothers of Hispanic origin may be of any race. See Hispanic Origin and Race in the Technical Notes.

Source: Delaware Department of Health and Social Services, Division of Public Health, Delaware Health Statistics Center



**TABLE C-35. NUMBER AND PERCENTAGE OF LIVE BIRTHS BY RACE, HISPANIC ORIGIN, AGE OF MOTHER, AND PRINCIPAL SOURCE OF PAYMENT FOR DELIVERY, DELAWARE, 2019**

| Race-Origin/<br>Age     | Source of Payment |         |          |         |                   |         |          |         |        |         |                  |         |         |         |
|-------------------------|-------------------|---------|----------|---------|-------------------|---------|----------|---------|--------|---------|------------------|---------|---------|---------|
|                         | Total             |         | Medicaid |         | Private Insurance |         | Self Pay |         | Other  |         | Other Government |         | Unknown |         |
|                         | Number            | Percent | Number   | Percent | Number            | Percent | Number   | Percent | Number | Percent | Number           | Percent | Number  | Percent |
| <b>All Races</b>        | 10,328            | 100     | 4,517    | 44      | 5,243             | 51      | 221      | 2       | 0      | 0       | 280              | 3       | 67      | 1       |
| <20                     | 445               | 100     | 334      | 75      | 93                | 21      | 10       | 2       | 0      | 0       | 6                | 1       | 2       | 0       |
| 20-24                   | 1,810             | 100     | 1,131    | 62      | 566               | 31      | 44       | 2       | 0      | 0       | 57               | 3       | 12      | 1       |
| 25-29                   | 3,129             | 100     | 1,431    | 46      | 1,516             | 48      | 65       | 2       | 0      | 0       | 100              | 3       | 17      | 1       |
| 30-34                   | 3,080             | 100     | 990      | 32      | 1,930             | 63      | 55       | 2       | 0      | 0       | 86               | 3       | 19      | 1       |
| 35+                     | 1,864             | 100     | 631      | 34      | 1,138             | 61      | 47       | 3       | 0      | 0       | 31               | 2       | 17      | 1       |
| Unknown                 | 0                 | ...     | 0        | ...     | 0                 | ...     | 0        | ...     | 0      | ...     | 0                | ...     | 0       | ...     |
| <b>White Non-Hispa</b>  | 4,857             | 100     | 1,406    | 29      | 3,164             | 65      | 105      | 2       | 0      | 0       | 157              | 3       | 25      | 1       |
| <20                     | 80                | 100     | 50       | 63      | 27                | 34      | 0        | 0       | 0      | 0       | 3                | 4       | 0       | 0       |
| 20-24                   | 653               | 100     | 348      | 53      | 248               | 38      | 21       | 3       | 0      | 0       | 29               | 4       | 7       | 1       |
| 25-29                   | 1,494             | 100     | 471      | 32      | 924               | 62      | 34       | 2       | 0      | 0       | 59               | 4       | 6       | 0       |
| 30-34                   | 1,701             | 100     | 345      | 20      | 1,266             | 74      | 30       | 2       | 0      | 0       | 55               | 3       | 5       | 0       |
| 35+                     | 929               | 100     | 192      | 21      | 699               | 75      | 20       | 2       | 0      | 0       | 11               | 1       | 7       | 1       |
| Unknown                 | 0                 | ...     | 0        | ...     | 0                 | ...     | 0        | ...     | 0      | ...     | 0                | ...     | 0       | ...     |
| <b>Black Non-Hispa</b>  | 2,856             | 100     | 1,674    | 59      | 1,086             | 38      | 43       | 2       | 0      | 0       | 43               | 2       | 10      | 0       |
| <20                     | 219               | 100     | 164      | 75      | 51                | 23      | 2        | 1       | 0      | 0       | 1                | 0       | 1       | 0       |
| 20-24                   | 661               | 100     | 440      | 67      | 205               | 31      | 6        | 1       | 0      | 0       | 7                | 1       | 3       | 0       |
| 25-29                   | 854               | 100     | 523      | 61      | 305               | 36      | 12       | 1       | 0      | 0       | 14               | 2       | 0       | 0       |
| 30-34                   | 649               | 100     | 342      | 53      | 281               | 43      | 9        | 1       | 0      | 0       | 13               | 2       | 4       | 1       |
| 35+                     | 473               | 100     | 205      | 43      | 244               | 52      | 14       | 3       | 0      | 0       | 8                | 2       | 2       | 0       |
| Unknown                 | 0                 | ...     | 0        | ...     | 0                 | ...     | 0        | ...     | 0      | ...     | 0                | ...     | 0       | ...     |
| <b>Other/Unk Non-H</b>  | 863               | 100     | 245      | 28      | 573               | 66      | 14       | 2       | 0      | 0       | 25               | 3       | 6       | 1       |
| <20                     | 14                | 100     | 12       | 86      | 2                 | 14      | 0        | 0       | 0      | 0       | 0                | 0       | 0       | 0       |
| 20-24                   | 90                | 100     | 47       | 52      | 34                | 38      | 2        | 2       | 0      | 0       | 7                | 8       | 0       | 0       |
| 25-29                   | 248               | 100     | 76       | 31      | 159               | 64      | 4        | 2       | 0      | 0       | 7                | 3       | 2       | 1       |
| 30-34                   | 322               | 100     | 56       | 17      | 255               | 79      | 4        | 1       | 0      | 0       | 4                | 1       | 3       | 1       |
| 35+                     | 189               | 100     | 54       | 29      | 123               | 65      | 4        | 2       | 0      | 0       | 7                | 4       | 1       | 1       |
| Unknown                 | 0                 | ...     | 0        | ...     | 0                 | ...     | 0        | ...     | 0      | ...     | 0                | ...     | 0       | ...     |
| <b>Hispanic Origin*</b> | 1,752             | 100     | 1,192    | 68      | 420               | 24      | 59       | 3       | 0      | 0       | 55               | 3       | 26      | 1       |
| <20                     | 132               | 100     | 108      | 82      | 13                | 10      | 8        | 6       | 0      | 0       | 2                | 2       | 1       | 1       |
| 20-24                   | 406               | 100     | 296      | 73      | 79                | 19      | 15       | 4       | 0      | 0       | 14               | 3       | 2       | 0       |
| 25-29                   | 533               | 100     | 361      | 68      | 128               | 24      | 15       | 3       | 0      | 0       | 20               | 4       | 9       | 2       |
| 30-34                   | 408               | 100     | 247      | 61      | 128               | 31      | 12       | 3       | 0      | 0       | 14               | 3       | 7       | 2       |
| 35+                     | 273               | 100     | 180      | 66      | 72                | 26      | 9        | 3       | 0      | 0       | 5                | 2       | 7       | 3       |
| Unknown                 | 0                 | ...     | 0        | ...     | 0                 | ...     | 0        | ...     | 0      | ...     | 0                | ...     | 0       | ...     |

**Notes:**

1. Percentages may not add to 100% due to rounding.
2. Percentages are calculated based upon the total number of births in each age category.
3. Percentages for the categories "Other" and "Hispanic" should be interpreted with caution due to small numbers.
4. All Delaware residents born out of state whose source of payment for delivery was not stated, were assigned to the private insurance category. See Technical Notes.

\* Mothers of Hispanic origin may be of any race. See Hispanic Origin and Race in the Technical Notes.

Source: Delaware Department of Health and Social Services, Division of Public Health, Delaware Health Statistics Center

**TABLE C-36. NUMBER AND PERCENTAGE OF LIVE BIRTHS BY RACE, HISPANIC ORIGIN, MARITAL STATUS OF MOTHER, AND PRINCIPAL SOURCE OF PAYMENT FOR DELIVERY, DELAWARE, 2019**

| Race-Origin/<br>Marital Status | Source of Payment |         |          |         |                   |         |          |         |        |         |                  |         |         |         |
|--------------------------------|-------------------|---------|----------|---------|-------------------|---------|----------|---------|--------|---------|------------------|---------|---------|---------|
|                                | Total             |         | Medicaid |         | Private Insurance |         | Self Pay |         | Other  |         | Other Government |         | Unknown |         |
|                                | Number            | Percent | Number   | Percent | Number            | Percent | Number   | Percent | Number | Percent | Number           | Percent | Number  | Percent |
| <b>All</b>                     | 10,328            | 100     | 4,517    | 44      | 5,243             | 51      | 221      | 2       | 0      | 0       | 280              | 3       | 67      | 1       |
| Married                        | 5,451             | 100     | 1,178    | 22      | 3,858             | 71      | 148      | 3       | 0      | 0       | 241              | 4       | 26      | 0       |
| Single                         | 4,877             | 100     | 3,339    | 68      | 1,385             | 28      | 73       | 1       | 0      | 0       | 39               | 1       | 41      | 1       |
| <b>Non-Hispanic White</b>      | 4,857             | 100     | 1,406    | 29      | 3,164             | 65      | 105      | 2       | 0      | 0       | 157              | 3       | 25      | 1       |
| Married                        | 3,215             | 100     | 387      | 12      | 2,581             | 80      | 92       | 3       | 0      | 0       | 146              | 5       | 9       | 0       |
| Single                         | 1,642             | 100     | 1,019    | 62      | 583               | 36      | 13       | 1       | 0      | 0       | 11               | 1       | 16      | 1       |
| <b>Non-Hispanic Black</b>      | 2,856             | 100     | 1,674    | 59      | 1,086             | 38      | 43       | 2       | 0      | 0       | 43               | 2       | 10      | 0       |
| Married                        | 822               | 100     | 276      | 34      | 494               | 60      | 21       | 3       | 0      | 0       | 28               | 3       | 3       | 0       |
| Single                         | 2,034             | 100     | 1,398    | 69      | 592               | 29      | 22       | 1       | 0      | 0       | 15               | 1       | 7       | 0       |
| <b>Non-Hispanic Other</b>      | 863               | 100     | 245      | 28      | 573               | 66      | 14       | 2       | 0      | 0       | 25               | 3       | 6       | 1       |
| Married                        | 704               | 100     | 136      | 19      | 532               | 76      | 11       | 2       | 0      | 0       | 22               | 3       | 3       | 0       |
| Single                         | 159               | 100     | 109      | 69      | 41                | 26      | 3        | 2       | 0      | 0       | 3                | 2       | 3       | 2       |
| <b>Hispanic Origin*</b>        | 1,752             | 100     | 1,192    | 68      | 420               | 24      | 59       | 3       | 0      | 0       | 55               | 3       | 26      | 1       |
| Married                        | 710               | 100     | 379      | 53      | 251               | 35      | 24       | 3       | 0      | 0       | 45               | 6       | 11      | 2       |
| Single                         | 1,042             | 100     | 813      | 78      | 169               | 16      | 35       | 3       | 0      | 0       | 10               | 1       | 15      | 1       |

Notes:

1. Percentages may not add to 100% due to rounding.
  2. Percentages are calculated based upon the total number of births in each marital status category.
  3. Percentages for the categories "Other" and "Hispanic" should be interpreted with caution due to small numbers.
  4. All Delaware residents born out of state whose source of payment for delivery was not stated, were assigned to the private insurance category. See Technical Notes.
- \* Mothers of Hispanic origin may be of any race. See Hispanic Origin and Race in the Technical Notes.

Source: Delaware Department of Health and Social Services, Division of Public Health, Delaware Health Statistics Center

**TABLE C-37. NUMBER AND PERCENTAGE OF LIVE BIRTHS BY RACE, HISPANIC ORIGIN OF MOTHER, METHOD OF DELIVERY, AND PRINCIPAL SOURCE OF PAYMENT FOR DELIVERY, DELAWARE, 2019**

| Race-Origin/<br>Method    | Source of Payment |         |          |         |                   |         |          |         |        |         |                  |         |         |         |
|---------------------------|-------------------|---------|----------|---------|-------------------|---------|----------|---------|--------|---------|------------------|---------|---------|---------|
|                           | Total             |         | Medicaid |         | Private Insurance |         | Self Pay |         | Other  |         | Other Government |         | Unknown |         |
|                           | Number            | Percent | Number   | Percent | Number            | Percent | Number   | Percent | Number | Percent | Number           | Percent | Number  | Percent |
| <b>All Races</b>          | 10,328            | 100     | 4,517    | 100     | 5,243             | 100     | 221      | 100     | 0      | ...     | 280              | 100     | 67      | 100     |
| Vaginal                   | 7,090             | 69      | 3,125    | 69      | 3,541             | 68      | 164      | 74      | 0      | ...     | 208              | 74      | 52      | 78      |
| C-section                 | 3,231             | 31      | 1,389    | 31      | 1,698             | 32      | 57       | 26      | 0      | ...     | 72               | 26      | 15      | 22      |
| Unknown                   | 7                 | 0       | 3        | 0       | 4                 | 0       | 0        | 0       | 0      | ...     | 0                | 0       | 0       | 0       |
| <b>Non-Hispanic White</b> | 4,857             | 100     | 1,406    | 100     | 3,164             | 100     | 105      | 100     | 0      | ...     | 157              | 100     | 25      | 100     |
| Vaginal                   | 3,381             | 70      | 989      | 70      | 2,165             | 68      | 84       | 80      | 0      | ...     | 122              | 78      | 21      | 84      |
| C-section                 | 1,475             | 30      | 417      | 30      | 998               | 32      | 21       | 20      | 0      | ...     | 35               | 22      | 4       | 16      |
| Unknown                   | 1                 | 0       | 0        | 0       | 1                 | 0       | 0        | 0       | 0      | ...     | 0                | 0       | 0       | 0       |
| <b>Non-Hispanic Black</b> | 2,856             | 100     | 1,674    | 100     | 1,086             | 100     | 43       | 100     | 0      | ...     | 43               | 100     | 10      | 100     |
| Vaginal                   | 1,906             | 67      | 1,131    | 68      | 708               | 65      | 30       | 70      | 0      | ...     | 29               | 67      | 8       | 80      |
| C-section                 | 946               | 33      | 541      | 32      | 376               | 35      | 13       | 30      | 0      | ...     | 14               | 33      | 2       | 20      |
| Unknown                   | 4                 | 0       | 2        | 0       | 2                 | 0       | 0        | 0       | 0      | ...     | 0                | 0       | 0       | 0       |
| <b>Other/Unk Non-Hi</b>   | 863               | 100     | 245      | 100     | 573               | 100     | 14       | 100     | 0      | ...     | 25               | 100     | 6       | 100     |
| Vaginal                   | 575               | 67      | 160      | 65      | 386               | 67      | 8        | 57      | 0      | ...     | 18               | 72      | 3       | 50      |
| C-section                 | 287               | 33      | 85       | 35      | 186               | 32      | 6        | 43      | 0      | ...     | 7                | 28      | 3       | 50      |
| Unknown                   | 1                 | 0       | 0        | 0       | 1                 | 0       | 0        | 0       | 0      | ...     | 0                | 0       | 0       | 0       |
| <b>Hispanic Origin*</b>   | 1,752             | 100     | 1,192    | 100     | 420               | 100     | 59       | 100     | 0      | ...     | 55               | 100     | 26      | 100     |
| Vaginal                   | 1,228             | 70      | 845      | 71      | 282               | 67      | 42       | 71      | 0      | ...     | 39               | 71      | 20      | 77      |
| C-section                 | 523               | 30      | 346      | 29      | 138               | 33      | 17       | 29      | 0      | ...     | 16               | 29      | 6       | 23      |
| Unknown                   | 1                 | 0       | 1        | 0       | 0                 | 0       | 0        | 0       | 0      | ...     | 0                | 0       | 0       | 0       |

- Notes:
1. Percentages may not add to 100% due to rounding.
  2. Percentages are calculated based upon the total number of births in each source of payment category.
  3. Percentages for the categories "Other" and "Hispanic" should be interpreted with caution due to small numbers.
  4. All Delaware residents born out of state whose source of payment for delivery was not stated, were assigned to the private insurance category. See Technical Notes.
- \* Mothers of Hispanic origin may be of any race. See Hispanic Origin and Race in the Technical Notes.

Source: Delaware Department of Health and Social Services, Division of Public Health, Delaware Health Statistics Center

**TABLE C-38. NUMBER OF LIVE BIRTHS BY METHOD OF DELIVERY, DELAWARE, 2019**

| Method of Delivery | Number |
|--------------------|--------|
| <b>Total</b>       | 10,328 |
| <b>Vaginal</b>     | 7,090  |
| <b>C-Section</b>   | 3,231  |
| Primary C-Section  | 1,950  |
| Repeat C-Section   | 1,281  |
| <b>Unknown</b>     | 7      |

Source: Delaware Department of Health and Social Services, Division of Public Health, Delaware Health Statistics Center

**TABLE C-39. NUMBER AND PERCENTAGE OF LIVE BIRTHS BY BIRTHWEIGHT IN GRAMS AND METHOD OF DELIVERY, DELAWARE, 2019**

| Birth weight | Method of Delivery |         |         |         |           |         |         |         |
|--------------|--------------------|---------|---------|---------|-----------|---------|---------|---------|
|              | Total              |         | Vaginal |         | C-Section |         | Unknown |         |
|              | Number             | Percent | Number  | Percent | Number    | Percent | Number  | Percent |
| Total        | 10,328             | 100     | 7,090   | 69      | 3,231     | 31      | 7       | 0       |
| <2500        | 974                | 100     | 502     | 52      | 470       | 48      | 2       | 0       |
| <1500        | 202                | 100     | 74      | 37      | 128       | 63      | 0       | 0       |
| 1500-2499    | 772                | 100     | 428     | 55      | 342       | 44      | 2       | 0       |
| 2500+        | 9,350              | 100     | 6,584   | 70      | 2,761     | 30      | 5       | 0       |
| Unknown      | 4                  | 100     | 4       | 100     | 0         | 0       | 0       | 0       |

Notes:

1. Percentages may not add to 100% due to rounding.
2. Percentages are calculated based upon the total number of live births in each birth weight category.

Source: Delaware Department of Health and Social Services, Division of Public Health, Delaware Health Statistics Center

**TABLE C-40. NUMBER AND PERCENTAGE OF LIVE BIRTHS BY AGE OF MOTHER AND METHOD OF DELIVERY, DELAWARE, 2019**

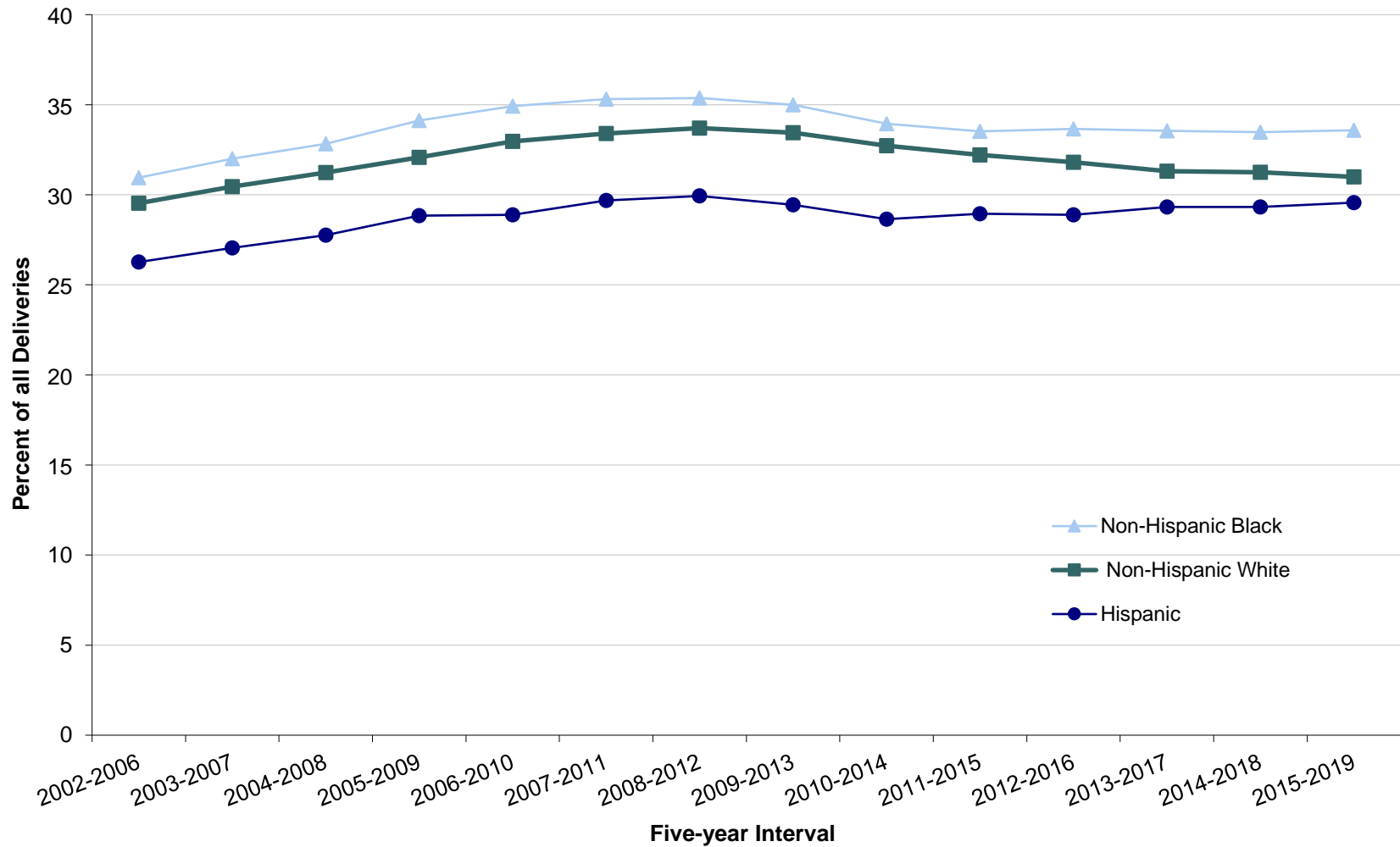
| Age     | Method of Delivery |         |         |         |           |         |         |         |
|---------|--------------------|---------|---------|---------|-----------|---------|---------|---------|
|         | Total              |         | Vaginal |         | C-Section |         | Unknown |         |
|         | Number             | Percent | Number  | Percent | Number    | Percent | Number  | Percent |
| Total   | 10,328             | 100     | 7,090   | 69      | 3,231     | 31      | 7       | 0       |
| <20     | 445                | 100     | 360     | 81      | 85        | 19      | 0       | 0       |
| 20-24   | 1,810              | 100     | 1,400   | 77      | 409       | 23      | 1       | 0       |
| 25-29   | 3,129              | 100     | 2,224   | 71      | 905       | 29      | 0       | 0       |
| 30-34   | 3,080              | 100     | 2,040   | 66      | 1,036     | 34      | 4       | 0       |
| 35+     | 1,864              | 100     | 1,066   | 57      | 796       | 43      | 2       | 0       |
| Unknown | 0                  | ...     | 0       | ...     | 0         | ...     | 0       | ...     |

Notes:

1. Percentages may not add to 100% due to rounding.
  2. Percentages are calculated based upon the total number of live births in each age category.
- ...Indicates percentage is not calculated because the denominator is zero.

Source: Delaware Department of Health and Social Services, Division of Public Health, Delaware Health Statistics Center

**Figure C-15 Five-year Percentage of Births by Cesarean Section Delivery by Race and Ethnicity Delaware, 2002-2019**



Sources: Delaware Department of Health and Social Services, Division of Public Health, Delaware Health Statistics Center

**TABLE C-41. NUMBER AND PERCENTAGE OF LIVE BIRTHS FOR MOTHERS REPORTING TOBACCO USE DURING PREGNANCY BY RACE AND HISPANIC ORIGIN OF MOTHER, BY COUNTY, CITY OF WILMINGTON, AND DELAWARE, 2019**

| Area/<br>Tobacco Use | Race   |         |                    |         |                    |         |                    |         | Hispanic<br>Origin* |         |
|----------------------|--------|---------|--------------------|---------|--------------------|---------|--------------------|---------|---------------------|---------|
|                      | Total  |         | Non-Hispanic White |         | Non-Hispanic Black |         | Non-Hispanic Other |         | Number              | Percent |
|                      | Number | Percent | Number             | Percent | Number             | Percent | Number             | Percent |                     |         |
| <b>Delaware</b>      | 10,328 | 100     | 4,857              | 100     | 2,856              | 100     | 863                | 100     | 1,752               | 100     |
| Yes                  | 892    | 9       | 587                | 12      | 228                | 8       | 29                 | 3       | 48                  | 3       |
| No                   | 9,436  | 91      | 4,270              | 88      | 2,628              | 92      | 834                | 97      | 1,704               | 97      |
| Unknown              | 0      | 0       | 0                  | 0       | 0                  | 0       | 0                  | 0       | 0                   | 0       |
| <b>Kent</b>          | 2,044  | 100     | 1,059              | 100     | 638                | 100     | 127                | 100     | 220                 | 100     |
| Yes                  | 214    | 10      | 142                | 13      | 55                 | 9       | 9                  | 7       | 8                   | 4       |
| No                   | 1,830  | 90      | 917                | 87      | 583                | 91      | 118                | 93      | 212                 | 96      |
| Unknown              | 0      | 0       | 0                  | 0       | 0                  | 0       | 0                  | 0       | 0                   | 0       |
| <b>New Castle</b>    | 6,016  | 100     | 2,555              | 100     | 1,838              | 100     | 647                | 100     | 976                 | 100     |
| Yes                  | 416    | 7       | 240                | 9       | 135                | 7       | 12                 | 2       | 29                  | 3       |
| No                   | 5,600  | 93      | 2,315              | 91      | 1,703              | 93      | 635                | 98      | 947                 | 97      |
| Unknown              | 0      | 0       | 0                  | 0       | 0                  | 0       | 0                  | 0       | 0                   | 0       |
| Wilmington           | 826    | 100     | 162                | 100     | 514                | 100     | 19                 | 100     | 131                 | 100     |
| Yes                  | 96     | 12      | 21                 | 13      | 60                 | 12      | 2                  | 11      | 13                  | 10      |
| No                   | 730    | 88      | 141                | 87      | 454                | 88      | 17                 | 89      | 118                 | 90      |
| Unknown              | 0      | 0       | 0                  | 0       | 0                  | 0       | 0                  | 0       | 0                   | 0       |
| Balance of NC County | 5,190  | 100     | 2,393              | 100     | 1,324              | 100     | 628                | 100     | 845                 | 100     |
| Yes                  | 320    | 6       | 219                | 9       | 75                 | 6       | 10                 | 2       | 16                  | 2       |
| No                   | 4,870  | 94      | 2,174              | 91      | 1,249              | 94      | 618                | 98      | 829                 | 98      |
| Unknown              | 0      | 0       | 0                  | 0       | 0                  | 0       | 0                  | 0       | 0                   | 0       |
| <b>Sussex</b>        | 2,268  | 100     | 1,243              | 100     | 380                | 100     | 89                 | 100     | 556                 | 100     |
| Yes                  | 262    | 12      | 205                | 16      | 38                 | 10      | 8                  | 9       | 11                  | 2       |
| No                   | 2,006  | 88      | 1,038              | 84      | 342                | 90      | 81                 | 91      | 545                 | 98      |
| Unknown              | 0      | 0       | 0                  | 0       | 0                  | 0       | 0                  | 0       | 0                   | 0       |

*Notes:*

1. Percentages may not add to 100% due to rounding.
  2. Percentages are calculated based upon the total births within each race/origin category.
  3. Percentages for the categories "Other" and "Hispanic" should be interpreted with caution due to small numbers.
- \* Mothers of Hispanic origin may be of any race. See Hispanic Origin and Race in the Technical Notes.

*Source: Delaware Department of Health and Social Services, Division of Public Health, Delaware Health Statistics Center*

**TABLE C-42. NUMBER AND PERCENTAGE OF LIVE BIRTHS BY AGE OF MOTHER AND MOTHER'S REPORTED USE OF TOBACCO DURING PREGNANCY, DELAWARE, 2019**

| Age     | Reported Tobacco Use |         |        |         |        |         |         |         |
|---------|----------------------|---------|--------|---------|--------|---------|---------|---------|
|         | Total                |         | Yes    |         | No     |         | Unknown |         |
|         | Number               | Percent | Number | Percent | Number | Percent | Number  | Percent |
| Total   | 10,328               | 100     | 892    | 9       | 9,436  | 91      | 0       | 0       |
| < 18    | 121                  | 100     | 0      | 0       | 121    | 100     | 0       | 0       |
| 18-19   | 324                  | 100     | 21     | 6       | 303    | 94      | 0       | 0       |
| 20-24   | 1,810                | 100     | 173    | 10      | 1,637  | 90      | 0       | 0       |
| 25-29   | 3,129                | 100     | 310    | 10      | 2,819  | 90      | 0       | 0       |
| 30-34   | 3,080                | 100     | 234    | 8       | 2,846  | 92      | 0       | 0       |
| 35 +    | 1,864                | 100     | 154    | 8       | 1,710  | 92      | 0       | 0       |
| Unknown | 0                    | ...     | 0      | ...     | 0      | ...     | 0       | ...     |

*Notes:*

1. Percentages may not add to 100% due to rounding.
2. Percentages are calculated based upon the total number of births in each age category.

*Source: Delaware Department of Health and Social Services, Division of Public Health, Delaware Health Statistics Center*

**TABLE C-43. NUMBER AND PERCENTAGE OF LIVE BIRTHS BY BIRTHWEIGHT IN GRAMS AND MOTHER'S REPORTED USE OF TOBACCO DURING PREGNANCY, BY COUNTY, CITY OF WILMINGTON, AND DELAWARE, 2019**

| Area/<br>Birth<br>Weight | Reported Tobacco Use |         |        |         |        |         |         |         |
|--------------------------|----------------------|---------|--------|---------|--------|---------|---------|---------|
|                          | Total                |         | Yes    |         | No     |         | Unknown |         |
|                          | Number               | Percent | Number | Percent | Number | Percent | Number  | Percent |
| <b>Delaware</b>          | 10,328               | 100     | 892    | 100     | 9,436  | 100     | 0       | ...     |
| <2500                    | 974                  | 9       | 162    | 18      | 812    | 9       | 0       | ...     |
| 2500+                    | 9,350                | 91      | 730    | 82      | 8,620  | 91      | 0       | ...     |
| Unknown                  | 4                    | 0       | 0      | 0       | 4      | 0       | 0       | ...     |
| <b>Kent</b>              | 2,044                | 100     | 214    | 100     | 1,830  | 100     | 0       | ...     |
| <2500                    | 178                  | 9       | 33     | 15      | 145    | 8       | 0       | ...     |
| 2500+                    | 1,866                | 91      | 181    | 85      | 1,685  | 92      | 0       | ...     |
| Unknown                  | 0                    | 0       | 0      | 0       | 0      | 0       | 0       | ...     |
| <b>New Castle</b>        | 6,016                | 100     | 416    | 100     | 5,600  | 100     | 0       | ...     |
| <2500                    | 575                  | 10      | 75     | 18      | 500    | 9       | 0       | ...     |
| 2500+                    | 5,437                | 90      | 341    | 82      | 5,096  | 91      | 0       | ...     |
| Unknown                  | 4                    | 0       | 0      | 0       | 4      | 0       | 0       | ...     |
| Wilmington               | 826                  | 100     | 96     | 100     | 730    | 100     | 0       | ...     |
| <2500                    | 126                  | 15      | 28     | 29      | 98     | 13      | 0       | ...     |
| 2500+                    | 699                  | 85      | 68     | 71      | 631    | 86      | 0       | ...     |
| Unknown                  | 1                    | 0       | 0      | 0       | 1      | 0       | 0       | ...     |
| Balance of<br>NC County  | 5,190                | 100     | 320    | 100     | 4,870  | 100     | 0       | ...     |
| <2500                    | 449                  | 9       | 47     | 15      | 402    | 8       | 0       | ...     |
| 2500+                    | 4,738                | 91      | 273    | 85      | 4,465  | 92      | 0       | ...     |
| Unknown                  | 3                    | 0       | 0      | 0       | 3      | 0       | 0       | ...     |
| <b>Sussex</b>            | 2,268                | 100     | 262    | 100     | 2,006  | 100     | 0       | ...     |
| <2500                    | 221                  | 10      | 54     | 21      | 167    | 8       | 0       | ...     |
| 2500+                    | 2,047                | 90      | 208    | 79      | 1,839  | 92      | 0       | ...     |
| Unknown                  | 0                    | 0       | 0      | 0       | 0      | 0       | 0       | ...     |

*Notes:*

1. Percentages may not add to 100% due to rounding.
2. Percentages are calculated based upon the total number of live births in each tobacco use category.

*Source: Delaware Department of Health and Social Services, Division of Public Health, Delaware Health Statistics Center*

**TABLE C-44. PERCENTAGE OF LIVE BIRTHS FOR MOTHERS REPORTING TOBACCO USE DURING PREGNANCY, BY RACE AND HISPANIC ORIGIN, AND DELAWARE, 2006-2019**

| Year/<br>Area | All Races | Non-Hispanic |       | Hispanic<br>Origin* |
|---------------|-----------|--------------|-------|---------------------|
|               |           | White        | Black |                     |
| 2019          | 8.2       | 12.1         | 8.0   | 2.7                 |
| 2017          | 9.0       | 12.2         | 8.9   | 2.9                 |
| 2016          | 8.9       | 9.6          | 8.9   | 3.2                 |
| 2015          | 9.9       | 10.8         | 10.8  | 3.3                 |
| 2014          | 10.1      | 10.9         | 10.3  | 3.2                 |
| 2013          | 10.9      | 11.7         | 10.3  | 4.5                 |
| 2012          | 12.4      | 13.8         | 11.3  | 3.7                 |
| 2011          | 11.7      | 13.0         | 10.4  | 3.6                 |
| 2010          | 12.3      | 13.3         | 11.8  | 3.0                 |
| 2009          | 13.4      | 14.5         | 12.8  | 3.4                 |
| 2008          | 12.4      | 13.3         | 12.3  | 3.2                 |
| 2007          | 12.8      | 14.0         | 12.6  | 3.4                 |
| 2006          | 9.4       | 10.1         | 8.5   | 2.8                 |

*Notes:*

1. N/A indicates data not available.
  2. Percentages for the category "Hispanic" should be interpreted with caution due to small numbers.
  3. US percentages are based on the numbers reported by some states only.
- \* Mothers of Hispanic origin may be of any race. See Hispanic Origin and Race in the Technical Notes.

*Sources:* National Center for Health Statistics

*Delaware Department of Health and Social Services, Division of Public Health,  
Delaware Health Statistics Center*



**TABLE C-45. NUMBER AND PERCENTAGE OF LIVE BIRTHS BY DAY OF THE WEEK, DELAWARE, 2019**

| Day       | Number | Percent |
|-----------|--------|---------|
| Sunday    | 980    | 9.5     |
| Monday    | 1,499  | 14.5    |
| Tuesday   | 1,680  | 16.3    |
| Wednesday | 1,689  | 16.4    |
| Thursday  | 1,619  | 15.7    |
| Friday    | 1,646  | 15.9    |
| Saturday  | 1,215  | 11.8    |
| Total     | 10,328 | 100.0   |

*Notes:*

1. Percentages may not add to 100% due to rounding.
2. Percentages are calculated based upon the total number of live births.

*Source: Delaware Department of Health and Social Services,  
Division of Public Health,  
Delaware Health Statistics Center*

**TABLE C-46. NUMBER AND PERCENTAGE OF LIVE BIRTHS BY MONTH, DELAWARE, 2019**

| Month     | Number | Percent |
|-----------|--------|---------|
| January   | 880    | 8.5     |
| February  | 713    | 6.9     |
| March     | 874    | 8.5     |
| April     | 801    | 7.8     |
| May       | 817    | 7.9     |
| June      | 833    | 8.1     |
| July      | 906    | 8.8     |
| August    | 985    | 9.5     |
| September | 914    | 8.8     |
| October   | 891    | 8.6     |
| November  | 813    | 7.9     |
| December  | 901    | 8.7     |
| Total     | 10,328 | 100.0   |

*Notes:*

1. Percentages may not add to 100% due to rounding.
2. Percentages are calculated based upon the total number of live births.

*Source: Delaware Department of Health and Social Services,  
Division of Public Health,  
Delaware Health Statistics Center*

**TABLE C-47. MOST POPULAR BIRTH NAMES BY SEX OF CHILD, DELAWARE, 2018-2019**

**Males**

| Rank | 2018      |        |
|------|-----------|--------|
|      | Name      | Number |
| 1    | Liam      | 63     |
| 2    | Noah      | 54     |
| 3    | Logan     | 49     |
| 4    | Mason     | 46     |
| 5    | James     | 42     |
| 6    | Alexander | 39     |
| 7    | Carter    | 38     |
| 7    | John      | 38     |
| 9    | William   | 37     |
| 10   | Carson    | 35     |
| 11   | Elijah    | 34     |
| 12   | Julian    | 33     |
| 13   | Thomas    | 31     |
| 13   | Wyatt     | 31     |
| 15   | Daniel    | 30     |

| Rank | 2019      |        |
|------|-----------|--------|
|      | Name      | Number |
| 1    | Noah      | 66     |
| 2    | Liam      | 52     |
| 3    | Benjamin  | 42     |
| 4    | Mason     | 38     |
| 5    | Colton    | 36     |
| 6    | Jackson   | 33     |
| 6    | James     | 33     |
| 8    | Anthony   | 32     |
| 8    | Daniel    | 32     |
| 8    | Lucas     | 32     |
| 8    | William   | 32     |
| 12   | Alexander | 30     |
| 12   | Carter    | 30     |
| 12   | John      | 30     |
| 15   | Elijah    | 29     |

**Females**

| Rank | 2018      |        |
|------|-----------|--------|
|      | Name      | Number |
| 1    | Ava       | 47     |
| 2    | Isabella  | 45     |
| 3    | Olivia    | 41     |
| 4    | Charlotte | 39     |
| 5    | Sophia    | 38     |
| 6    | Harper    | 36     |
| 7    | Emma      | 35     |
| 8    | Mia       | 32     |
| 9    | Amelia    | 30     |
| 9    | Avery     | 30     |
| 9    | Layla     | 30     |
| 12   | Ella      | 29     |
| 13   | Lillian   | 26     |
| 14   | Aria      | 25     |
| 14   | Elizabeth | 25     |

| Rank | 2019      |        |
|------|-----------|--------|
|      | Name      | Number |
| 1    | Emma      | 49     |
| 1    | Olivia    | 49     |
| 3    | Ava       | 46     |
| 4    | Isabella  | 45     |
| 5    | Charlotte | 41     |
| 5    | Sophia    | 41     |
| 7    | Harper    | 34     |
| 8    | Abigail   | 31     |
| 9    | Mia       | 28     |
| 10   | Layla     | 27     |
| 10   | Emily     | 26     |
| 11   | Nova      | 26     |
| 13   | Amelia    | 25     |
| 14   | Aria      | 23     |
| 14   | Lillian   | 23     |

*Note:*  
The most popular names reflect the most frequently occurring names based upon spelling.  
No attempt is made to account for variations in spelling.

*Source:* Delaware Department of Health and Social Services,  
Division of Public Health,  
Delaware Health Statistics Center

**TABLE C-48. RANKING OF PERCENTAGE OF LOW BIRTHWEIGHT (<2,500 GRAMS), U.S., 50 STATES AND DISTRICT OF COLUMBIA, 2019**

| State                | Low Birthweight |      |
|----------------------|-----------------|------|
|                      | Rate            | Rank |
| Alabama              | 10.5            | 49   |
| Alaska               | 6.3             | 1    |
| Arizona              | 7.4             | 13   |
| Arkansas             | 9.2             | 38   |
| California           | 7.1             | 11   |
| Colorado             | 9.4             | 42   |
| Connecticut          | 7.8             | 20   |
| <b>Delaware</b>      | 9.4             | 42   |
| District of Columbia | 9.9             | 47   |
| Florida              | 8.7             | 32   |
| Georgia              | 10.0            | 48   |
| Hawaii               | 8.4             | 26   |
| Idaho                | 6.9             | 8    |
| Illinois             | 8.4             | 26   |
| Indiana              | 8.2             | 24   |
| Iowa                 | 6.8             | 6    |
| Kansas               | 7.6             | 16   |
| Kentucky             | 8.7             | 32   |
| Louisiana            | 10.8            | 50   |
| Maine                | 7.4             | 13   |
| Maryland             | 8.7             | 32   |
| Massachusetts        | 7.6             | 16   |
| Michigan             | 8.7             | 32   |
| Minnesota            | 6.9             | 8    |
| Mississippi          | 12.3            | 51   |
| Missouri             | 8.8             | 36   |
| Montana              | 7.3             | 12   |
| Nebraska             | 7.6             | 16   |
| Nevada               | 8.8             | 36   |
| New Hampshire        | 6.4             | 2    |
| New Jersey           | 7.9             | 22   |
| New Mexico           | 9.3             | 40   |
| New York             | 8.1             | 23   |
| North Carolina       | 9.3             | 40   |
| North Dakota         | 6.8             | 6    |
| Ohio                 | 8.6             | 31   |
| Oklahoma             | 8.2             | 24   |
| Oregon               | 6.7             | 5    |
| Pennsylvania         | 8.4             | 26   |
| Rhode Island         | 7.8             | 20   |
| South Carolina       | 9.8             | 44   |
| South Dakota         | 7.0             | 10   |
| Tennessee            | 9.2             | 38   |
| Texas                | 8.4             | 26   |
| Utah                 | 7.4             | 13   |
| Vermont              | 6.6             | 4    |
| Virginia             | 8.4             | 26   |
| Washington           | 6.4             | 2    |
| West Virginia        | 9.8             | 44   |
| Wisconsin            | 7.6             | 16   |
| Wyoming              | 9.8             | 44   |
| United States        | 8.3             |      |

Sources: National Center for Health Statistics  
 Delaware Department of Health and Social Services,  
 Division of Public Health, Delaware Health Statistics Center

**TABLE C-49. RANKING OF PERCENTAGE OF LIVE BIRTHS BY CESAREAN DELIVERY AND PERCENTAGE OF BIRTHS TO SINGLE MOTHERS, U.S., 50 STATES AND DISTRICT OF COLUMBIA, 2019**

| State                | Cesarean Deliveries |      | Single Mothers |      |
|----------------------|---------------------|------|----------------|------|
|                      | Rate                | Rank | Rate           | Rank |
| Alabama              | 34.6                | 45   | 48.3           | 48   |
| Alaska               | 21.6                | 1    | 36.3           | 17   |
| Arizona              | 27.8                | 13   | 45.2           | 39   |
| Arkansas             | 34.5                | 44   | 46.8           | 45   |
| California           | 30.8                | 26   | 37.2           | 20   |
| Colorado             | 26.8                | 10   | 23.4           | 2    |
| Connecticut          | 34.6                | 45   | 36.8           | 19   |
| Delaware             | 31.5                | 29   | 47.1           | 46   |
| District of Columbia | 31.9                | 32   | 46.3           | 41   |
| Florida              | 36.5                | 49   | 46.6           | 42   |
| Georgia              | 34.3                | 43   | 45.6           | 40   |
| Hawaii               | 26.8                | 10   | 38.4           | 24   |
| Idaho                | 24.0                | 3    | 27.1           | 3    |
| Illinois             | 30.6                | 25   | 39.5           | 25   |
| Indiana              | 29.3                | 19   | 43.5           | 34   |
| Iowa                 | 29.6                | 20   | 35.1           | 13   |
| Kansas               | 29.7                | 21   | 36.4           | 18   |
| Kentucky             | 33.6                | 41   | 42.3           | 33   |
| Louisiana            | 36.7                | 50   | 54.0           | 50   |
| Maine                | 30.2                | 23   | 38.3           | 23   |
| Maryland             | 33.0                | 38   | 40.5           | 28   |
| Massachusetts        | 31.4                | 28   | 32.4           | 8    |
| Michigan             | 32.0                | 34   | 41.0           | 30   |
| Minnesota            | 27.6                | 12   | 32.0           | 6    |
| Mississippi          | 38.5                | 51   | 54.9           | 51   |
| Missouri             | 30.1                | 22   | 40.4           | 27   |
| Montana              | 28.4                | 16   | 34.8           | 12   |
| Nebraska             | 29.1                | 17   | 33.7           | 11   |
| Nevada               | 32.8                | 37   | 48.1           | 47   |
| New Hampshire        | 31.6                | 30   | 31.6           | 5    |
| New Jersey           | 33.8                | 42   | 33.6           | 9    |
| New Mexico           | 26.4                | 7    | 51.5           | 49   |
| New York             | 33.2                | 39   | 37.5           | 21   |
| North Carolina       | 29.1                | 17   | 41.6           | 32   |
| North Dakota         | 26.5                | 8    | 32.1           | 7    |
| Ohio                 | 31.0                | 27   | 43.6           | 35   |
| Oklahoma             | 32.1                | 36   | 43.6           | 35   |
| Oregon               | 28.0                | 15   | 36.0           | 15   |
| Pennsylvania         | 30.2                | 23   | 40.9           | 29   |
| Rhode Island         | 32.0                | 34   | 44.4           | 38   |
| South Carolina       | 33.2                | 39   | 46.7           | 43   |
| South Dakota         | 24.5                | 4    | 36.2           | 16   |
| Tennessee            | 31.8                | 31   | 44.0           | 37   |
| Texas                | 34.8                | 48   | 41.4           | 31   |
| Utah                 | 23.1                | 2    | 19.2           | 1    |
| Vermont              | 25.8                | 5    | 39.8           | 26   |
| Virginia             | 31.9                | 32   | 35.1           | 13   |
| Washington           | 27.8                | 13   | 31.3           | 4    |
| West Virginia        | 34.6                | 45   | 46.7           | 43   |
| Wisconsin            | 26.7                | 9    | 37.6           | 22   |
| Wyoming              | 26.3                | 6    | 33.6           | 9    |
| United States        | 31.7                |      | 40.0           |      |

Sources: National Center for Health Statistics  
 Delaware Department of Health and Social Services,  
 Division of Public Health, Delaware Health Statistics Center