

Division of Public Health
Department of Health
and Social Services

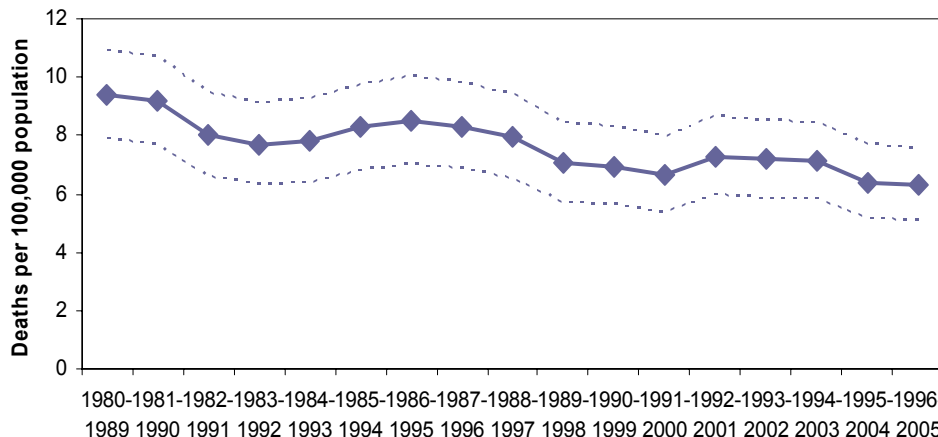
Youth and Young Adult Suicide Rates

In 1996-2005 suicide was the second leading cause of death for youths and young adults in Delaware; for Delawareans of all ages, suicide was the 11th leading cause of death.

Risk Factors¹ for Suicide in Youth and Young Adults

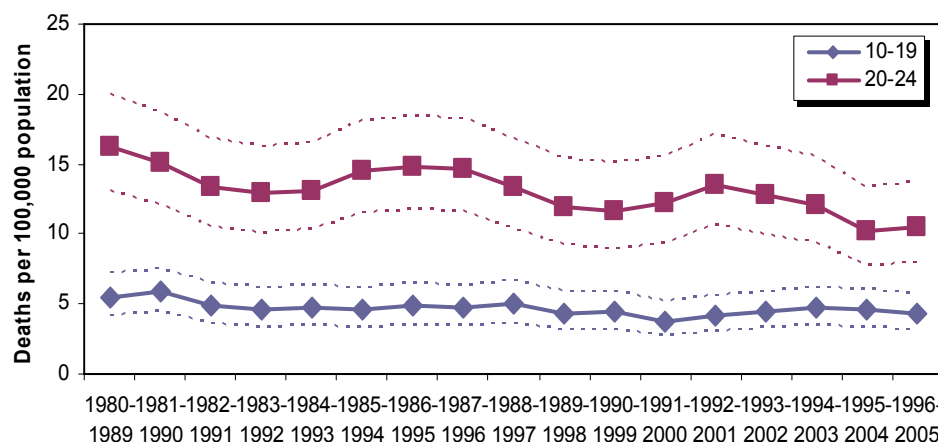
- History of previous suicide attempts
- Family history of suicide
- History of depression or other mental illness
- Alcohol or drug abuse
- Stressful life event or loss
- Easy access to lethal methods
- Exposure to the suicidal behavior of others
- Incarceration

Ten-year Age-specific Suicide Rate for the 10-24 Age Group
Delaware, 1980 - 2005



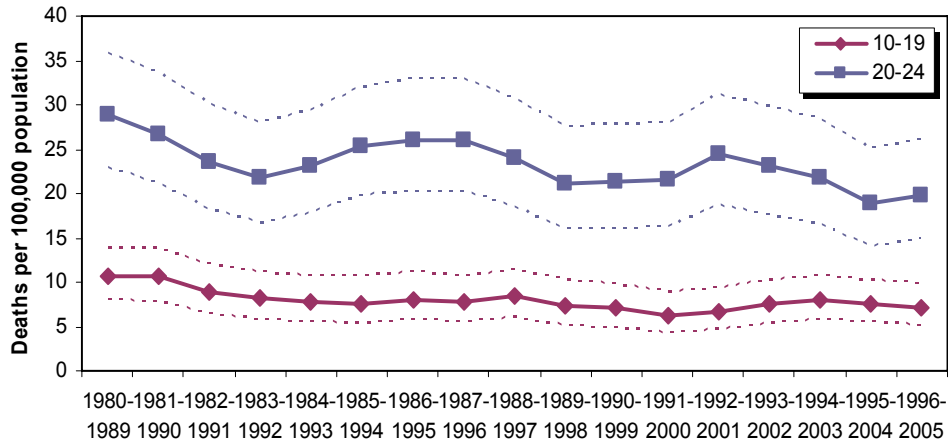
For young people (10-24 years of age) the suicide rate decreased 33 percent, from 9.4 in 1980-1989 to 6.3 deaths per 100,000 in 1996-2005. In 1996-2005, suicides accounted for 103 deaths of youths and young adults ages 10-24.

Ten-year Age-specific Suicide Rate by Age Group
Delaware, 1980-2005



Suicide rates for both young adults (aged 20-24 years) and youths (aged 10-19 years) decreased from 1980-1989 to 1996-2005. Although the young adult suicide rate declined 35.6 percent to 10.5 in 1996-2005, it remained more than double that of the youth suicide rate of 4.3 deaths per 100,000.

**Ten-year Age-specific Male Suicide Rate by Age group
Delaware, 1980-2005**



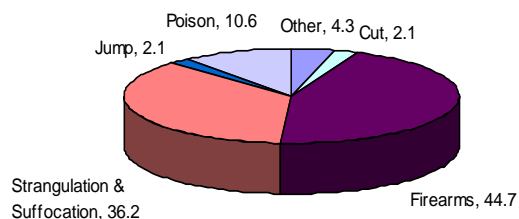
Male suicide rates for both age groups declined from 1980-1989 to 1996-2005, with the rates for the 20-24 age group dropping 31 percent to 19.8 and the rates for the 10-19 age group dropping 33 percent to 7.1 deaths per 100,000.

Males accounted for the majority (89 percent) of suicide deaths in the 10-24 age group; the remaining deaths that were female were too small to allow calculation of reliable rates and no female rates are presented.

**Number of Suicide Deaths by Sex and Age Group
Delaware, 1980 - 2005**

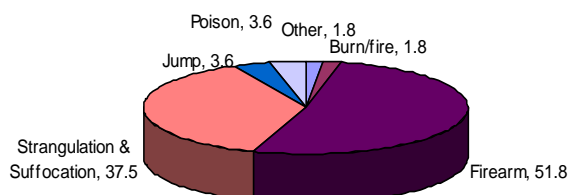
Years	Male		Female		Total	
	10-19	20-24	10-19	20-24	10-19	20-24
1980-1989	53	80	2	12	55	92
1981-1990	52	74	5	11	57	85
1982-1991	43	65	4	10	47	75
1983-1992	39	60	5	12	44	72
1984-1993	37	63	7	10	44	73
1985-1994	36	69	7	11	43	80
1986-1995	38	70	7	11	45	81
1987-1996	37	69	7	10	44	79
1988-1997	40	63	7	8	47	71
1989-1998	36	55	6	8	42	63
1990-1999	35	55	8	6	43	61
1991-2000	32	55	6	8	38	63
1992-2001	35	62	7	8	42	70
1993-2002	40	59	6	7	46	66
1994-2003	43	56	7	7	50	63
1995-2004	42	49	7	5	49	54
1996-2005	40	52	7	4	47	56

**Methods of Suicide for Youths Aged 10-19
Delaware, 1996-2005**



In 1996-2005, use of firearms was the most common method of suicide for both the 10-19 and 20-24 age groups; 44.7 percent of youths and 51.8 percent of young adults used firearms to commit suicide. Hanging and suffocation was the second most common method of suicide, accounting for more than 35 percent of all suicide deaths for both age groups.

**Methods of Suicide for Young Adults Aged 20-24
Delaware, 1996-2005**



References:

1. National Center for Injury Prevention and Control, Division of Violence Prevention. *Youth Suicide*. <http://www.cdc.gov/ncipc/dvp/Suicide/youthsuicide.htm>. Accessed 10/16/2007
2. Centers for Disease Control and Prevention. *Suicide Trends Among Youths and Young Adults Aged 10-24 Year – United States, 1990--2004*. MMWR 2007;56(35);905-908.
3. Greg Bluestein. *CDC: Suicide Rate Among U.S. Girls Soars*. <http://www.news.yahoo.com>. Accessed 09/07/2007



DELAWARE HEALTH AND SOCIAL SERVICES
Division of Public Health

If you have comments, suggestions, and/or questions, please contact the Delaware Health Statistics Center at (302) 744-4541.

Reported by Maridelle Dizon