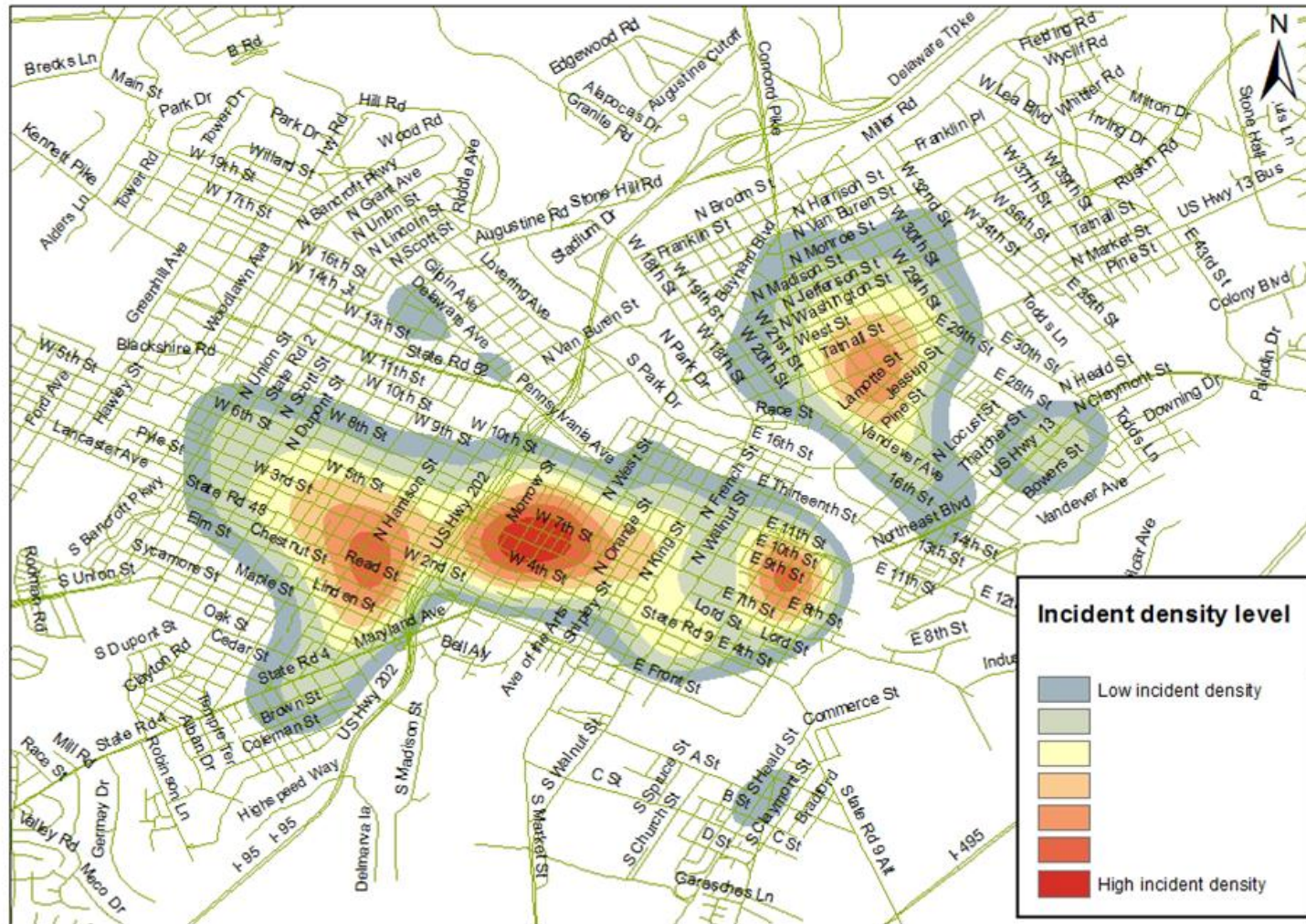


Delaware Department of Justice Initiatives to Reduce Crime

Wilmington, Delaware

Heat map of Wilmington, DE police incidents, 2010-2013



UTILIZING CRIME DATA: People and Places

- Distinguishing the Crime Drivers: “Angry at” v. “Afraid of”
 - Violent Drivers of Crime
 - Nuisance Drivers of Crime
- Focusing on the Appropriate Places
 - Crime Strategies Unit
 - Crime Prevention Through Environmental Design

UTILIZING CRIME DATA: Environmental Challenges

- Recognizing the Environmental Obstacles
 - Employment
 - Housing
 - Education
 - Poverty
 - Recidivism: 75%
- Creating Innovative Ways to Address
 - Attorney General Denn's Proposal
 - Crime Strategies Unit

Attorney General Matthew Denn Proposes Innovative Approaches to Collateral Consequences

- Stabilizing Hardest Hit Communities
 - \$3 million for treatment of substance abuse
 - \$3 million for reentry services
 - \$3 million for after-school and summer programs
 - \$5.9 million to Neighborhood Building Blocks Fund
- Helping High-Poverty Schools
 - \$4.8 million to 16 highest poverty elementary schools for teachers
- Housing Assistance in Hardest-Hit Areas
 - \$10 million to Strong Neighborhoods Revolving Fund to acquire, renovate, and sell vacant and abandoned properties
 - \$4 million to Downtown Development Districts
 - \$1.5 million to Delaware Emergency Mortgage Assistance

Non-Traditional Role of CSU

Proactive Zones

Nuisance Abatement

Landlord Training

Mentoring

Community Empowerment/block watch

Community Presence; Attendance Community Meetings

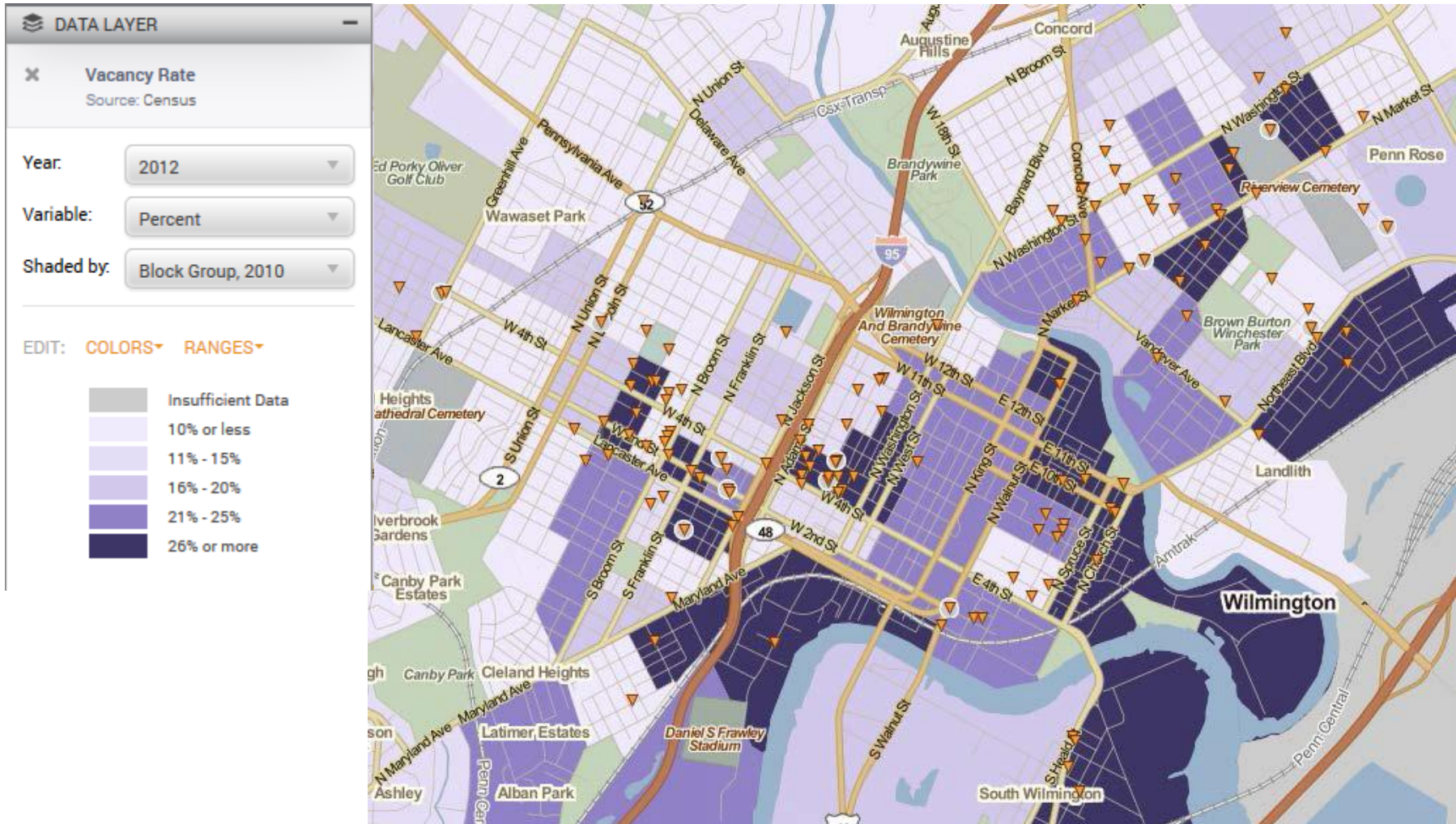
CPTED/Urban Gardens

Housing and Crime: Environmental Challenges

- Approximately 32,000 properties
- Roughly 50% are non-owner occupied
- In the highest crime areas, the rate of rentals exceeds 75%



Shooting Incidents by Percent of Vacant Properties



Neighborhoods Under Siege

Proactive Focus Zone 2014

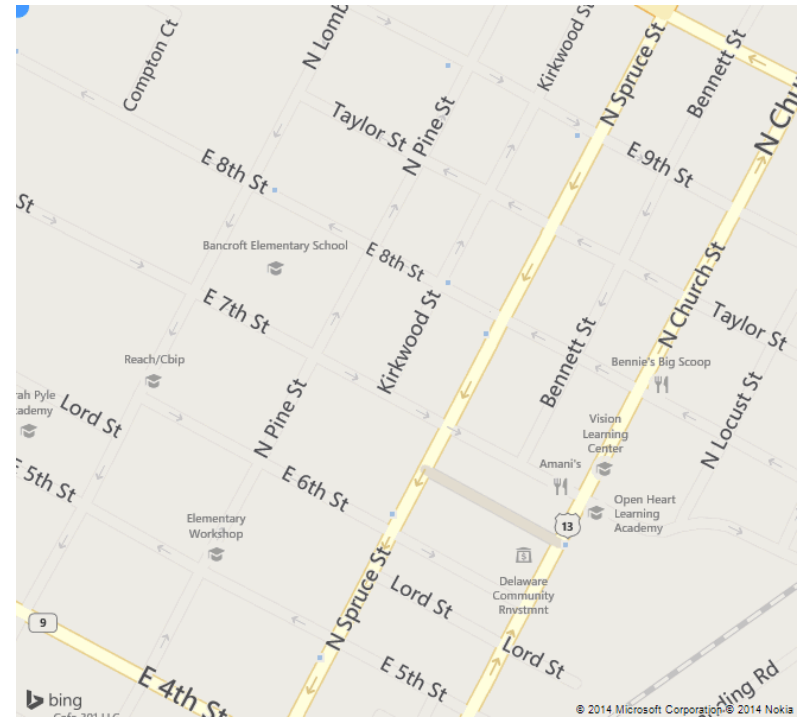
3 Murders

48 illegal guns seized

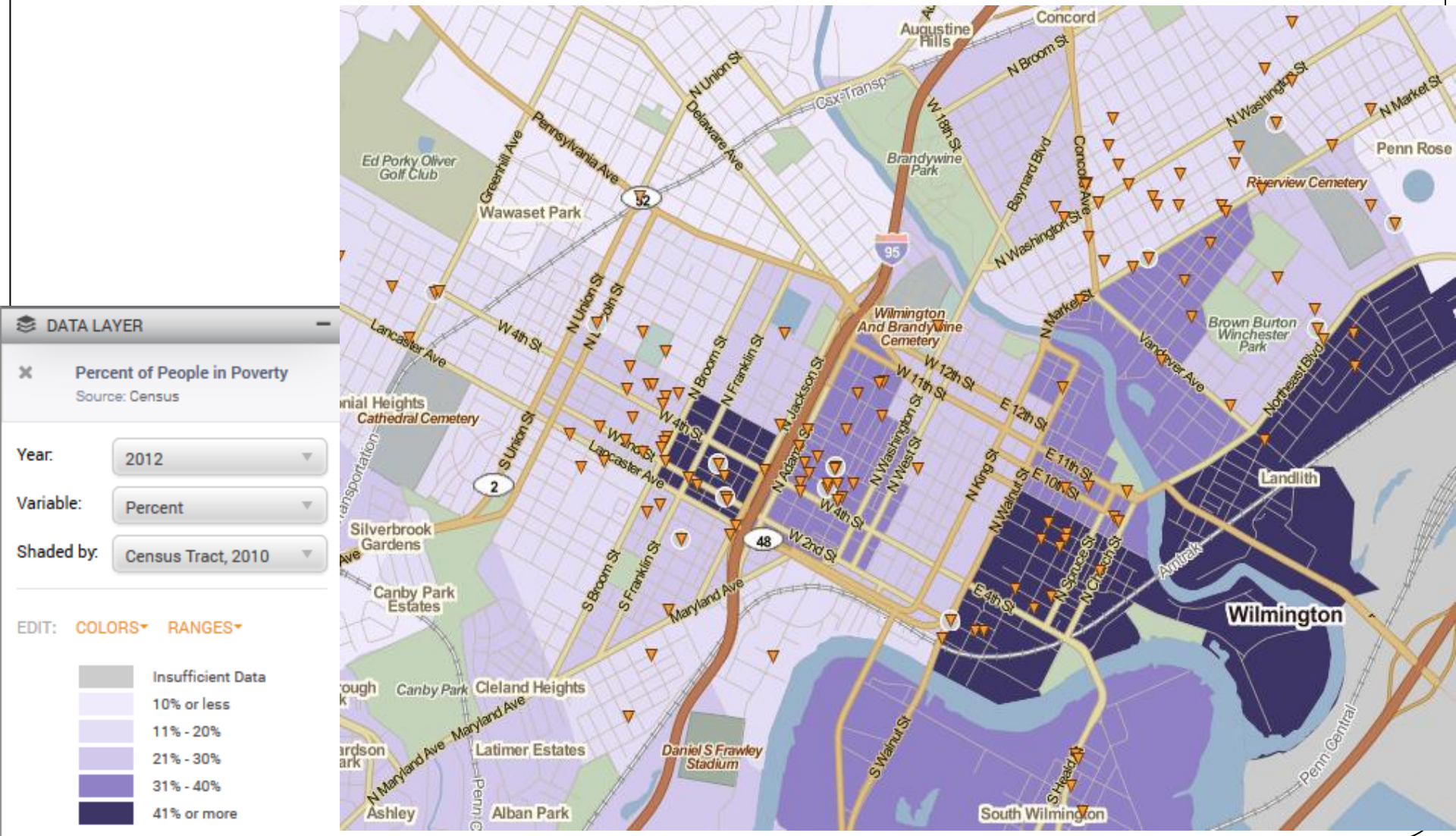
19 shooting Victims

Over 75% RENTAL

300+ LANDLORDS



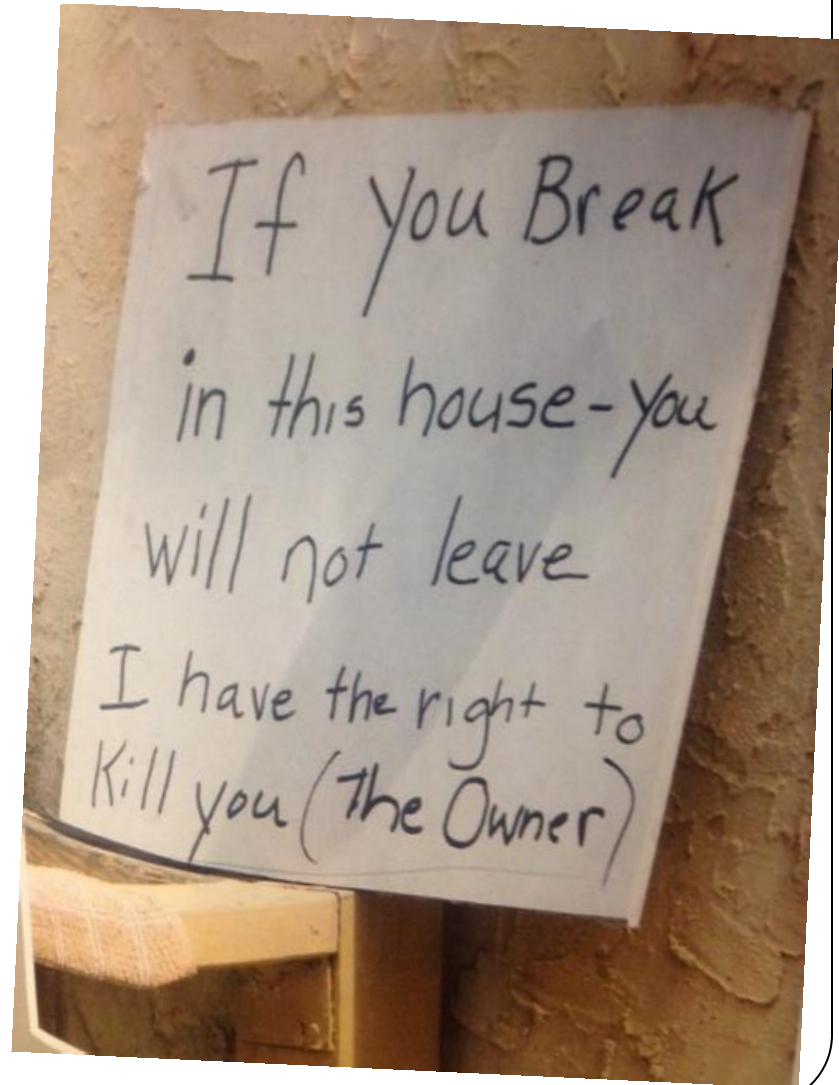
Wilmington DE Police Calls for Service for Shooting incidents which were founded. January Through June 2014, by Percent in Poverty.



PROACTIVE FOCUS ZONES

- Based on a proven model in Dallas
- Prosecutor-led team of City and State officials
- Property by Property plan for improving quality of life
- Banning Non-resident Probationers
- Building Trust with the Community

PFZ: WHAT YOU SEE WHEN YOU GET OUT FROM BEHIND A DESK



PFZ: SEIZING HEROIN STASHED IN BROKEN FENCE AT AN OPENAIR DRUG MARKET



CSU: NEVER “NOT MY JOB”



CPTED

- Accounting for and Securing Vacant Properties
- Remediating dangerous situations
- Increasing the lighting
- Positive change in the environment



PFZ: EARLY RETURNS ARE PROMISING



Sector 2 - Targeted Zones



East Side (11) 4th St to 11th St, Lombard St to Church St.

	2015 YTD	2014 YTD	Percent Change
Homicides	0	1	-100%
Total Shooting Victims	2	5	-60%
Firearms Seized	8	13	-38%

2015 YTD	TZ	11th District	% of District	Sector 2	% of Sector
Homicides	0	0	#DIV/0!	2	0%
Total Shooting Victims	2	2	100%	15	13%
Firearms Seized	8	11	73%	27	30%

West Center City (16) 4th St to 9th St, Washington St to Adams St.

	2015 YTD	2014 YTD	Percent Change
Homicides	1	0	#DIV/0!
Total Shooting Victims	6	4	50%
Firearms Seized	7	8	-13%

2015 YTD	TZ	16th District	% of District	Sector 2	% of Sector
Homicides	1	2	50%	2	50%
Total Shooting Victims	6	10	60%	15	40%
Firearms Seized	7	14	50%	27	26%