

POLICY DEVELOPMENT

CostAware 2.0

Cabinet Secretary Molly Magarik
Department of Health and Social Services

Jonathan Mathieu
Freedman HealthCare

Dr. Gurpreet Kaur
Delaware Health Information Network



ChooseHealth
DELAWARE



COSTAWARE LAUNCH

MARCH 2, 2023

COSTAWARE.DHSS.DELAWARE.GOV

VERSION 2.0 LAUNCHES TODAY, MARCH 2, 2023

AGENDA



About the Initiative



Website Demonstration



New Features



Methodology



Next Steps



Q&A

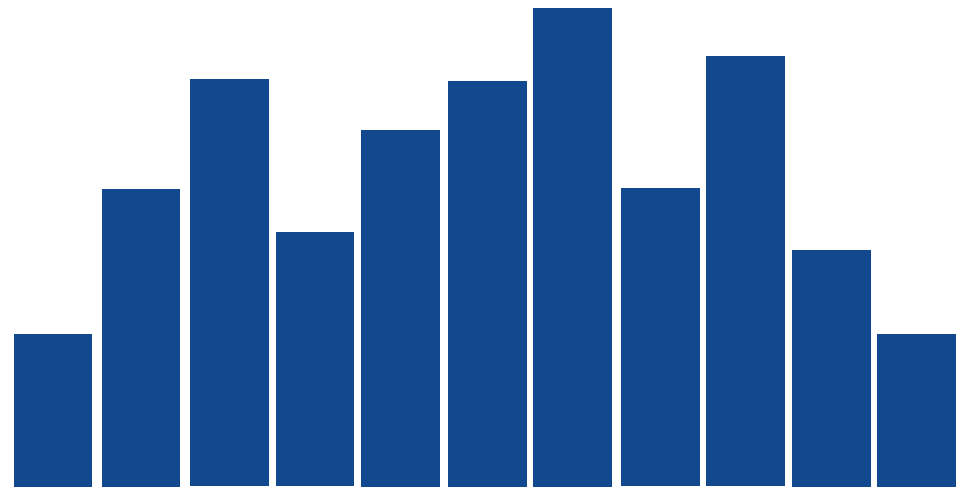
CostAware

Delaware's State Health Care Costs



ABOUT THE INITIATIVE

**Introductory
remarks from
DHSS Cabinet
Secretary Molly
Magarik**



ABOUT THE INITIATIVE – PURPOSE

The CostAware website allows DHCC to share variation in Cost* and Quality of medical services in Delaware in order to:



Support initiatives & programs promoting access to high-quality affordable care



Foster collaboration among providers and health plans



Improve health outcomes for Delawareans

**Many factors contribute to health care cost variation including differences in clinical practice, billing practices, contractual relationships and payment systems used by health insurers.*

SERVICE AND EPISODE SELECTION



Common medical services and episodes provided to large numbers of patients



Of interest to consumers because they are "shoppable"



Reflect DHSS input and priorities



Claim volume in the HCCD adequate to support public reporting



Often included on other state All-Payer Claims Database (APCD) websites



Without complications or major complications to reduce variation





On the road to
quality health care

**Awareness of Cost
Leads to Greater Value**

CostAware
Delaware's State Health Care Costs

Compare Cost and Quality Data for
Delaware Hospitals and
Accountable Care Organizations
(ACO).

Welcome from Department
of Health and Social Services
Cabinet Secretary Molly
Magarik.

"Sometimes the highest cost care is
not always the highest quality."

WEBSITE DEMONSTRATION

[HTTPS://COSTAWARE.DHSS.DELAWARE.GOV/](https://costaware.dhss.delaware.gov/)

STAKEHOLDER COLLABORATION

The following are examples of changes made based on feedback from stakeholders:

Domain	1.0	2.0
Measures	<p>Multiple procedure codes were grouped into a single measure.</p> <p>“Mild Severity ED Visits” included CPT code 99281 <i>and</i> 99282</p>	<p>Each measure has only one code included in the calculation.</p> <p>Average cost for 99281 and 99282 are reported separately</p>
Payer Type (insurance category)	<p>Dropdown menu filtered results by “Commercial,” “Medicaid,” and “Medicare”</p>	<p>The updated menu specifies “Medicare Advantage”</p>
Methodology Documentation	<p>N/A</p>	<p>Specifies that average cost for a medical service only includes the CPT code claim line, not other services performed on the same day</p>

VERSION COMPARISON

The following are examples of enhancements made to the CostAware website:

Feature	1.0	2.0
Number of Reports	12 reports (15 measures)	15 reports (67 measures)
Services Grouping	Unnamed ACO	Care Setting
Episodes Grouping	Unnamed Hospital	Named Hospitals
Years of Data	1 year (2019)	3 years (2019-2021)
Filters	Payer Type	<ul style="list-style-type: none">• Payer Type• Year• Age*• Gender*

**On the Main Dashboard, when relevant to the report*

METHODOLOGY

Services

- Claims identified based on CPT codes
- Average amount paid calculated by service/payer type
- Assigned to billing providers based on NPIs

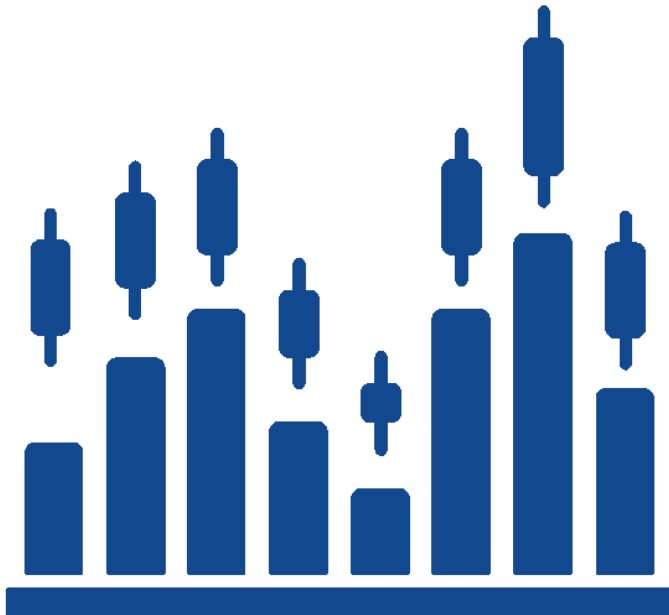


Episodes

- MS-DRG-based inpatient “episodes”
- Assigned to hospitals based on billing provider NPI
- Average amount paid reflects all services billed between admission and discharge date



METHODOLOGY – OUTLIER TREATMENT



Outlier Values:

- May exist due to incomplete data or human error
- Impact the accuracy and relevance of average cost estimates

For each service/episode:

- Excluded \$0 claims
- Excluded top and bottom 2.5 percentile for each payer type, care setting, and procedure code



NEXT STEPS



Enhanced quality reports



Top procedures by claim volume and dollar amount



Total Cost of Care measures



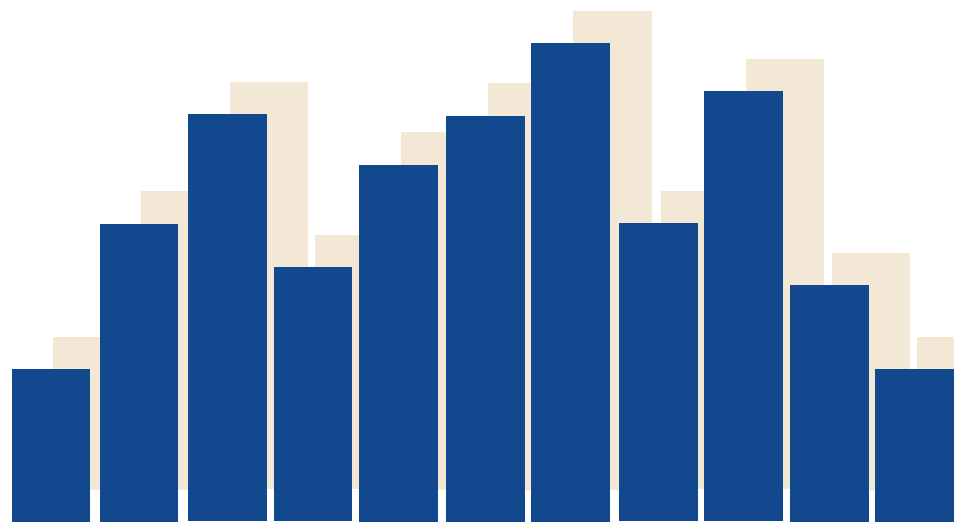
CONTRIBUTORS



QUESTIONS?

CostAware

Delaware's State Health Care Costs





WEBSITE SCREENSHOTS

[HTTPS://COSTAWARE.DHSS.DELAWARE.GOV/](https://costaware.dhss.delaware.gov/)



Mental Health Services

Select a service to filter the chart: Psychiatric Diagnostic Evaluation (90791)	Select insurance category: Medicaid	Select claim year: 2021
--	--	----------------------------

Hospital Outpatient

\$100

Office

\$124

Telehealth

\$125



The Cost of Cardiac-Related Care in Delaware

Cardiac-Related

Select a service to filter the chart: Select insurance category: Select claim year:

Hospital
Outpatient

\$30

Office

\$10

Some results on the Cardiac-Related report are only shown for Medicaid plans because the care setting is not available for other payers.

The Cost of Blood Test Services in Delaware

Blood Tests

Select a service to filter the chart:

Hemoglobin, glycosylated (A1C) (83036)

Select insurance category:

Commercial

Select claim year:

2021

Hospital Outpatient

\$28

Office

\$18

Outpatient Lab

\$8

Compare Cost and Quality Data for Common Outpatient Services in Delaware

Get started by selecting an outpatient service to see the difference in cost.

1. Select a service category:

Blood Tests

2. Select a service to filter the chart:

Hemoglobin; glycosylated (A1C) (83036)

Hemoglobin; glycosylated (A1C) Home Test (83037)

Complete Blood Count with Differential (85025)

Additional filters

Insurance Category

Commercial

Age Group

(All)

Gender

(All)

