



Delaware Weekly Influenza Surveillance Report

Week 42 (October 16 – October 22, 2011)

Delaware Division of Public Health

National Synopsis-2011-2012:

NOTE: National data is updated Friday of each week. Please visit <http://www.cdc.gov/flu/weekly/> for the most current information.

Both national and state data are provisional and subject to change as additional reports are received.

Delaware Influenza Surveillance-2011-2012:

There were no confirmed cases of influenza among Delawareans during Week 42.

Influenza Positive¹ and Confirmed² Cases Reported³ through Week 42 (Week ending October 22, 2011)

Confirmed Flu Cases by Subtype		2011					YTD Cnty %
		Wk40	Wk41	Wk42	YTD	YTD Total	
Statewide	A (2009 H1)	0	0	0	0	0	
	A (H3)	0	0	0	0		
	A (subtyping not performed)	0	0	0	0		
	B	0	0	0	0		
New Castle County	A (2009 H1)	0	0	0	0	0	0.0%
	A (H3)	0	0	0	0		
	A (subtyping not performed)	0	0	0	0		
	B	0	0	0	0		
Kent County	A (2009 H1)	0	0	0	0	0	0.0%
	A (H3)	0	0	0	0		
	A (subtyping not performed)	0	0	0	0		
	B	0	0	0	0		
Sussex County	A (2009 H1)	0	0	0	0	0	0.0%
	A (H3)	0	0	0	0		
	A (subtyping not performed)	0	0	0	0		
	B	0	0	0	0		

Total Flu-related Deaths in Delaware 2011-2012 Influenza Season	Wk40	Wk41	Wk42	YTD
	0	0	0	0

Annual Seasonal Influenza Case Totals	
2004-2005	995
2005-2006	541
2006-2007	508
2007-2008	1,401
2008-2009	738
2009-2010	2,247
2010-2011	1,470
2011-2012	0

¹Based on patients with positive nucleic acid and viral culture test results reported to the Division of Public Health.

² Confirmed Influenza cases from all reporting sources (including Delaware Public Health Laboratory)

³Reports are by date of specimen collection, not the date the results are obtained. As a result, prior weeks' counts may be adjusted to reflect additional cases received.

NOTE: The counts provided may not be a true reflection of the total number of people who have been infected with influenza virus in Delaware, chiefly due to the following:

- Many people ill with influenza-like symptoms do not seek medical care; and
- Many who do seek medical care are not tested for influenza.

Level of Influenza Activity in Delaware, Week 42:

No Activity

- ➔ No laboratory confirmed cases of influenza and no increase in the number of reports of ILI above regional baseline for the season.

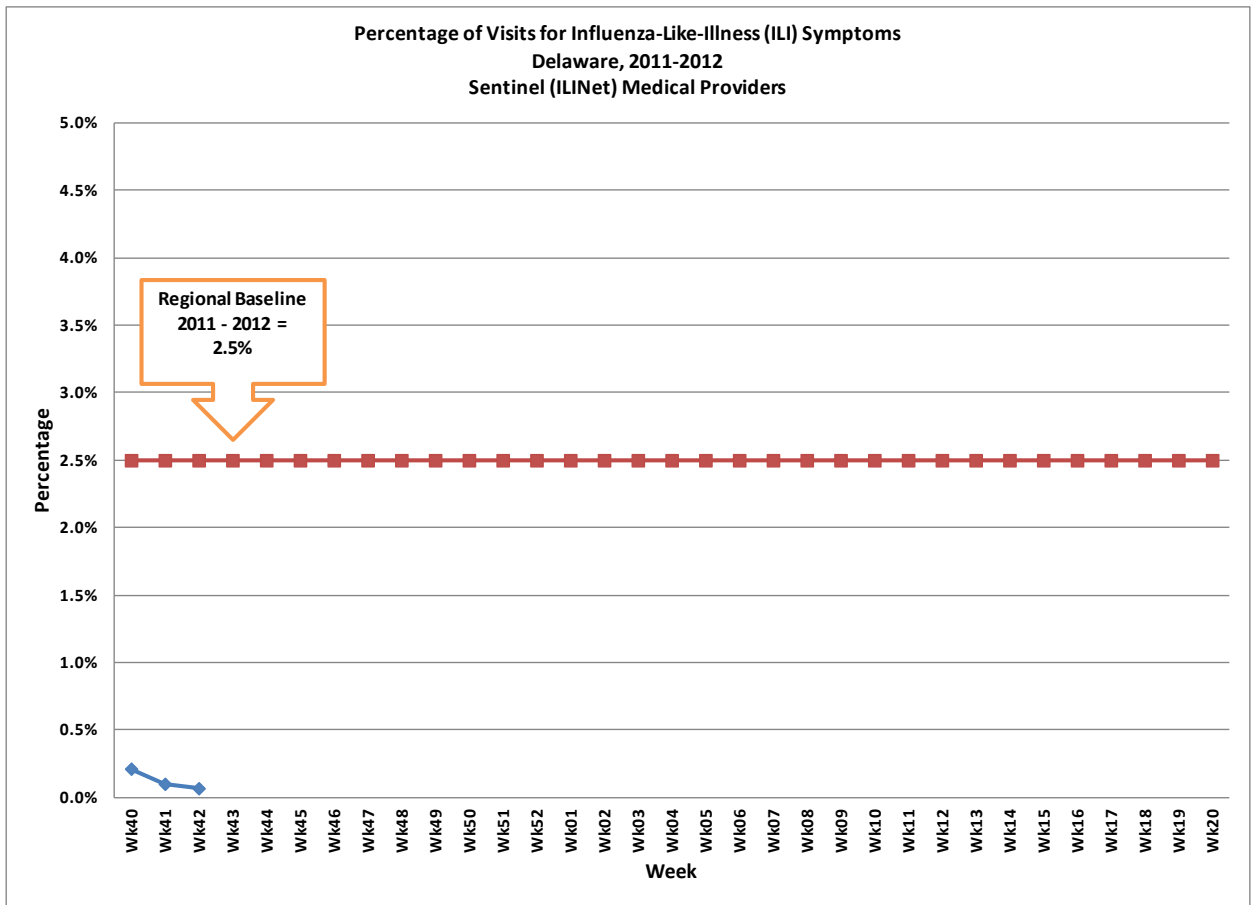
Influenza-like illness (ILI) is defined as patients presenting with fever over 100° F, cough and/or sore throat in the absence of a known cause other than influenza.

- ➔ **No Activity:** No laboratory confirmed cases of influenza and no increase in the number of reports of ILI above regional baseline for the season.
- ➔ **Sporadic:** Isolated laboratory confirmed cases **OR** a laboratory confirmed outbreak in one institution but no increase in reports of ILI from the regional baseline for the season.
- ➔ **Local:** Increased ILI above the regional baseline for the season in a single county; ILI activity in other counties is not increased above baseline AND recent (within the past three weeks) laboratory evidence of influenza in the county with increased ILI **OR** two or more institutional outbreaks (ILI or laboratory confirmed flu) in a single county AND recent (within the past three weeks) laboratory evidence of influenza in the county with the outbreaks; virus activity is no greater than sporadic in other counties.
- ➔ **Regional:** Outbreaks of influenza or increases in ILI and recent laboratory confirmed influenza in at least 2 but less than half the regions of the state. (This level of activity does not apply for small states with 4 or fewer regions.)
- ➔ **Widespread:** Increase in ILI reports above the regional baseline and/or institutional outbreaks of influenza (ILI or lab confirmed) AND recent (within the past 3 weeks) laboratory confirmed influenza in at least two of the three counties.

ILINet (Sentinel) Provider Surveillance Network:

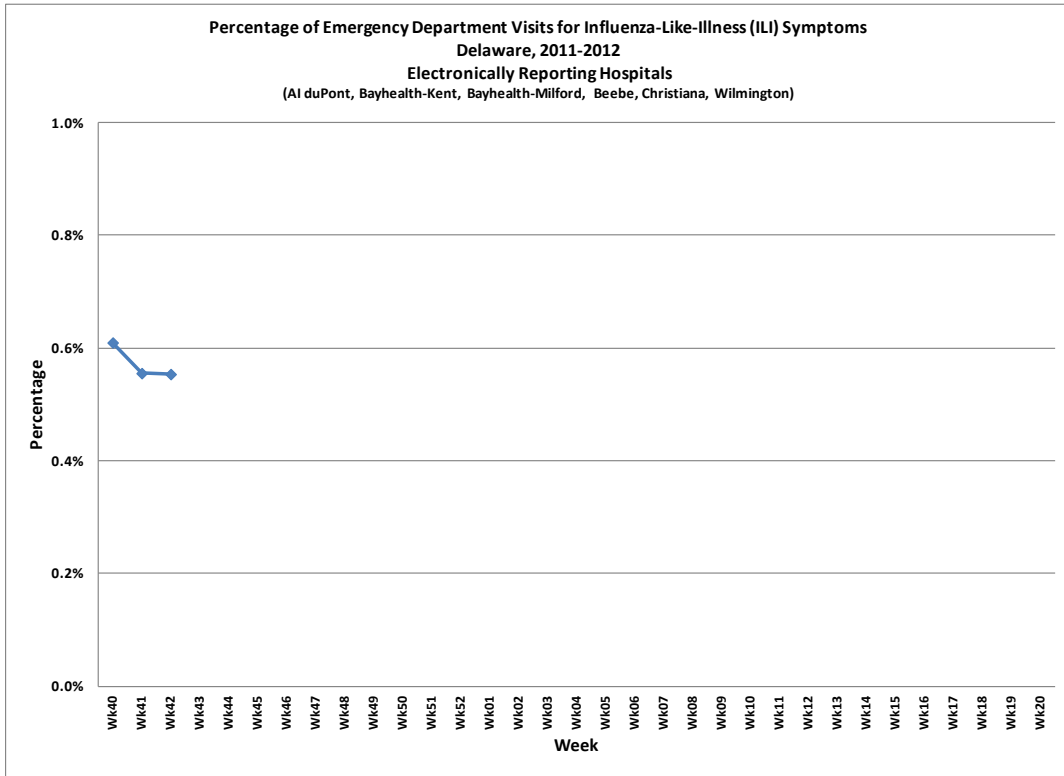
An ILINet (Sentinel) provider conducts surveillance for influenza-like illness (ILI) in collaboration with the state health department and the Centers for Disease Control and Prevention. Data reported by ILINet (Sentinel) providers, in combination with other influenza surveillance data, provide a national and statewide picture of influenza virus and ILI activity in the U.S.

**Influenza-Like Illness reported from ILINet (Sentinel) Providers
Delaware 2011-2012
5 of 14 Sentinel Providers reporting**

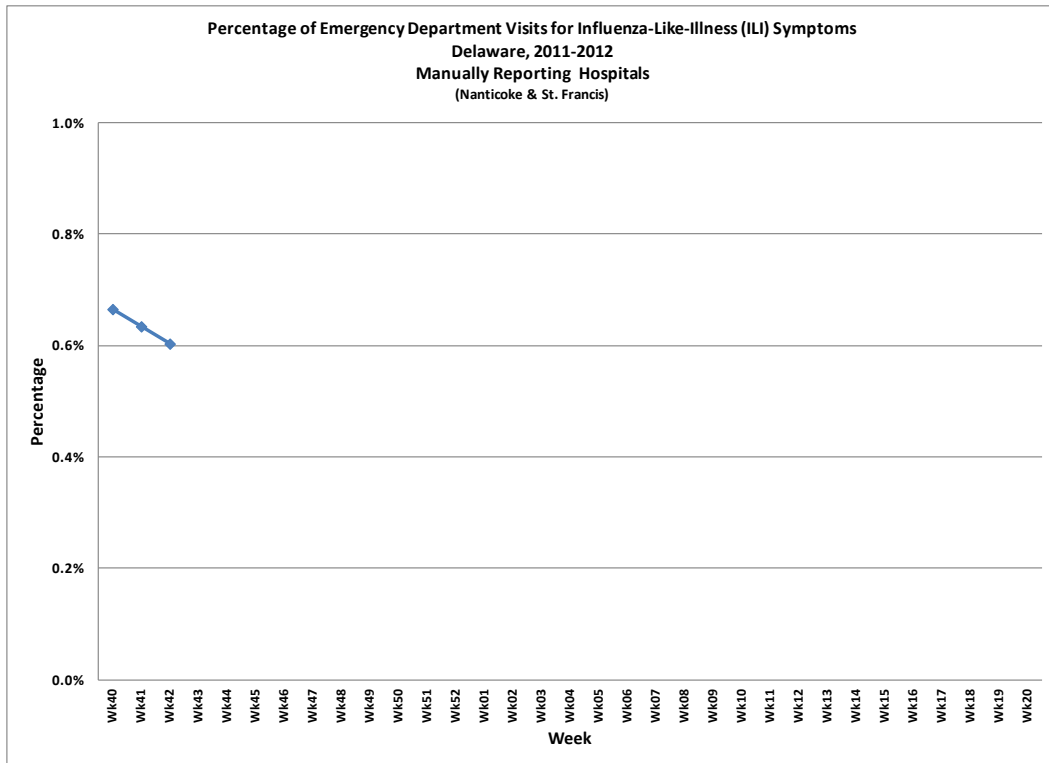


Regional Baseline for 2011-2012 applicable to: Region 3 (Delaware, District of Columbia, Maryland, Pennsylvania, Virginia & West Virginia); baseline= 2.5%.

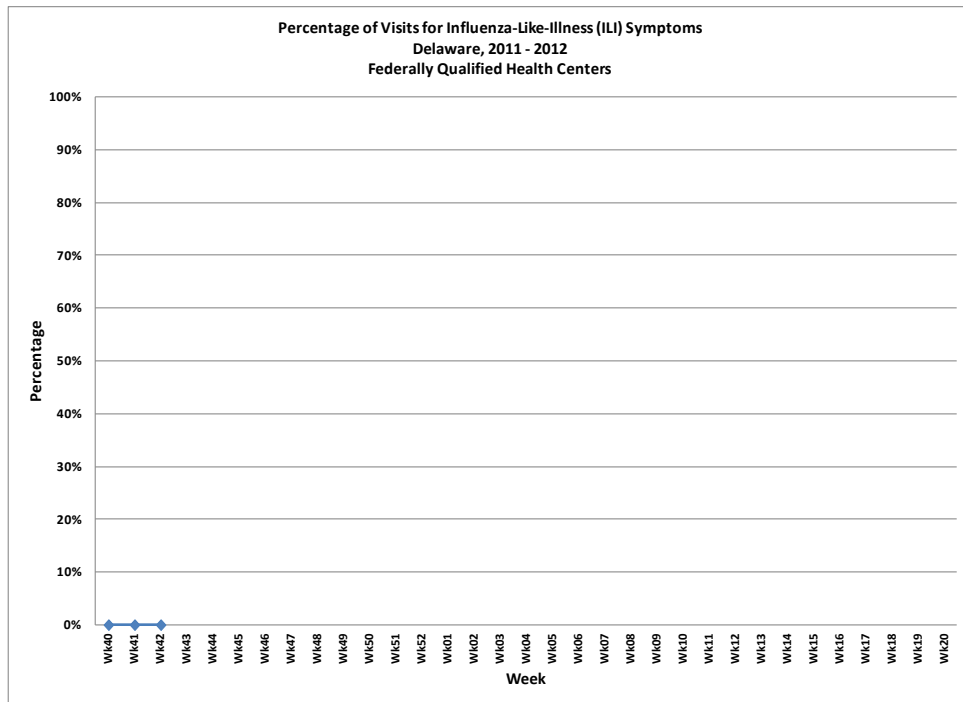
Hospital Electronic Surveillance Data: Delaware 2011-2012
6 of 6 hospitals reporting



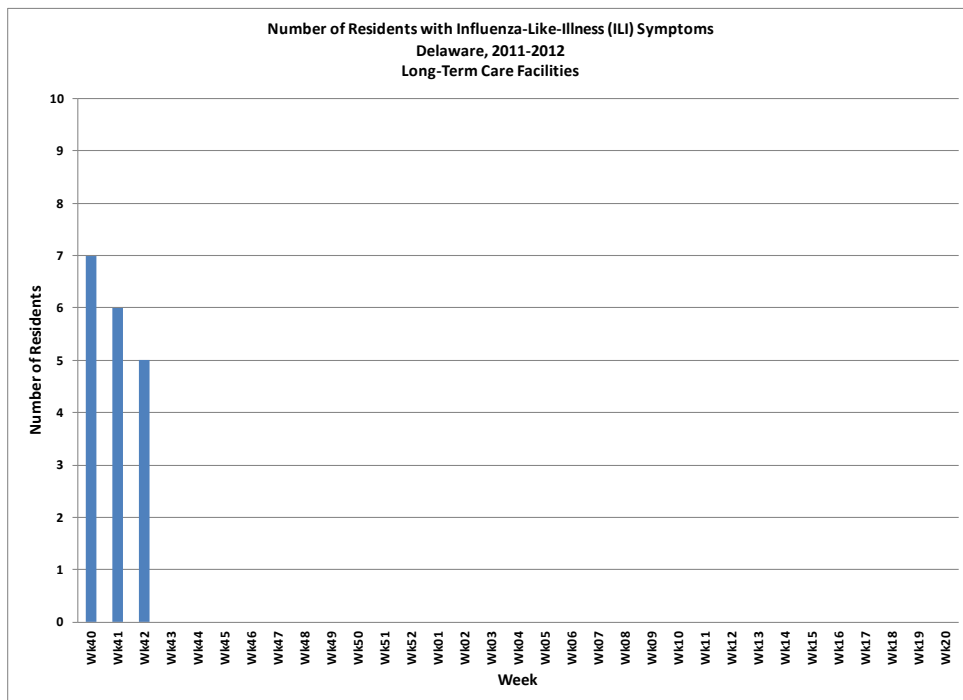
Hospital Manual Surveillance Data: Delaware 2011-2012
2 of 2 hospitals reporting



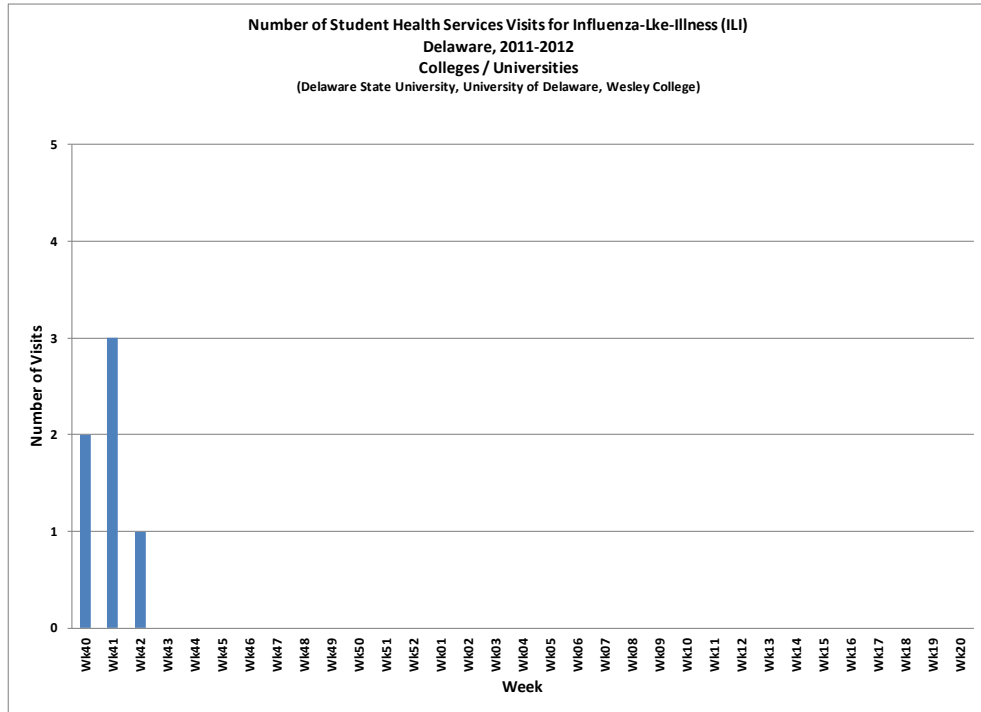
Influenza-like-illness (ILI) reported by Federally Qualified Health Centers (FQHCs): Delaware 2011-2012
1 of 2 facilities reporting (LaRed)



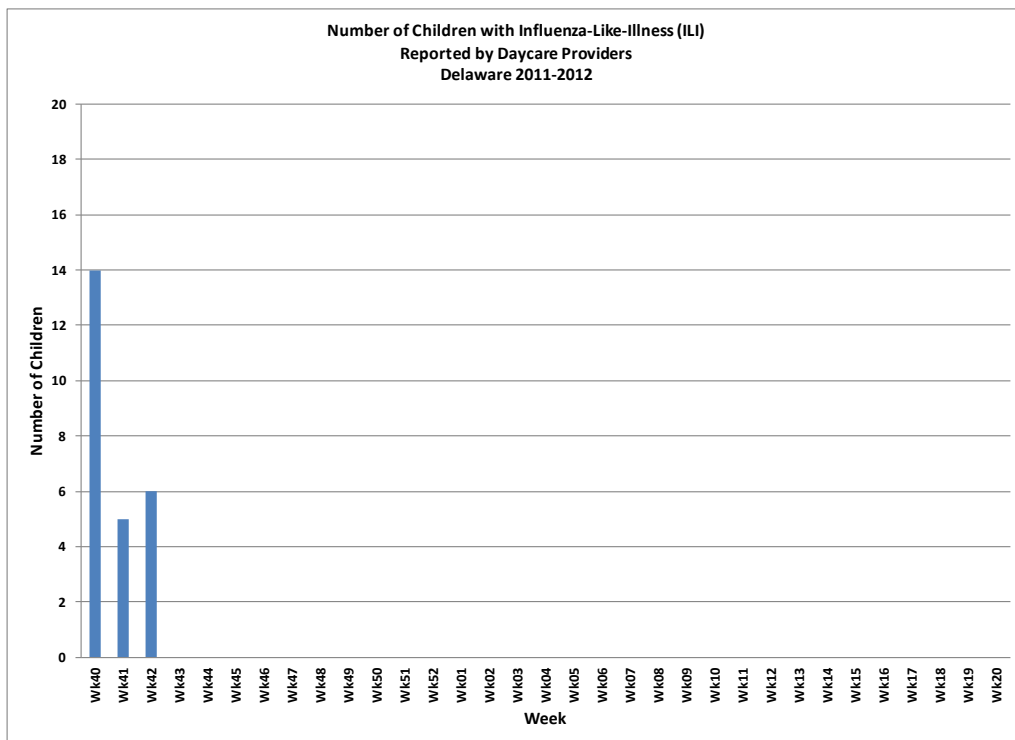
Influenza-like-illness (ILI) reported by Long-Term Care Facilities (LTCFs): Delaware 2011-2012
12 of 19 facilities reporting



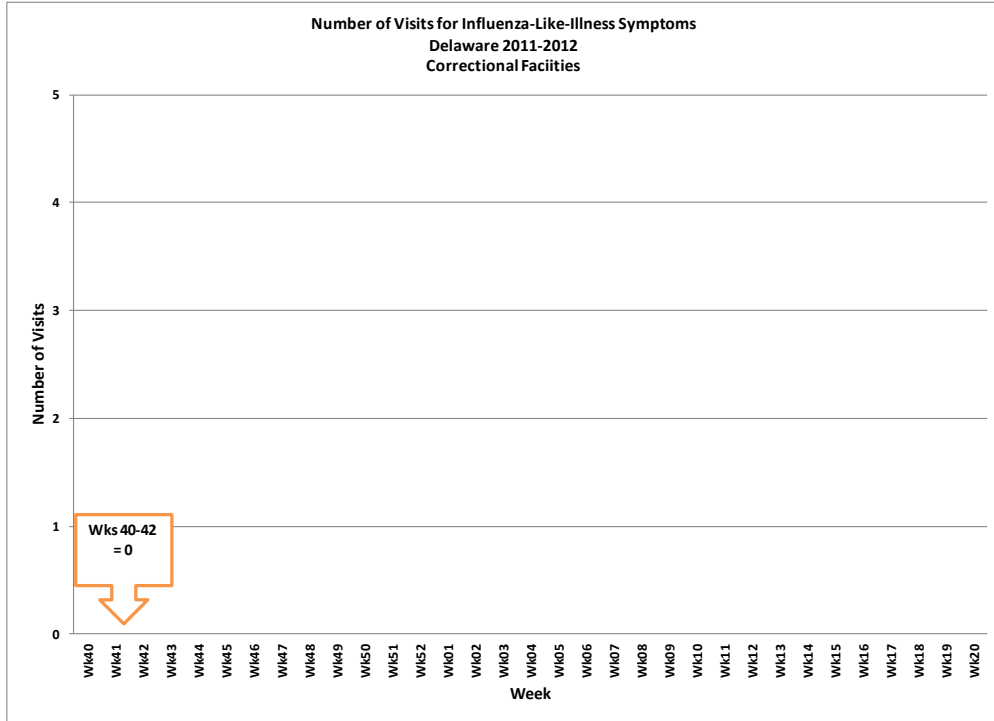
**Influenza-like-illness (ILI) reported by Colleges/Universities:
Delaware 2011-2012**
2 of 3 schools reporting (Delaware State & University of Delaware)



Influenza-like-illness (ILI) reported by Daycare Providers: Delaware 2011-2012
3 of 13 providers reporting



Influenza-like-illness (ILI) reported by Correctional Facilities:
Delaware 2011-2012
1 of 3 facilities reporting (Sussex Correctional)



The Division of Public Health is committed to serving you better. If you have not found the answers to your questions, please visit flu.delaware.gov or call (302) 744-4704.