



# Delaware Weekly Influenza Report

## MMWR Week 1 (December 29, 2019- January 4, 2020)

### Delaware Division of Public Health

#### **National Influenza Synopsis 2019-2020:**

National data are updated Friday of each week. Please visit <http://www.cdc.gov/flu/weekly/> for the most current information. Geographic spread of influenza during MMWR Week 1 (January 5, 2020- January 11, 2020) was reported as follows:

- *Sporadic Influenza Activity* was reported in the U.S. Virgin Islands
- *Local Influenza Activity* was reported in the District of Columbia and one state (Hawaii)
- *Regional Influenza Activity* was reported in one state (Oregon)
- *Widespread Influenza Activity* was reported Puerto Rico and 48 states (Alabama, Alaska, Arizona, Arkansas, California, Colorado, Connecticut, Delaware, Florida, Georgia, Idaho, Illinois, Indiana, Iowa, Kansas, Kentucky, Louisiana, Maine, Maryland, Massachusetts, Michigan, Minnesota, Mississippi, Missouri, Montana, Nebraska, Nevada, New Hampshire, New Jersey, New Mexico, New York, North Carolina, North Dakota, Ohio, Oklahoma, Pennsylvania, Rhode Island, South Carolina, South Dakota, Tennessee, Texas, Utah, Vermont, Virginia, Washington, West Virginia, Wisconsin, and Wyoming)
- Guam did not report.

#### **Summary of International Influenza Activity:**

- In the temperate zone of the northern hemisphere, respiratory illness indicators and influenza activity continued to increase in most countries.
  - In North America, influenza activity further increased and although all seasonal influenza subtypes were co-circulating there was a high proportion of influenza B viruses.
  - In Europe, influenza activity continued to increase across the region and was reported at moderate levels in some countries of Northern Europe.
  - In Central Asia, influenza activity increased with influenza A and B viruses co-circulating.
  - In Northern Africa, influenza activity was low overall.
  - In Western Asia, influenza activity remained elevated overall and continued to increase in Iraq, Israel, Jordan, Turkey and Yemen.
  - In East Asia, ILI and influenza activity continued to increase overall.
- In the Caribbean and Central American countries, influenza activity was low overall, except for Cuba where increased detections of influenza B/Victoria lineage viruses were reported. In tropical South American countries, increased influenza activity was reported from Ecuador and Colombia in recent weeks.
- In tropical Africa, influenza activity was elevated in some countries of Eastern and Middle Africa.
- In Southern Asia, influenza activity was low in most reporting countries, but remained elevated in the Islamic Republic of Iran, though decreased.
- In South East Asia, influenza activity was reported in the Lao People's Democratic Republic and Malaysia.
- In the temperate zones of the southern hemisphere, influenza activity remained at inter-seasonal levels.
- Worldwide, seasonal influenza A(H3N2) viruses accounted for the majority of detections.

**Reference:** World Health Organization (WHO), 2017. Influenza Update number 357 (12/20/2019). Retrieved December 20, 2019, from

[http://www.who.int/influenza/surveillance\\_monitoring/updates/latest\\_update\\_GIP\\_surveillance/en/](http://www.who.int/influenza/surveillance_monitoring/updates/latest_update_GIP_surveillance/en/)

Reports are updated biweekly.

## Delaware Influenza Surveillance 2019-2020:

During MMWR Week 2, there were 366 laboratory-confirmed cases of influenza reported among Delaware Residents. Reports of influenza-like-illness (ILI) received from participating providers, facilities, and institutions in Delaware show ILI is 1.17% compared to Delaware's 2019-2020 baseline of 1.9%. Nationally, 4.7% of visits to a healthcare provider were for ILI, which is a decrease from last week, and is still above the 2019-2020 national baseline of 2.4%. All regions remain above their baselines.

### Level of Influenza Activity in Delaware, MMWR Week 2:

<b>Widespread:</b>	Outbreaks of influenza or increases in ILI cases and recent laboratory-confirmed influenza in at least half the regions of the state with recent laboratory evidence of influenza in the state.
Influenza-like illness (ILI) is defined as patients presenting with fever of 100° F or greater, cough and/or sore throat in the absence of a known cause other than influenza.	
CDC Definitions:	
<b>No Activity:</b> No laboratory-confirmed cases of influenza and no reported increase in the number of cases of ILI.	
<b>Sporadic:</b> Small numbers of laboratory-confirmed influenza cases or a single laboratory-confirmed influenza outbreak has been reported, but there is no increase in cases of ILI.	
<b>Local:</b> Outbreaks of influenza or increases in ILI cases and recent laboratory-confirmed influenza in a single region of the state.	
<b>Regional:</b> Outbreaks of influenza or increases in ILI and recent laboratory-confirmed influenza in at least two but less than half the regions of the state with recent laboratory evidence of influenza in those regions. <sup>3</sup>	
<b>Widespread:</b> Outbreaks of influenza or increases in ILI cases and recent laboratory-confirmed influenza in at least half the regions of the state with recent laboratory evidence of influenza in the state.	

<sup>1</sup> 2018-2019 Region 3 (DE, DC, MD, PA, VA and WV) Baseline = 1.9%.

<sup>2</sup> Laboratory-confirmed case = case confirmed by viral culture or PCR.

<sup>3</sup> Region = population under surveillance in a defined geographical subdivision of a state. Regions typically include several counties. Regional does not apply to states with ≤ four counties.

**Summary of Figures for the MMWR Week 2 Report:**

**Table 1:** Influenza Season 2019-2020 – Vaccination Status

**Table 1A:** Comparison of the 2018-2019 MMWR Week 2 and the 2019-2020 MMWR Week 2 Confirmed Influenza Cases Reported Statewide by County and Age Group

**Table 1B:** Comparison of the 2018-2019 MMWR Week 2 and the 2019-2020 MMWR Week 2 Confirmed Influenza Cases Reported Statewide by County and subtype/lineage

**Figure 1:** Confirmed Cases of Influenza by Type and Subtype/Lineage, Delaware 2019-2020 Influenza Season

**Table 2:** Comparison of the 2018-2019 MMWR Week 2 and the 2019-2020 MMWR Week 2 Influenza-related Hospitalizations and Deaths

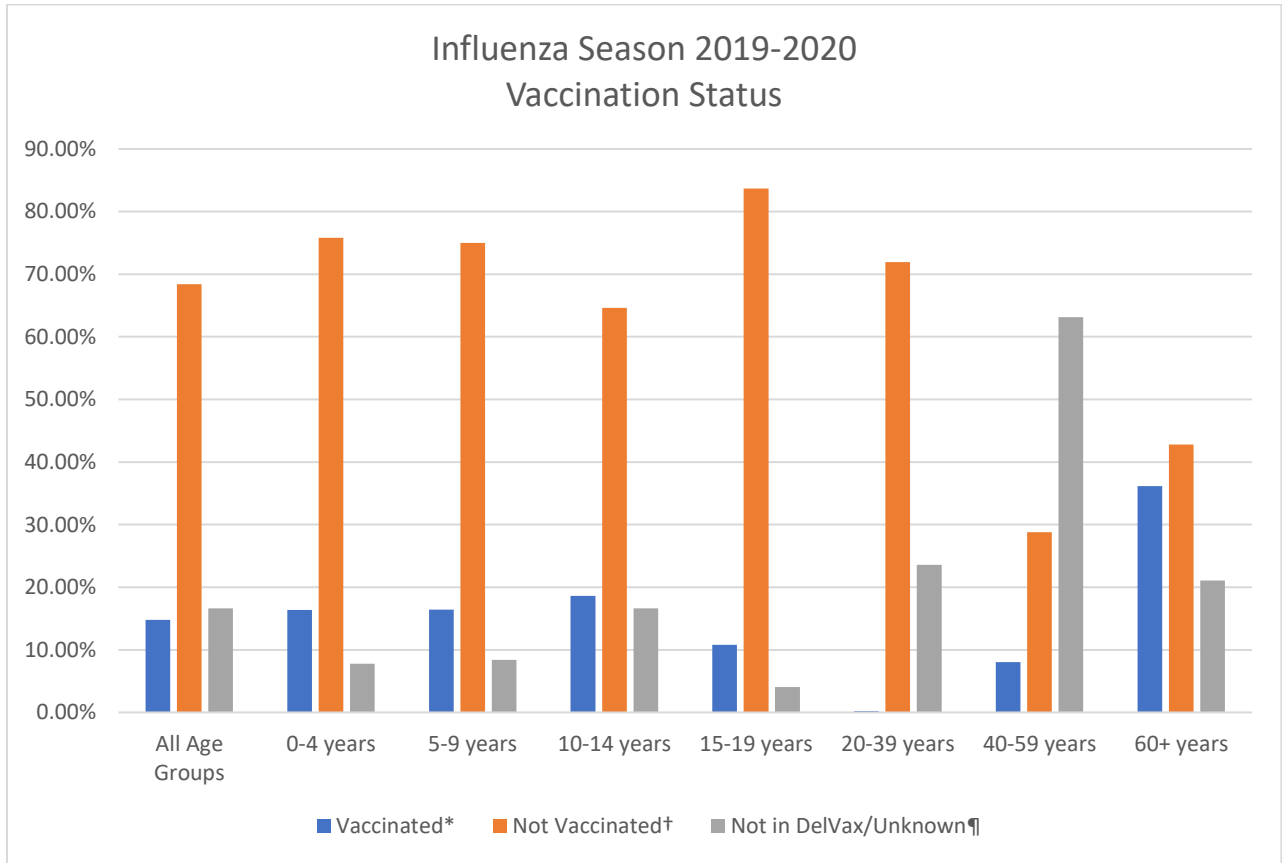
**Table 3:** Annual Number of Influenza Cases Reported by Flu Season, Delaware 2004-05 through 2019-20

**Figure 2:** Percentage of Visits for Influenza-Line Illness Reported by Sentinel Providers participating in the U.S. Outpatient ILI Surveillance Network (ILINet), Delaware 2019-2020

**Figure 3A:** Percentage of Emergency Department (ED) Visits Due to ILI/Influenza by MMWR Week, Delaware 2019-2020

**Figure 3B:** County-Specific Percentage of ED visits Due to ILI/Influenza by MMRW Week, Delaware 2019-2020

**Table 1: Influenza Season 2019-2020 – Vaccination Status**



*Received influenza vaccination this season per DelVax
†Not vaccinated for influenza this season per DelVax
¶No record in the Delaware Immunization Registry (DelVax)

**Table 1A:** Comparison of the 2018-2019 MMWR Week 2 and the 2019-2020 MMWR Week 2 Confirmed<sup>1</sup> Influenza Cases Reported Statewide by County and Age Group

Confirmed Flu Cases by Age Group		2018-2019 Influenza Season					2019-2020 Influenza Season				
		Week 2	Total Counts	County Percentage (%)	YTD <sup>2</sup>	YTD County Percentage (%)	Week 2	Total Counts	County Percentage (%)	YTD <sup>2</sup>	YTD County Percentage (%)
STATEWIDE	0-4	55	167	--	1054	--	93	366	--	1920	--
	5-9	19					59				
	10-14	6					25				
	15-19	5					14				
	20-29	14					61				
	30-39	9					36				
	40-59	35					43				
	60+	24					35				
New Castle County	0-4	25	78	46.71	410	38.90	50	191	52.1	897	46.71
	5-9	5					29				
	10-14	3					10				
	15-19	3					6				
	20-29	8					29				
	30-39	4					20				
	40-59	20					25				
	60+	10					22				
Kent County	0-4	7	24	14.36	320	30.36	14	78	21.3	512	26.66
	5-9	3					11				
	10-14	1					7				
	15-19	0					4				
	20-29	3					22				
	30-39	3					8				
	40-59	3					9				
	60+	4					3				
Sussex County	0-4	23	65	38.92	324	30.74	29	97	26.5	511	26.6
	5-9	11					19				
	10-14	2					8				
	15-19	2					4				
	20-29	3					10				
	30-39	2					8				
	40-59	12					9				
	60+	10					10				

<sup>1</sup>Influenza Cases are confirmed via PCR testing

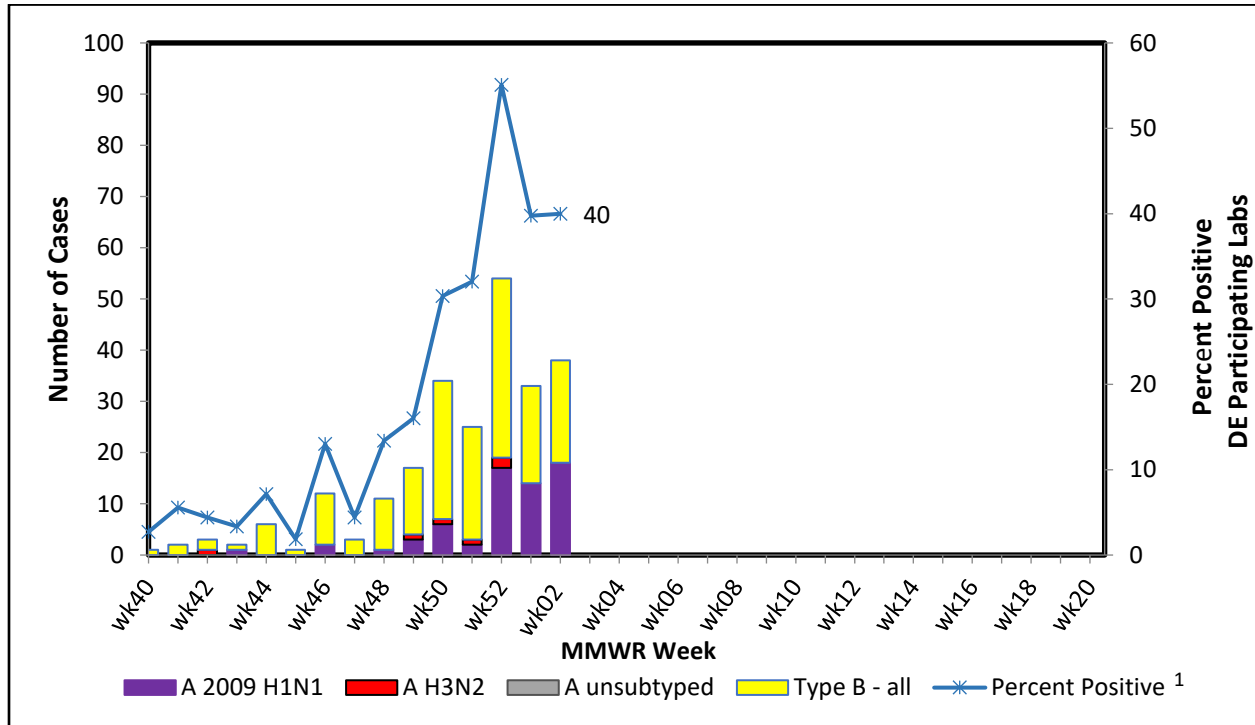
<sup>2</sup>YTD stands for “Year to Date” and represents the cumulative number of cases through the current MMWR Week being assessed for the 2018-19 and 2019-20 influenza seasons, respectively.

**Table 1B:** Comparison of the 2018-2019 MMWR Week 2 and the 2019-2020 MMWR Week 2 Confirmed<sup>1</sup> Influenza Cases Reported Statewide by County and subtype/lineage

Confirmed Flu Cases by Subtype / Lineage		2018-2019 Influenza Season		2019-2020 Influenza Season	
		Week 2	Total Counts	Week 2	Total Counts
STATEWIDE	A / 2009 H1N1	3	167	34	366
	A / 2012 H3N2	33		2	
	A / no subtype	130		115	
	Co-infection	0		1	
	B / Yamagata	0		1	
	B / Victoria	0		32	
	B / no lineage	4		181	
New Castle County	A / 2009 H1N1	0	78	24	191
	A / 2012 H3N2	26		2	
	A / no subtype	52		57	
	Co-infection	0		0	
	B / Yamagata	0		1	
	B / Victoria	0		29	
	B / no lineage	0		78	
Kent County	A / 2009 H1N1	2	24	4	78
	A / 2012 H3N2	0		0	
	A / no subtype	20		19	
	Co-infection <sup>2</sup>	0		0	
	B / Yamagata	0		0	
	B / Victoria	0		1	
	B / no lineage	2		54	
Sussex County	A / 2009 H1N1	0	65	6	97
	A / 2012 H3N2	5		0	
	A / no subtype	58		39	
	Co-infection	0		1	
	B / Yamagata	0		0	
	B / Victoria	0		2	
	B / no lineage	2		49	

<sup>1</sup>Influenza Cases are confirmed via PCR testing

Confirmed Cases of Influenza by Type and Subtype/Lineage, Delaware 2019-2020 Influenza Season



**Figure 1:** During MMWR Week 2 for the 2019-2020 Influenza season, there were 36 confirmed cases of Influenza reported by ILINet providers. Eighteen were identified as subtype B/Victoria, eighteen were identified as Flu A/ H1N1 and two were Flu B/unsubtyped. The percent positive for samples tested was 40 %.

<sup>1</sup>Percent Positive represents the amount of specimens that tested positive for influenza out of all samples tested for that MMWR week.

**Table 2:** Comparison of the 2018-2019 MMWR Week 2 and the 2019-2020 MMWR Week 2 Influenza-related Hospitalizations and Deaths Statewide

Hospitalizations and Deaths due to Influenza	2018-2019 Influenza Season				2019-2020 Influenza Season			
	Week 2	YTD Totals <sup>1</sup>	Percentage of Confirmed Cases (%) <sup>2</sup>	YTD Percentage of Confirmed Cases (%) <sup>3</sup>	Week 2	YTD Totals <sup>1</sup>	Percentage of Confirmed Case (%) <sup>2</sup>	YTD Percentage of Confirmed Cases (%) <sup>3</sup>
Hospitalizations	27	203	19.25	19.8	28	114	5.19	5.9
Deaths	1	2	0.18	0.11	1	3	0.27	0.15

<sup>1</sup>YTD stands for “Year to Date” and represents the cumulative number of cases through the current MMWR Week that were hospitalized or died

<sup>2</sup>Percentage of cases confirmed during the single MMWR Week

<sup>3</sup>Percentage of cases for the cumulative count of confirmed cases through the influenza season to the current MMWR Week.

**Table 3:** Annual Number of Influenza Cases Reported by Flu Season, Delaware 2004-05 through 2019-20

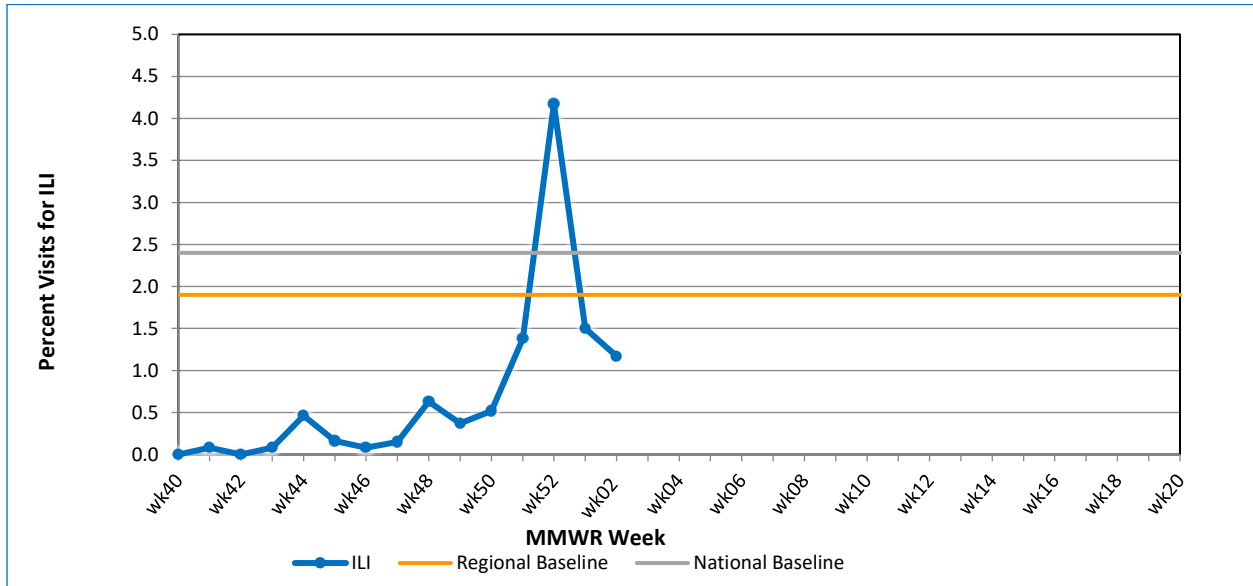
Influenza Season	Total Annual Influenza Cases
2004 – 2005	995
2005 – 2006	541
2006 – 2007	508
2007 – 2008	1,401
2008 – 2009	738
2009 – 2010	2,247
2010 – 2011	1,479
2011 – 2012	267
2012 – 2013	1,781
2013 – 2014	1,842
2014 – 2015	2,390
2015 – 2016	1,842
2016 – 2017	4,590
2017 – 2018	9,050
2018 – 2019	6,387
<b>2019 – 2020 (YTD)</b>	<b>1,920</b>



## U.S. Outpatient Influenza-Like Illness Surveillance Network (ILINet) Sentinel Providers

An ILINet (sentinel) provider conducts surveillance for influenza-like illness (ILI) in collaboration with the Division of Public Health and the Centers for Disease Control and Prevention (CDC). Data reported by ILINet providers, in combination with other influenza surveillance data, provide a national and statewide picture of influenza activity in the U.S.

Percentage of Visits for Influenza-Like Illness Reported by Sentinel Providers<sup>1</sup> participating in the U.S. Outpatient ILI Surveillance Network (ILINet), Delaware 2019-2020



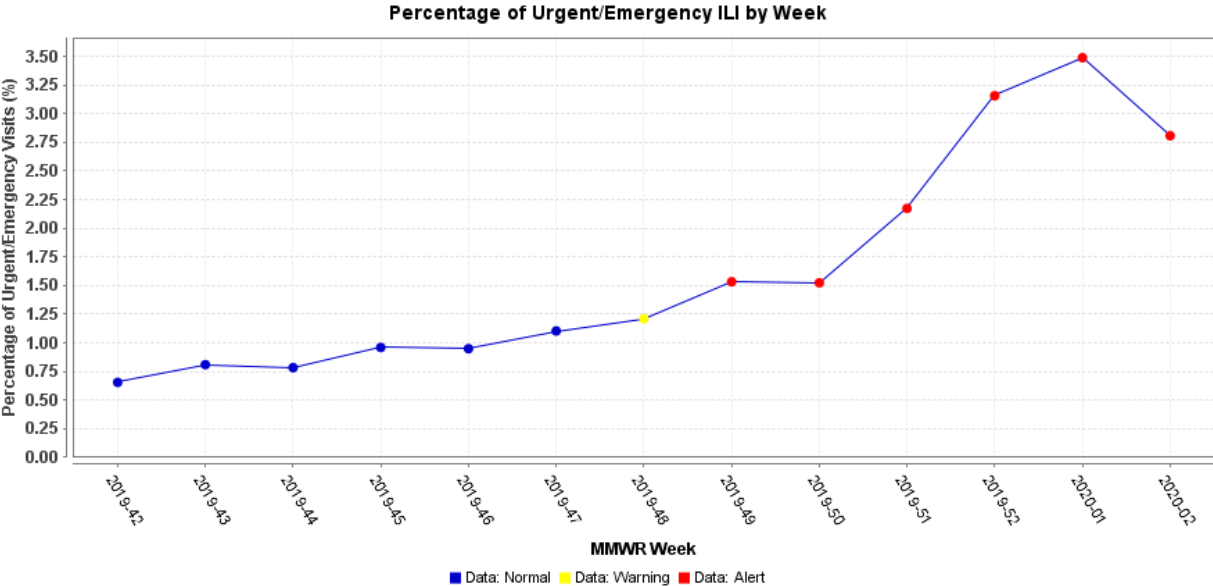
**Figure 2:** Delaware's regional baseline<sup>2</sup> for healthcare visits relating to ILI symptoms in the 2019-2020 Influenza Season is 1.9% and the national baseline<sup>3</sup> is 2.4%. In MMWR Week 2, the amount of ILI related visits reported by sentinel providers decreased from 1.5% to 1.17%.

<sup>1</sup>six of twelve sentinel providers reported

<sup>2</sup>The regional baseline is calculated by the CDC using non-influenza weeks from the previous three influenza seasons. Delaware is in Region 3, which also includes DC, MD, PA, VA, and WV.

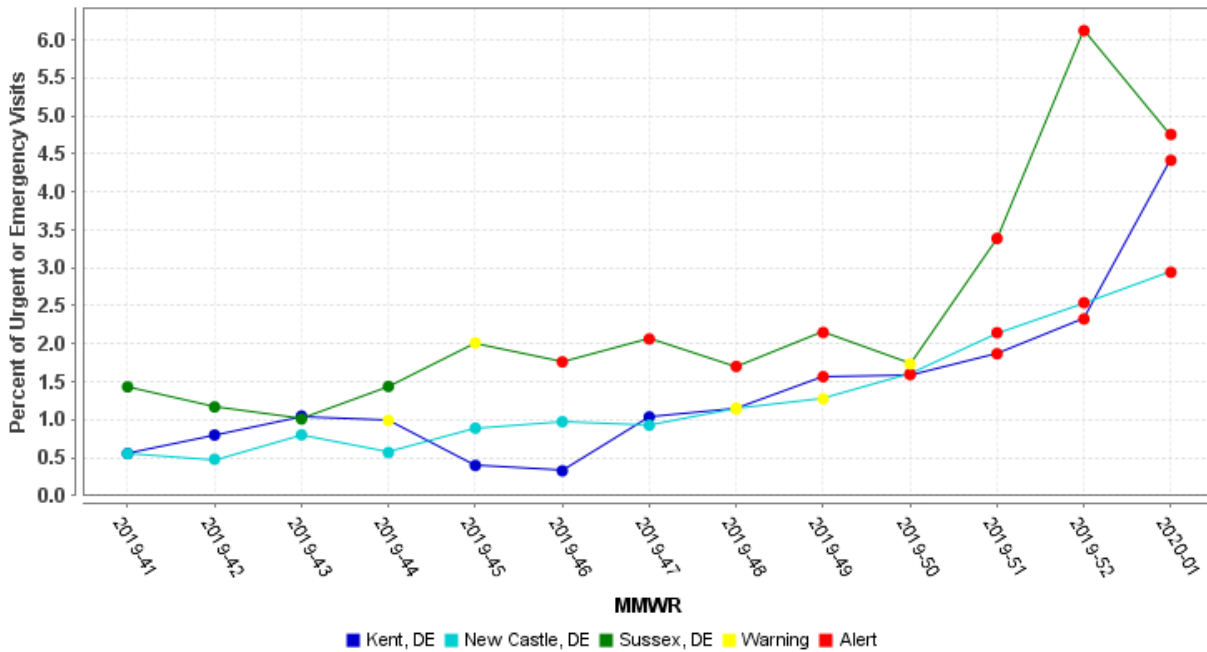
<sup>3</sup>The National baseline is calculated by the CDC using non-influenza weeks from the previous three influenza seasons.

Percentage of Emergency Care Visits Due to ILI/Influenza by MMWR Week, Delaware 2019-2020



**Figure 3A:** Syndromic data collected from ESSENCE shows that in the weeks preceding the start of the 2019-2020 Influenza season and through MMWR Week 2, there is an increasing trend in the percentage of ED visits due to ILI/Flu symptoms.

County-Specific Percentage of ED visits Due to ILI/Influenza by MMRW Week, Delaware  
2019-2020



**Figure 3B:** Syndromic data collected from ESSENCE shows that in the weeks preceding the start of the 2019-2020 Influenza season and through MMWR Week 1 stratified by Delaware’s three counties.

**NOTE:** Data provided do not reflect the total number of individuals who have been infected with the influenza virus in Delaware during the reporting period due to the following factors:

- Many people ill with influenza-like symptoms do not seek medical care.
- Many who do seek medical care are not tested for influenza.
- The Delaware Public Health Laboratory is limited by capacity to processing a maximum of three specimens per day from each reporting entity.

The Delaware Division of Public Health (DPH) is committed to serving you better by providing the most accurate, up-to-date influenza data available.

- For general information on influenza, visit [flu.delaware.gov](http://flu.delaware.gov) or <http://dhss.delaware.gov/dhss/dph/dpc/immunize-flu.html>.
- For specific information on DPH flu clinics, visit <http://dhss.delaware.gov/dhss/dph/fluclinics.html>.
- For questions on Delaware’s weekly flu report, call the DPH Office of Infectious Disease Epidemiology at 302-744-4990.
- For questions regarding influenza vaccination, please call 302-744-1060.