

# DHSC Statsheet

Delaware Health Statistics Center

Division of Public Health  
Department of Health  
and Social Services

## ***DE Birth Rate Declines as Number of Births to Hispanic Women Falls***

*“The preliminary number of U.S. births in 2010 was 4,000,279, 3 percent less than in 2009; the general fertility rate (64.1 per 1,000 women aged 15-44 years) also declined in 2010 (by 3 percent).”*

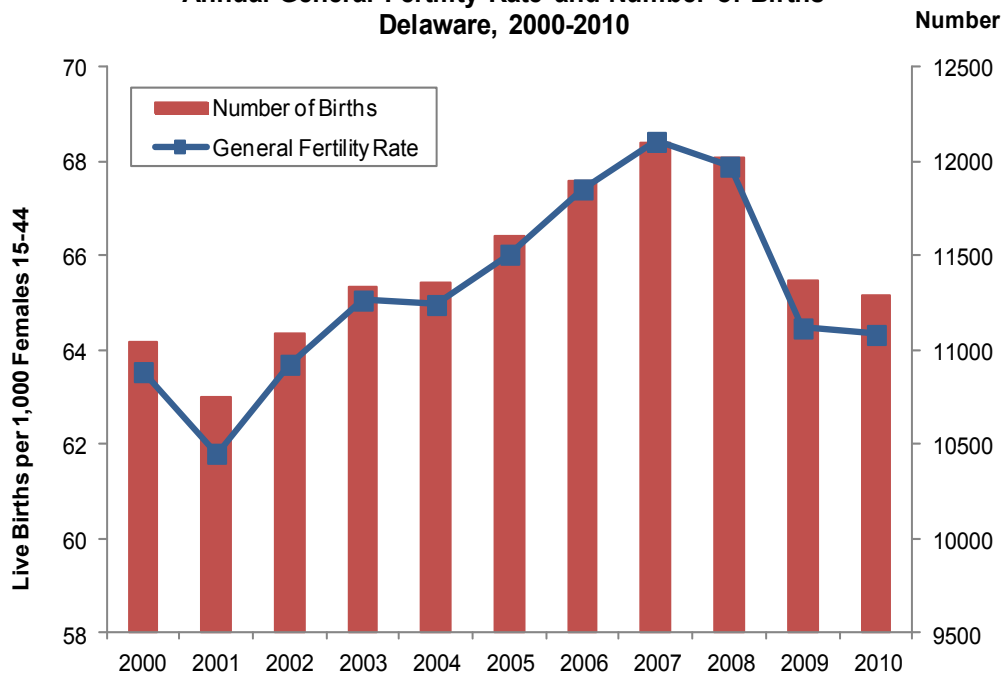
*The number of births and rates declined for all race and Hispanic Origin groups in 2010.”<sup>1</sup>*

*“The drop in U.S. birth rate after the onset of the Great Recession was led by foreign-born women, whose birth rates plunged 14% from 2007 to 2010.”<sup>2</sup>*

Between 2001 and 2007, Delaware’s general fertility rate increased 10.7 percent to 68.4 births per 1,000 women aged 15-44. After 2007, general fertility rates in Delaware and the nation began to decline, and in 2010, rates were 6 percent lower than in 2007.

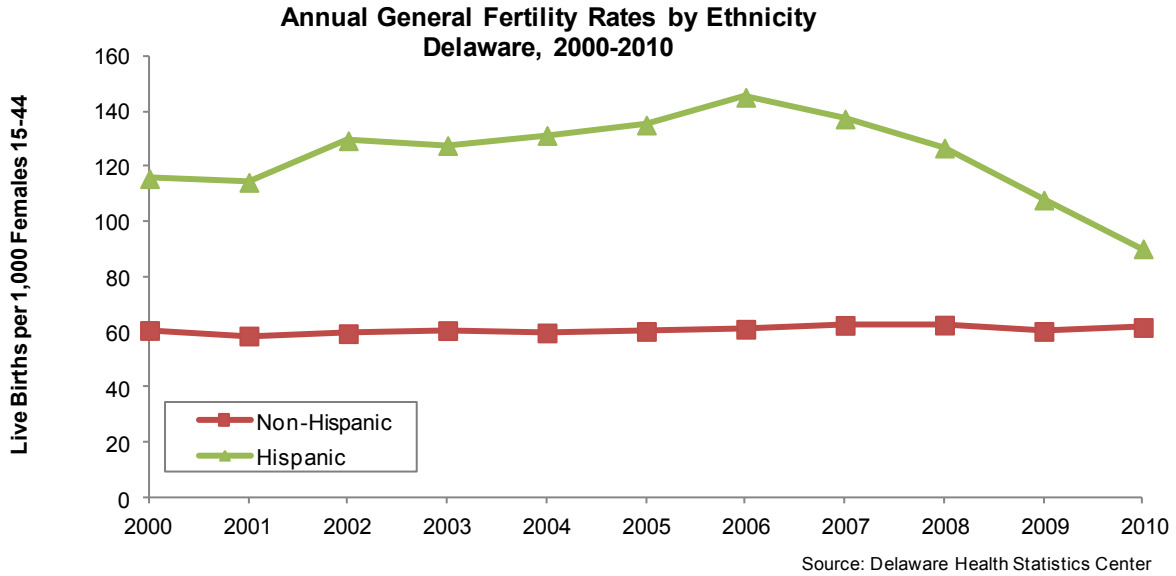
The number of births in Delaware increased between since 2001 and 2007. From 2007 to 2010, the number of births declined by 7 percent; 61 percent of the overall decline in births was accounted for by a decrease in the number of births to Hispanic mothers and 39 percent was accounted for by the decline in the number of births to non-Hispanic mothers.

**Annual General Fertility Rate and Number of Births  
Delaware, 2000-2010**



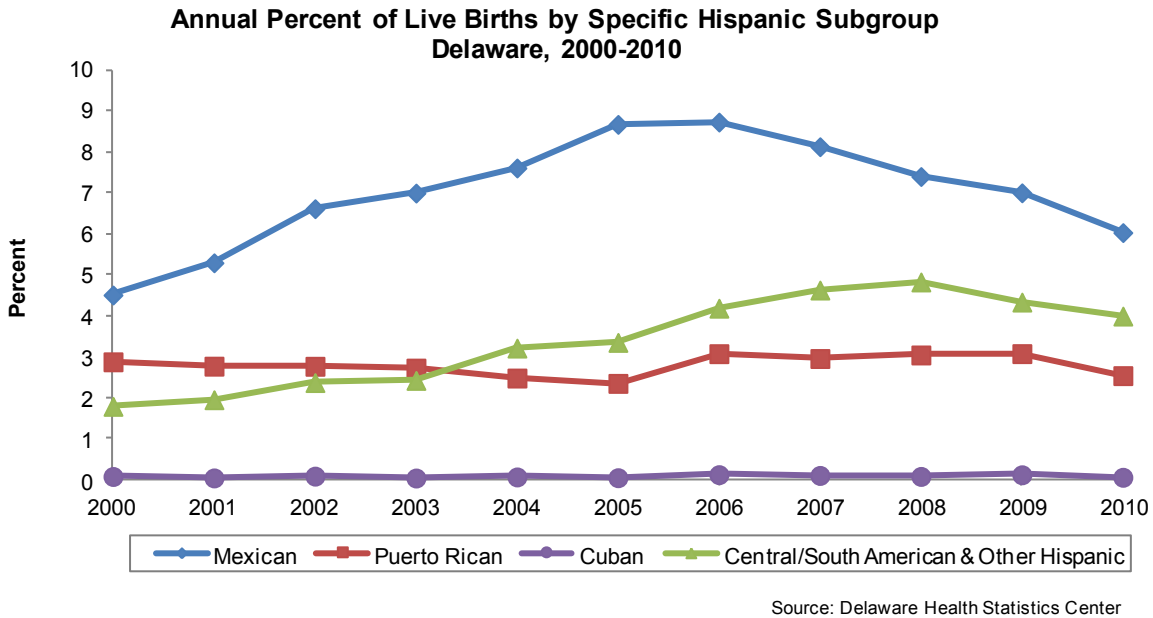
Source: Delaware Health Statistics Center

The recent decline in Delaware fertility rates was also apparent in the fertility rates for Hispanic women, which started to drop in 2006. From 2006 to 2010, Hispanic fertility rates declined by 37.8 percent, from 145.2 to 90.3, while fertility rates for non-Hispanic mothers remained stable from 2000 to 2010.



Among the specified Hispanic subgroups, the percentage of births to Mexican mothers declined 31 percent between 2006 and 2010, the percentage of births to Central/South American and other Hispanic mothers declined 17 percent between 2008 and 2010, and the percentage of births to Puerto Rican and Cuban mothers remained relatively stable.

Despite the large decrease in the percentages of births to Mexican mothers, their 2010 percentage was 1.5 times that of Central/South American and other Hispanic mothers, twice that of Puerto Rican mothers, and 100 times that of Cuban mothers.



**Technical Notes:**

1. General fertility rates (GFR) represent the total number of births per 1,000 women 15-44 years of age.
2. GFR by ethnicity were calculated using the population estimates from Delaware Population Consortium.

References:

1. Hamilton BE, Martin JA, Ventura, SJ. Births: Preliminary data for 2010. National vital statistics reports; vol 60 no 2. Hyattsville, MD: National Center for Health Statistics. 2011. Available at [http://www.cdc.gov/nchs/data/nvsr/nvsr60/nvsr60\\_02.pdf](http://www.cdc.gov/nchs/data/nvsr/nvsr60/nvsr60_02.pdf).
2. Livingston G, D'Vera C. Immigrant Women Lead Recent Drop in U.S. Births and Birth Rates. Pew Social & Demographic Trends, Pew Research Center. 2012. Available at <http://www.pewsocialtrends.org/2012/11/29/immigrant-women-lead-recent-drop-in-u-s-births-and-birth-rates/>



*DELAWARE HEALTH AND SOCIAL SERVICES*

Division of Public Health

If you have comments, suggestions, and/or questions, please contact the Delaware Health Statistics Center at (302) 744-4541.

Reported by Maridelle Dizon