



Weekly Influenza Report
Week 40 (9/28/08-10/4/08)

Total Laboratory Confirmed Cases: 0
Influenza A: 0
Influenza B: 0

Counties: New Castle-0 Kent-0 Sussex-0

Total Unconfirmed Cases: 0

Age Range: N/A

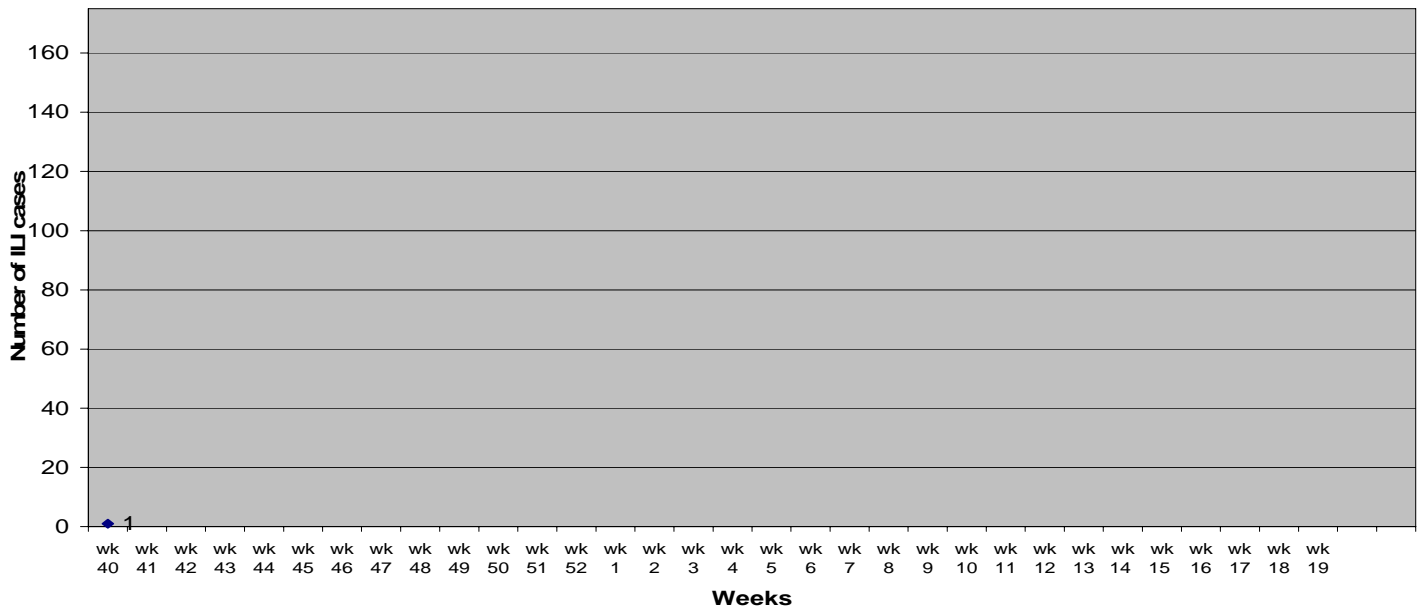
Deaths: 0

Activity: **No Activity**

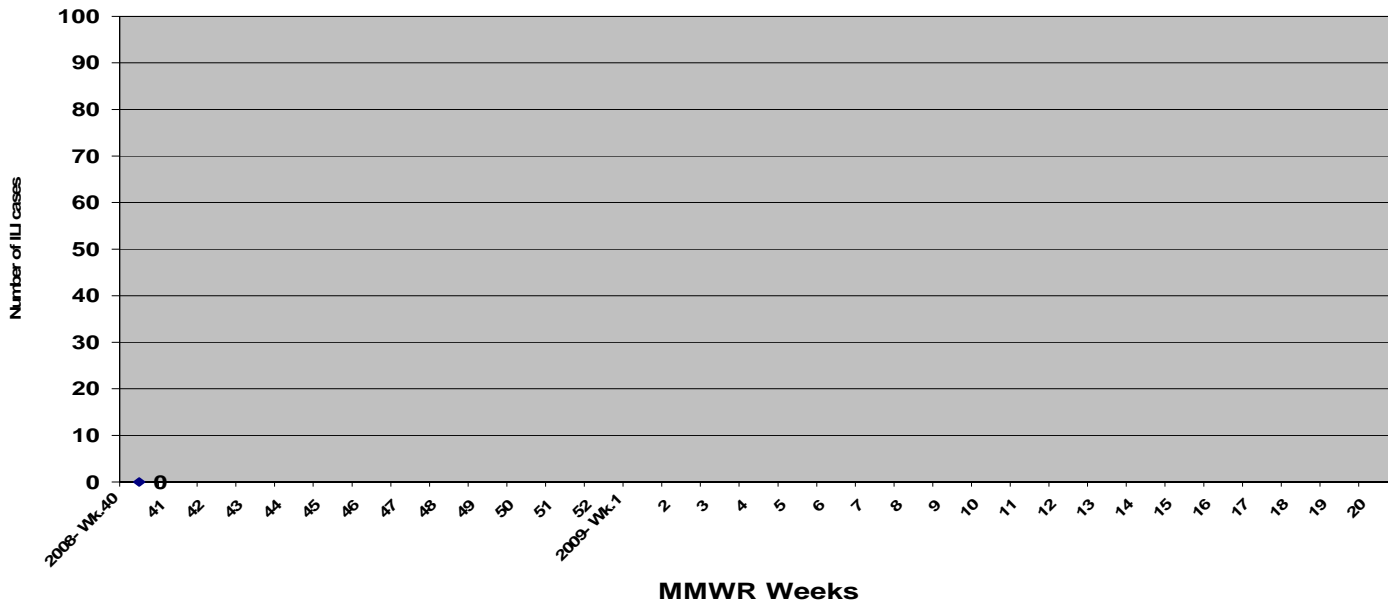
- **No Activity:** No laboratory-confirmed cases of influenza and no reported increase in the number of cases of ILI.
- **Sporadic:** Small numbers or isolated cases of laboratory-confirmed influenza cases or a single laboratory-confirmed influenza outbreak has been reported, but there is no increase in cases of ILI.
- **Local:** Outbreaks of influenza or increases in ILI cases and recent laboratory-confirmed influenza in a single region of the state.
- **Regional:** Outbreaks of influenza or increases in ILI and recent laboratory confirmed influenza in at least 2 but less than half the regions of the state. *(This level of activity does not apply for small states with 4 or fewer regions.)*
- **Widespread:** Outbreaks of influenza or increases in ILI cases and recent laboratory-confirmed influenza in at least half the regions of the state.

ILI cases reported from Sentinel providers
(Sentinel providers 5 of 12 reporting)

Sentinel Influenza Like Illness (ILI) Cases 2008-2009 Season, DE



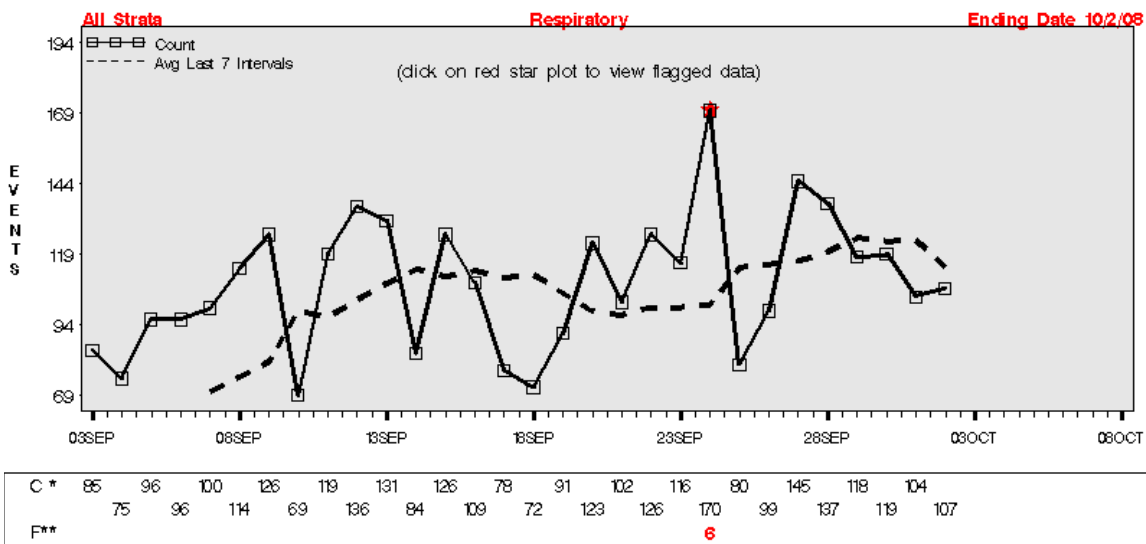
ILI cases reported from corporations/LTCF (6 sites reporting)



Respiratory – Syndromic Surveillance (6 of 8 hospitals reporting)

Early Aberration Reporting System (EARS)

Hospital Syndromic Surveillance



C1= Mild Sensitivity C2= Moderate Sensitivity C3= Ultra Sensitivity
 *C = total count (last three digits) **F are flags 1= C1 2= C2 3= C3 4= C1C3 5= C2C3 6= C1C2C3