



Weekly Influenza Report Week 13 (03/29/09-04/04/09)

National Synopsis:

During week 12 (March 22-28, 2009), influenza activity continued to decrease in the United States.

- Seven hundred twenty-two (16.8%) specimens tested by U.S. World Health Organization (WHO) and National Respiratory and Enteric Virus Surveillance System (NREVSS) collaborating laboratories and reported to CDC/Influenza Division were positive for influenza.
- The proportion of deaths attributed to pneumonia and influenza (P&I) was below the epidemic threshold.
- Eight influenza-associated pediatric deaths were reported.
- The proportion of outpatient visits for influenza-like illness (ILI) was below the national baseline. Two of nine surveillance regions reported ILI above their region-specific baselines (Mid-Atlantic and Pacific).
- Thirteen states reported widespread influenza activity, 19 states reported regional activity; 14 states reported local influenza activity; the District of Columbia, Puerto Rico, and three states reported sporadic influenza activity; and one state did not report.

Delaware Influenza Surveillance:

Total Laboratory Confirmed Cases: 704

Influenza A: 436

Influenza B: 266

Influenza A&B: 2

Counties:

- **New Castle – 307**
- **Kent – 237**
- **Sussex – 160**

Age Range: 13 days – 94 yo

Deaths: 1 (15 month old resident of New Castle County. Reported to CDC as an Influenza-associated pediatric mortality.)

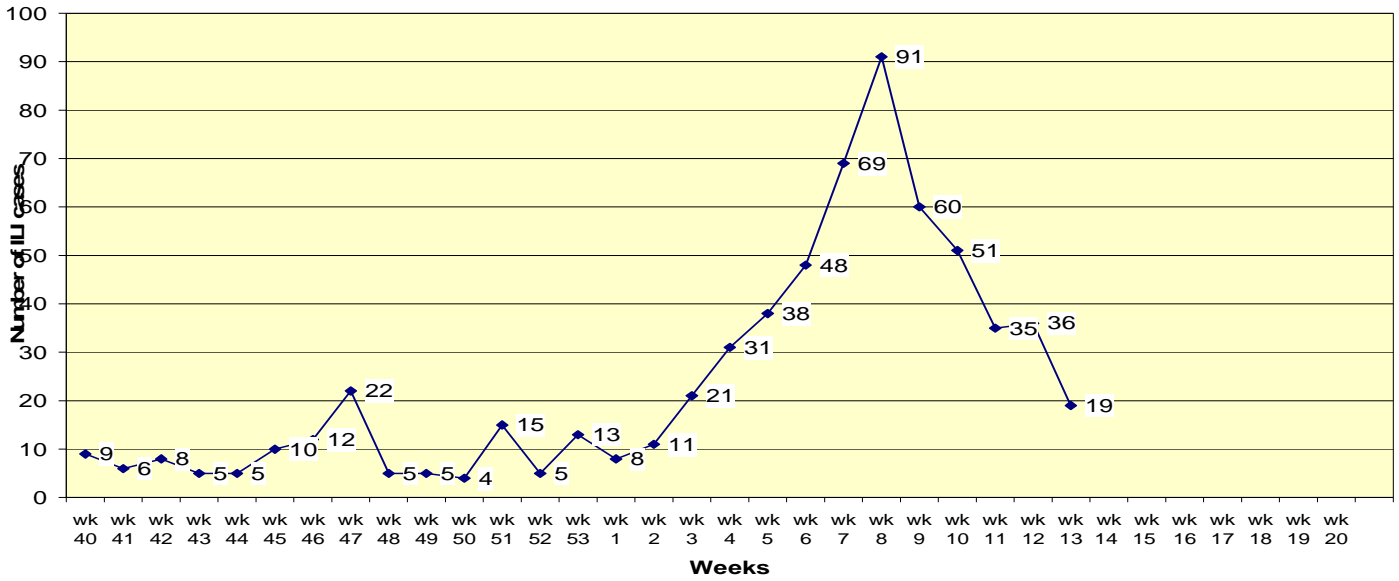
Total Unconfirmed Cases: 111

Influenza Activity for Week 13: Sporadic

Note: Beginning in Week 8, the DPH Lab requested that each hospital submit only 3-5 specimens per week for confirmatory testing; this may affect the number of unconfirmed cases in the future weeks.

- **No Activity:** No laboratory-confirmed cases of influenza and no reported increase in the number of cases of ILI.
- **Sporadic:** Small numbers or isolated cases of laboratory-confirmed influenza cases or a single laboratory-confirmed influenza outbreak has been reported, but there is no increase in cases of ILI.
- **Local:** Outbreaks of influenza or increases in ILI cases and recent laboratory-confirmed influenza in a single region of the state.
- **Regional:** Outbreaks of influenza or increases in ILI and recent laboratory confirmed influenza in at least 2 but less than half the regions of the state. (This level of activity does not apply for small states with 4 or fewer regions.)
- **Widespread:** Outbreaks of influenza or increases in ILI cases and recent laboratory-confirmed influenza in at least half the regions of the state.

**ILI cases reported from Sentinel providers
6 of 12 sentinel providers reporting**

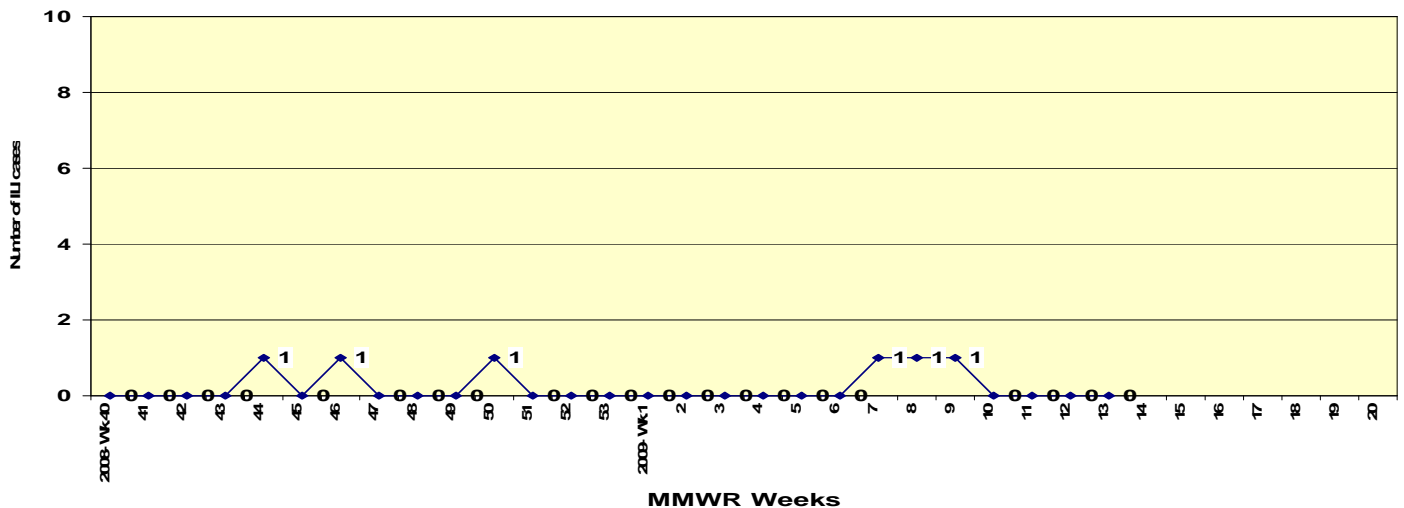


Note: This data is current as of distribution date and is subject to change.

Note: Week 5 – No sentinel providers reported ILI to DPH (n=0). Therefore, the zero does not indicate there were no cases.

**ILI cases reported from Corporations/LTCF
4 of 5* sites reporting**

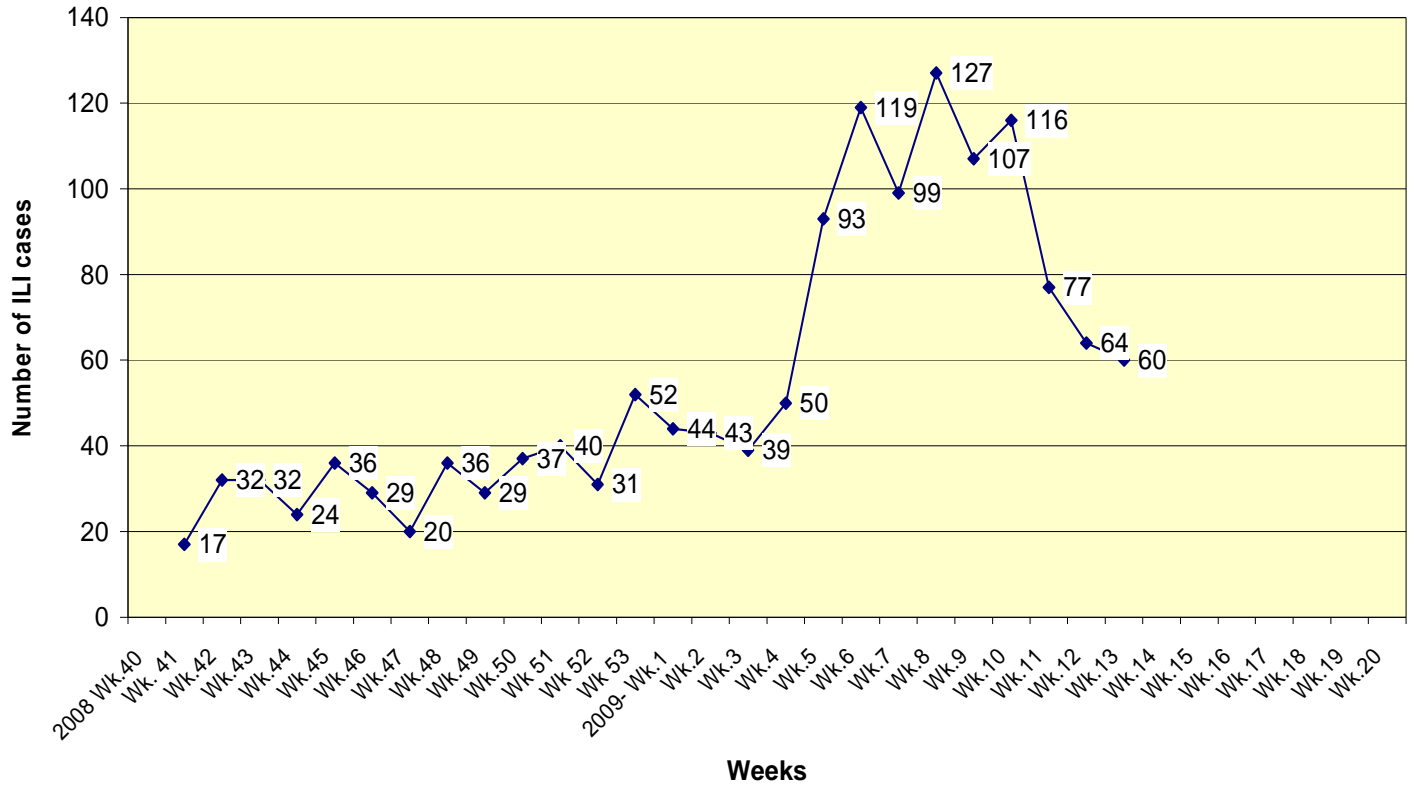
(*one organization that previously reported is no longer participating)



Note: This data is current as of distribution date and is subject to change

Hospital ILI Cases

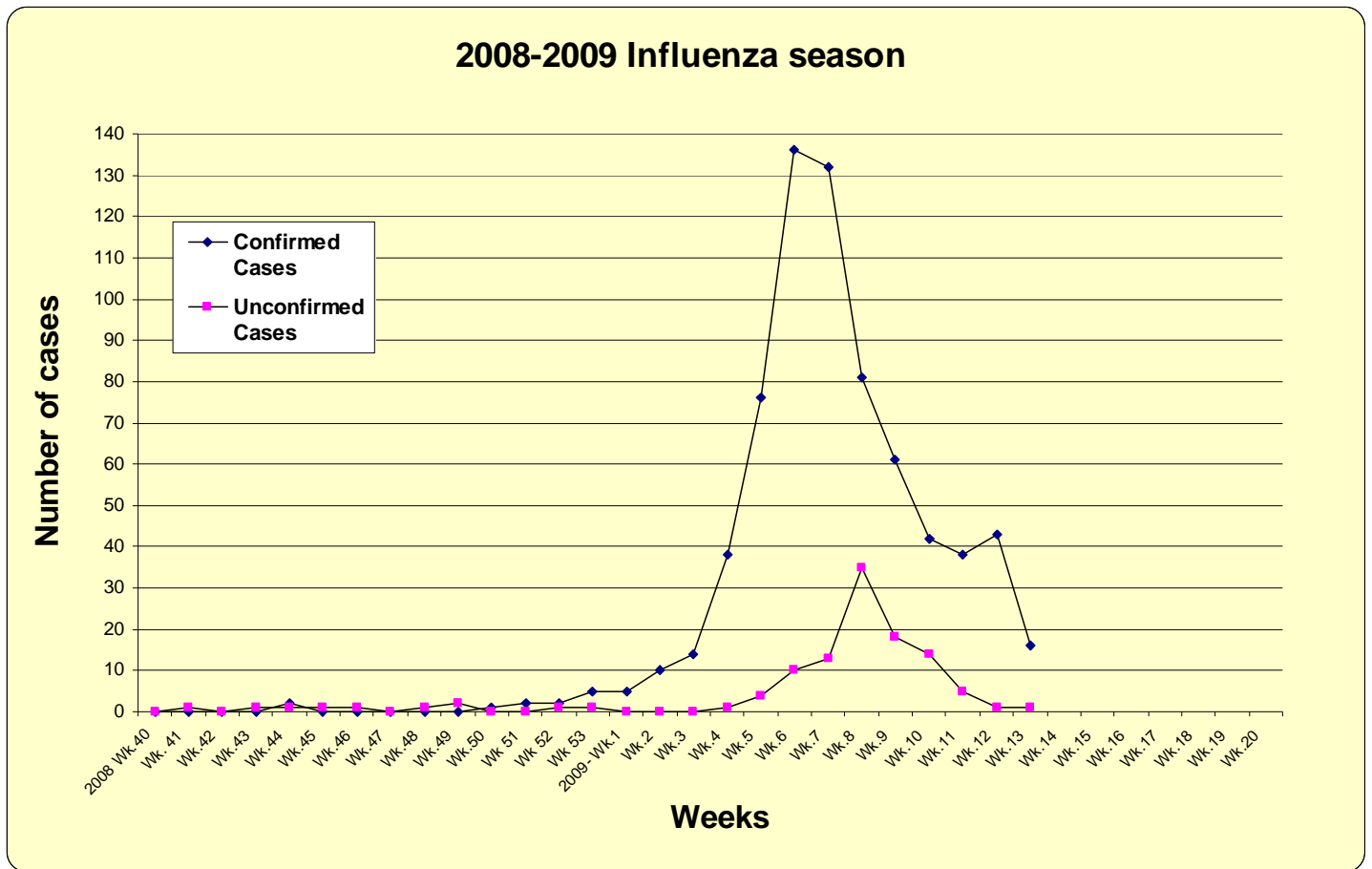
8 of 8 hospitals reporting



Respiratory – Syndromic Surveillance

Graph not available for this week

2008-2009 Influenza season Confirmed and Unconfirmed Cases*



***Note:**

Confirmed cases: PCR (Polymerase Chain Reaction) positive or Influenza culture positive.

Unconfirmed cases: Rapid assay positive, not confirmed with PCR or culture.