



Delaware Weekly Influenza Surveillance Report

Week 45 (November 08-14, 2009)

Delaware Division of Public Health

National Synopsis-2009-2010:

NOTE: National data is updated Friday of each week. Please visit <http://www.cdc.gov/flu/weekly/> for the most current information.

Delaware Influenza Surveillance-2009-2010:

† Influenza positive and confirmed cases reported during week 45, week ending November 14, 2009

	Week 44	Week 45	Cumulative as of week 40
*Specimens positive for influenza			
Flu type A	117	48	2,024
· A (H1N1)	0	0	0
· A (H3N2)	0	0	0
· A (Unsubtyped)	30	12	227
· A (not swine-like)	0	0	3
· A (Novel H1N1)	87	36	1,791
· B & Novel H1N1 (co-infections)	0	0	1
❖ Flu type B	0	0	2

§§ Total Laboratory Confirmed Cases Stratified by County and Age Group

Counties:

New Castle	51	23	826
· A (H1N1)	0	0	0
· A (H3N2)	0	0	0
· A (Unsubtyped)	21	8	149
· A (not swine-like)	0	0	0
· A (Novel H1N1)	30	15	676
· B & Novel H1N1 (co infection)	0	0	0
❖ Flu Type B	0	0	1
Kent	55	18	791
· A (H1N1)	0	0	0
· A (H3N2)	0	0	0
· A (Unsubtyped)	8	4	69
· A (not swine-like)	0	0	2
· A (Novel H1N1)	47	14	719
· B & Novel H1N1 (co infection)	0	0	1
❖ Flu Type B	0	0	0
Sussex	11	7	407
· A (H1N1)	0	0	0
· A (H3N2)	0	0	0
· A (Unsubtyped)	1	0	9
· A (not swine-like)	0	0	1

· A (Novel H1N1)	10	7	396
· B & Novel H1N1 (co infection)	0	0	0
❖ Flu Type B	0	0	1

New Castle

Age Range:

▪ 0-4 yrs	6	1	130
▪ 5-24 yrs	23	9	467
▪ 25-49 yrs	12	7	167
▪ 50-64 yrs	9	5	54
▪ 65+ yrs	1	1	8

Kent

Age Range

▪ 0-4 yrs	13	4	161
▪ 5-24 yrs	25	9	519
▪ 25-49 yrs	15	3	87
▪ 50-64 yrs	2	1	20
▪ 65+ yrs	0	1	4

Sussex

Age Range

▪ 0-4 yrs	2	1	82
▪ 5-24 yrs	4	1	262
▪ 25-49 yrs	3	5	48
▪ 50-64 yrs	2	0	12
▪ 65+ yrs	0	0	3

Total in Delaware Week 44 Week 45 Cumulative as of wk. 40

Age Range

▪ 0-4 yrs	21	6	373
▪ 5-24 yrs	52	19	1,248
▪ 25-49 yrs	30	15	302
▪ 50-64 yrs	13	6	86
▪ 65+ yrs	1	2	15

Hospitalization (s) Stratified by County and Age Group

New Castle	9	12	42
<u>Age Range:</u>			
▪ 0-4 yrs	0	2	3
▪ 5-18 yrs	0	1	2
▪ 19-24 yrs	3	1	4
▪ 25-49 yrs	3	3	17
▪ 50-64 yrs	3	4	13
▪ 65+ yrs	0	1	3
Kent	0	0	11
<u>Age Range</u>			
▪ 0-4 yrs	0	0	2
▪ 5-18 yrs	0	0	6
▪ 19-24 yrs	0	0	1
▪ 25-49 yrs	0	0	2
▪ 50-64 yrs	0	0	0
▪ 65+ yrs	0	0	0

Sussex	2	1	15
<u>Age Range</u>			
▪ 0-4 yrs	0	0	2
▪ 5-18 yrs	0	1	1
▪ 19-24 yrs	0	0	0
▪ 25-49 yrs	1	0	5
▪ 50-64 yrs	1	0	5
▪ 65+ yrs	0	0	2
Total in Delaware	Week 44	Week 45	Cumulative as of week40
<u>Age Range</u>			
▪ 0-4 yrs	0	2	7
▪ 5-18 yrs	0	2	9
▪ 19-24 yrs	3	1	5
▪ 25-49 yrs	4	3	24
▪ 50-64 yrs	4	4	18
▪ 65+ yrs	0	1	5
Deaths	1	0	4

Annual Seasonal Flu Case Totals	
2004	995
2005	541
2006	508
2007	1401
2008	738
*2009	1422

* Based on patients with positive nucleic acid and viral culture test results reported to the Division of Public Health.

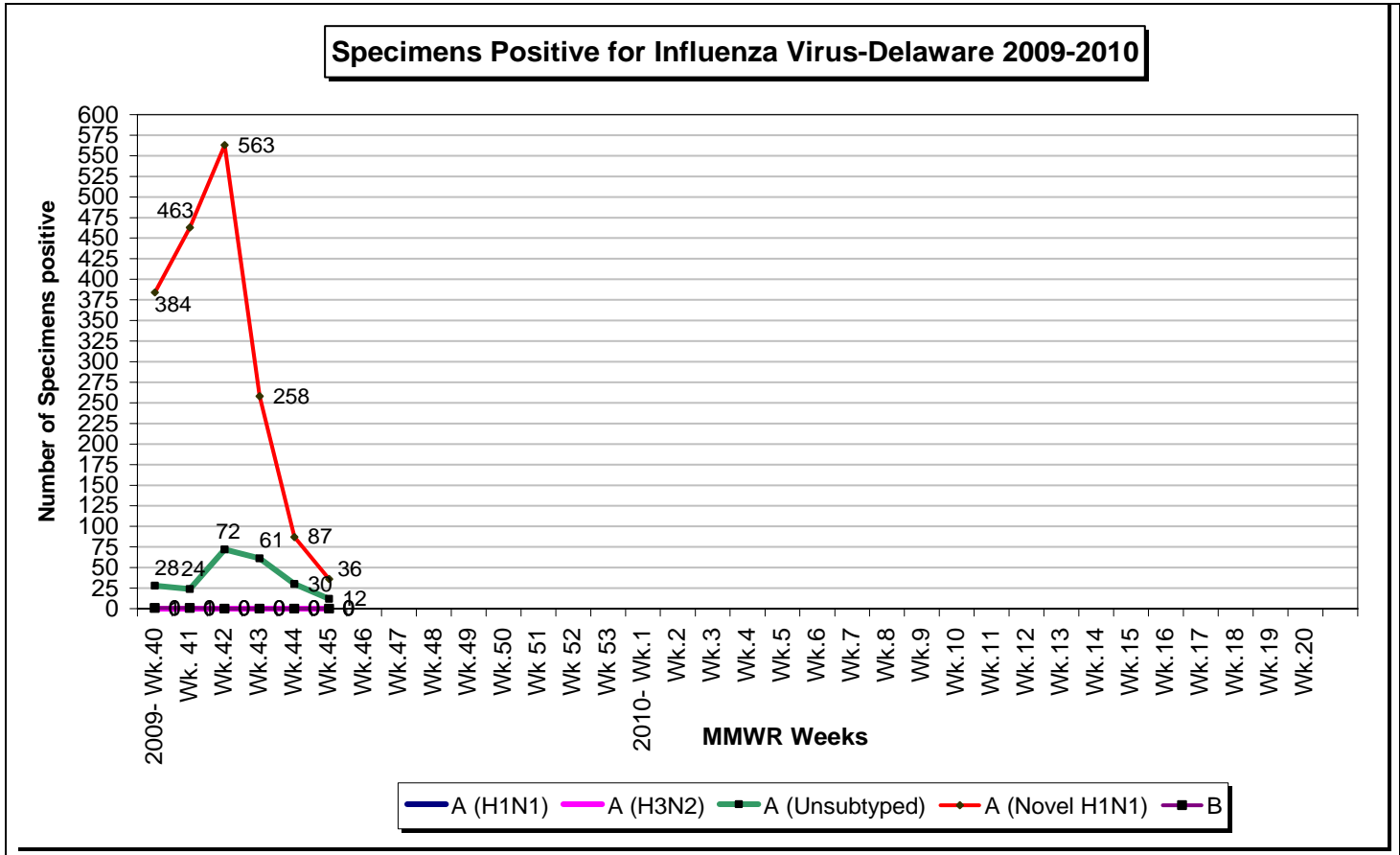
† Reports are by date of specimen collection, not the date the results are obtained. As a result, prior weeks may be adjusted to reflect additional cases.

§§ Confirmed Influenza cases from all reporting source (including State Lab)

NOTE: The data provided may not be a true reflection of the total number of people who have been infected with influenza virus (including H1N1) in Delaware primarily due to that fact that:

- Many people ill with influenza-like symptoms do not seek medical care
- Many who do seek medical care are not tested for influenza

Influenza Viruses Tested and Confirmed Delaware 2009-2010



** All data is preliminary and will change as more reports are received.

** Beginning week 42: DPH reinforced the CDC recommended testing guidelines. This effectively reduced the number of tests performed by medical providers and in turn has resulted in fewer test results being received by DPH. This does not mean that the intensity of infections has declined.

Level of Activity:

Widespread

Outbreaks of influenza or increases in Influenza-like illness (ILI) and recent laboratory confirmed influenza in at least half the regions of the state.

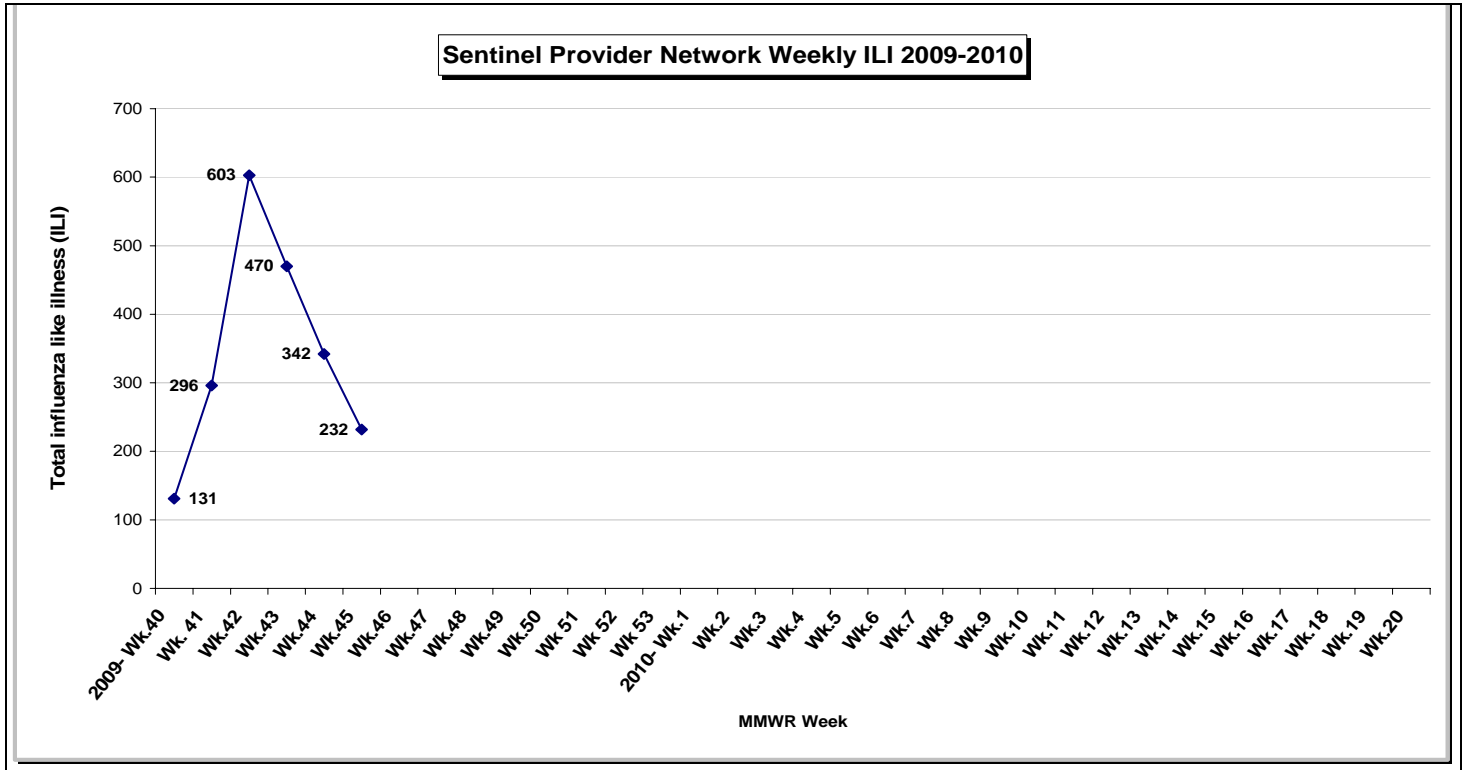
Influenza-like illness is defined as patients presenting with fever over 100° F, cough and/or sore throat in the absence of a known cause other than influenza.

- **No Activity:** No laboratory-confirmed cases of influenza and no reported increase in the number of ILI.
- **Sporadic:** Small numbers or isolated cases of laboratory-confirmed influenza cases or a single laboratory-confirmed influenza outbreak has been reported, but there is no increase in ILI.
- **Local:** Outbreaks of influenza or increases in ILI and recent laboratory-confirmed influenza cases in a single region of the state.
- **Regional:** Outbreaks of influenza or increases in ILI and recent laboratory confirmed influenza in at least 2 but less than half the regions of the state. (This level of activity does not apply for small states with 4 or fewer regions.)
- **Widespread:** Outbreaks of influenza or increases in ILI and recent laboratory-confirmed influenza cases in at least half the regions of the state.

Sentinel Provider Surveillance Network:

An influenza sentinel provider conducts surveillance for influenza-like illness (ILI) in collaboration with the state health department and the Centers for Disease Control and Prevention. Data reported by sentinel providers, in combination with other influenza surveillance data, provide a national and statewide picture of influenza virus and ILI activity in the U.S.

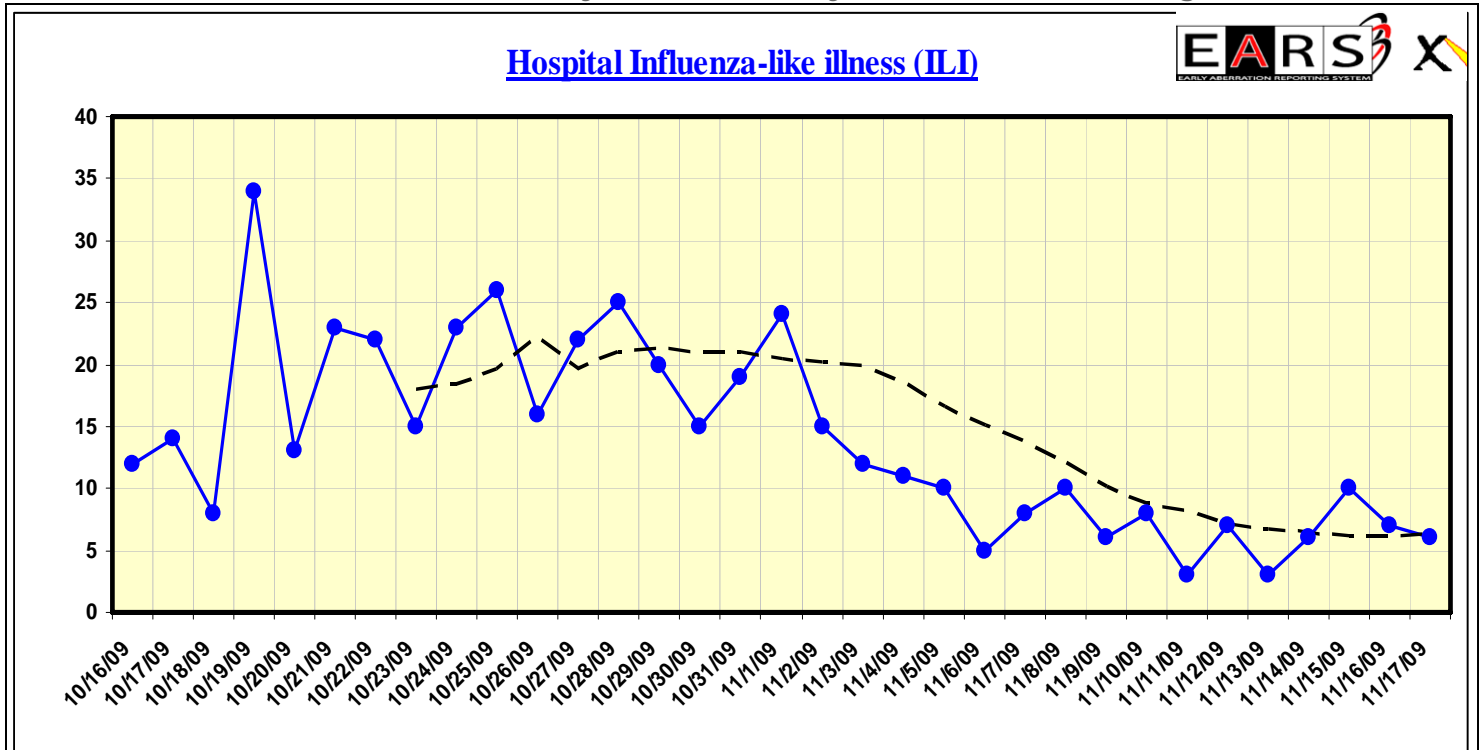
Influenza-like illness reported from Sentinel Providers-Delaware 2009-2010
18 of 20 Sentinels reporting



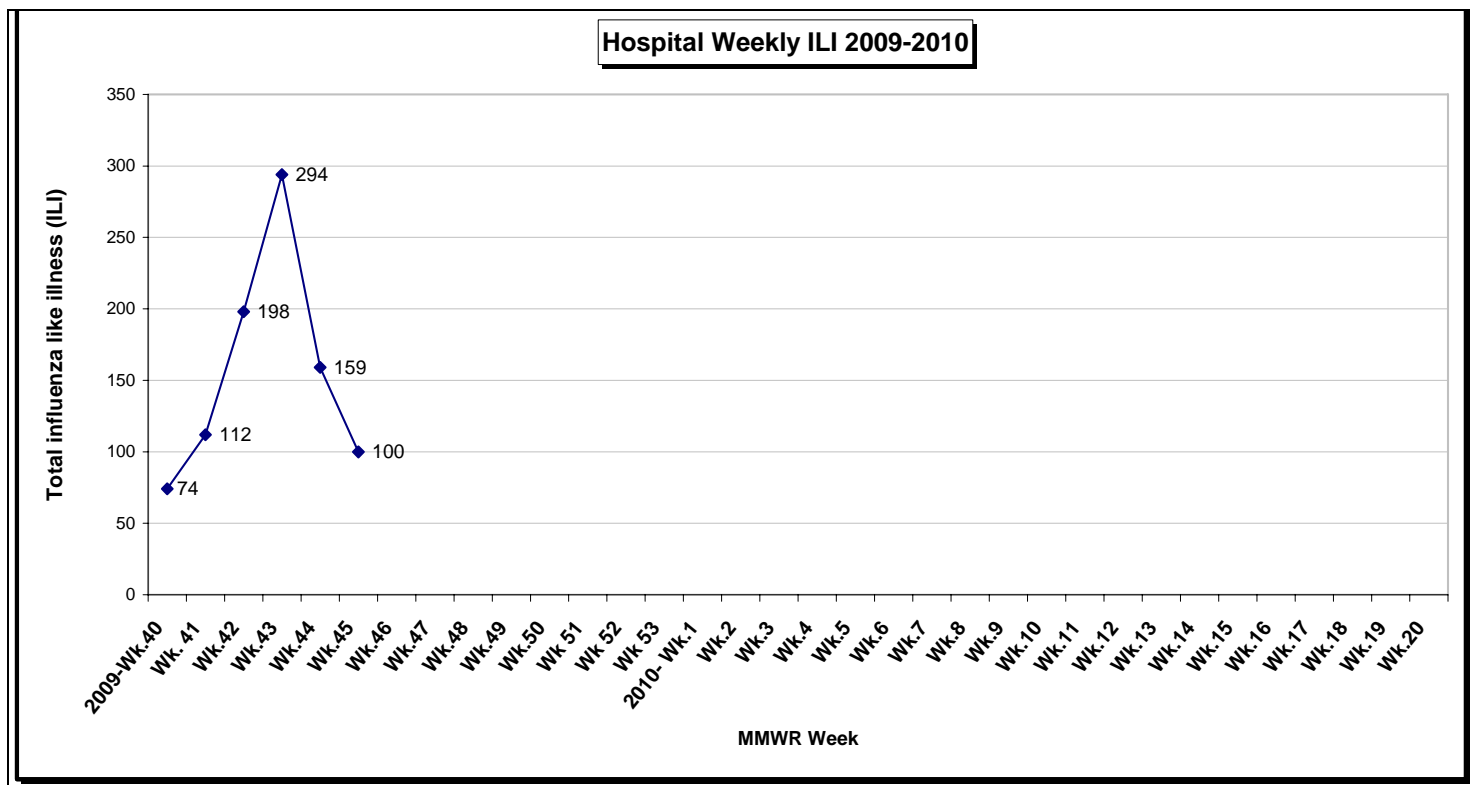
Hospital Electronic Surveillance Data-Delaware 2009-2010

5 of 5 Hospitals

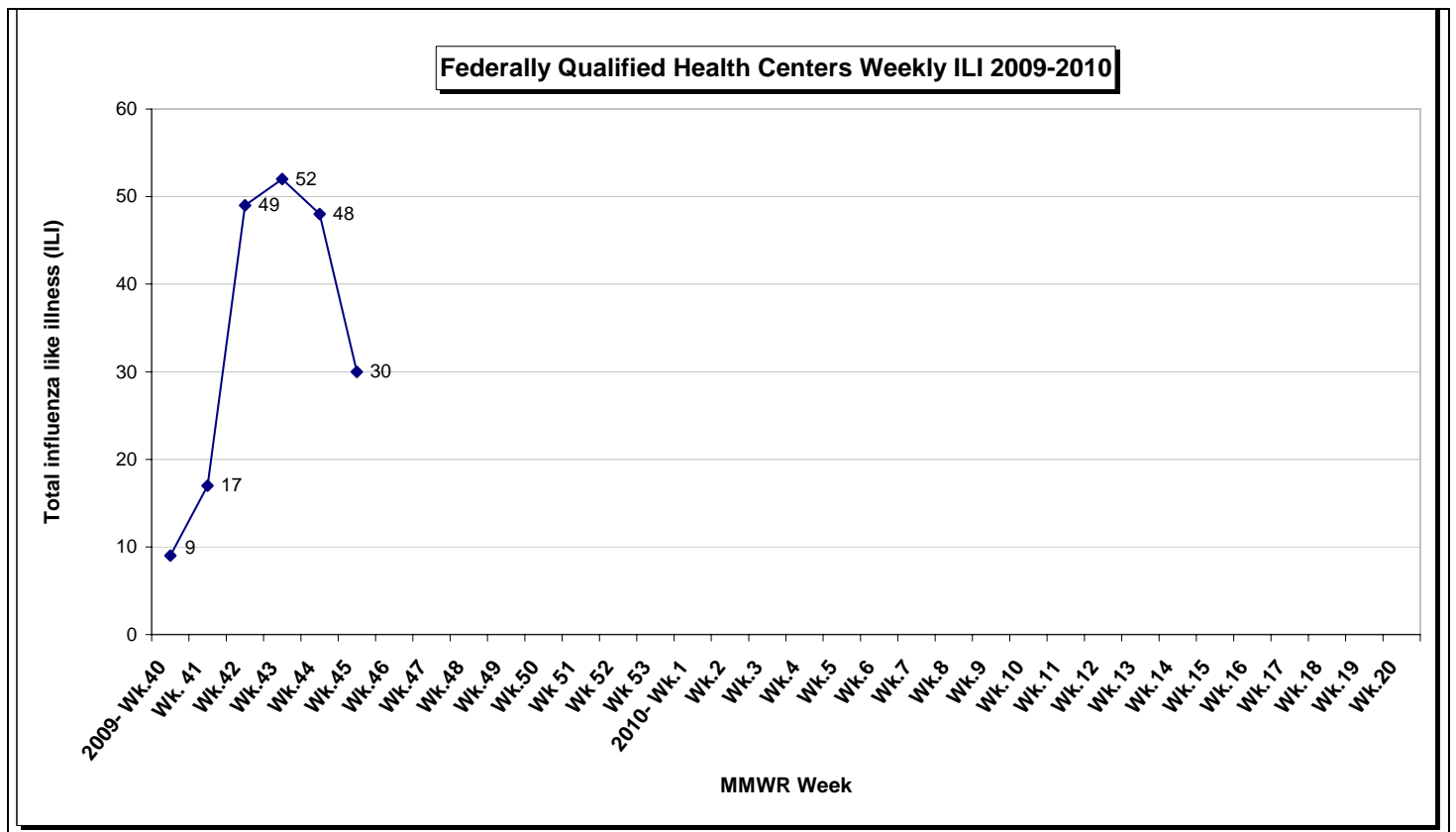
(Beebe, Christiana Care, Bayhealth Kent, Bayhealth Milford, Wilmington)



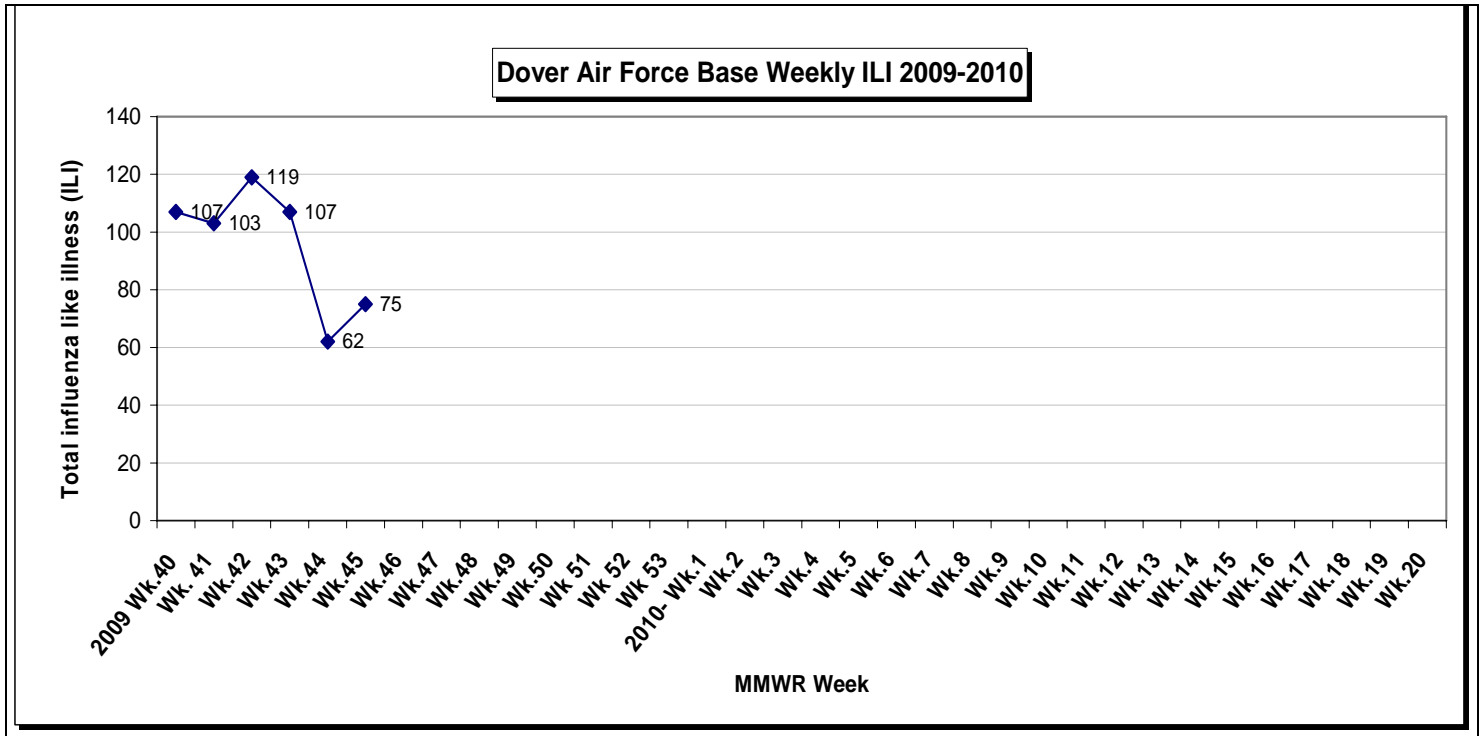
Hospital Paper Surveillance Data-Delaware 2009-2010
 3 of 3 hospitals reporting
 (A.I. DuPont, Nanticoke, St. Francis)



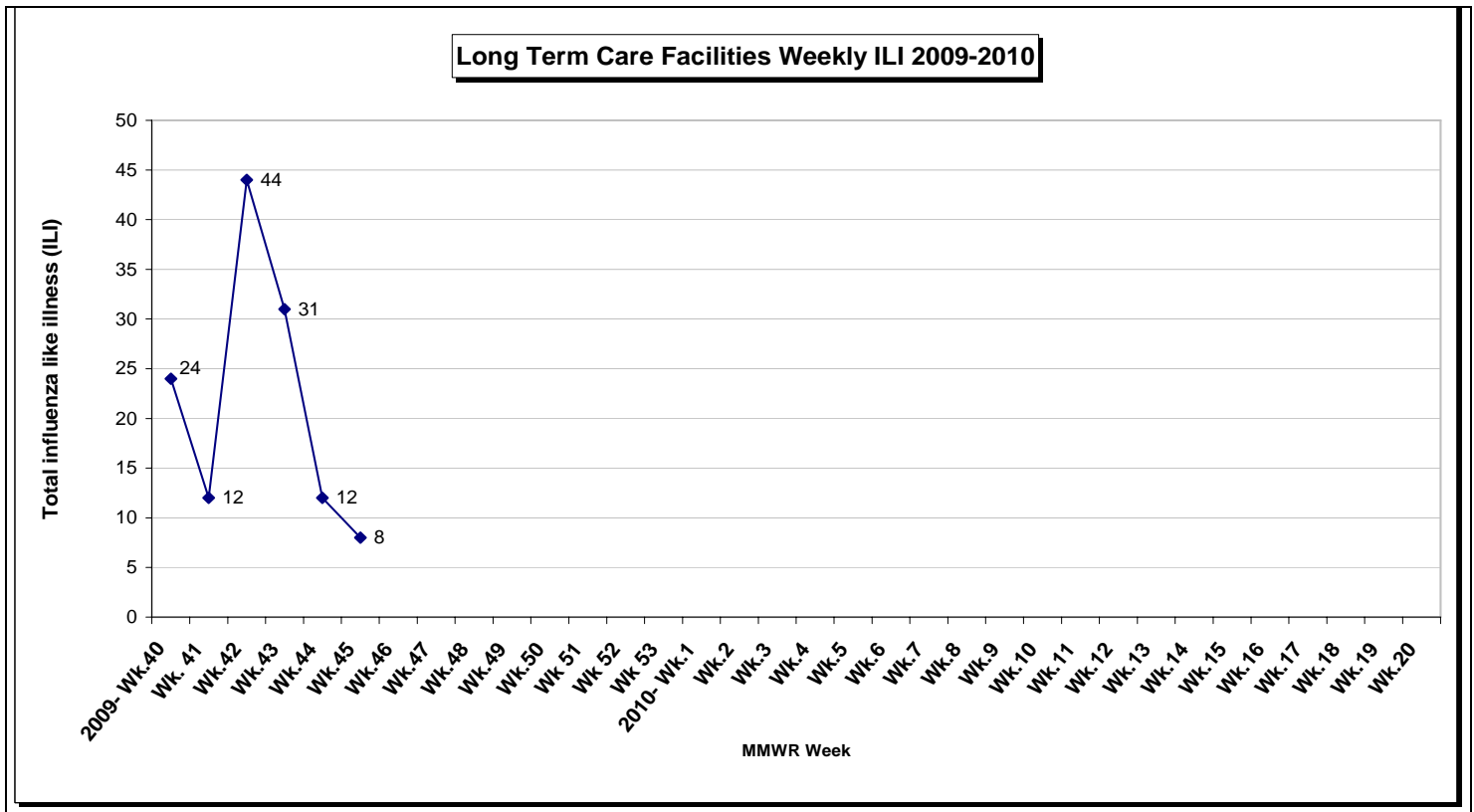
Influenza-like illness reported from Federally Qualified Health Centers (FQHC)-Delaware
 2009-2010
 2 of 2 reporting
 (Henrietta Johnson Medical Center, LaRed Health Center)



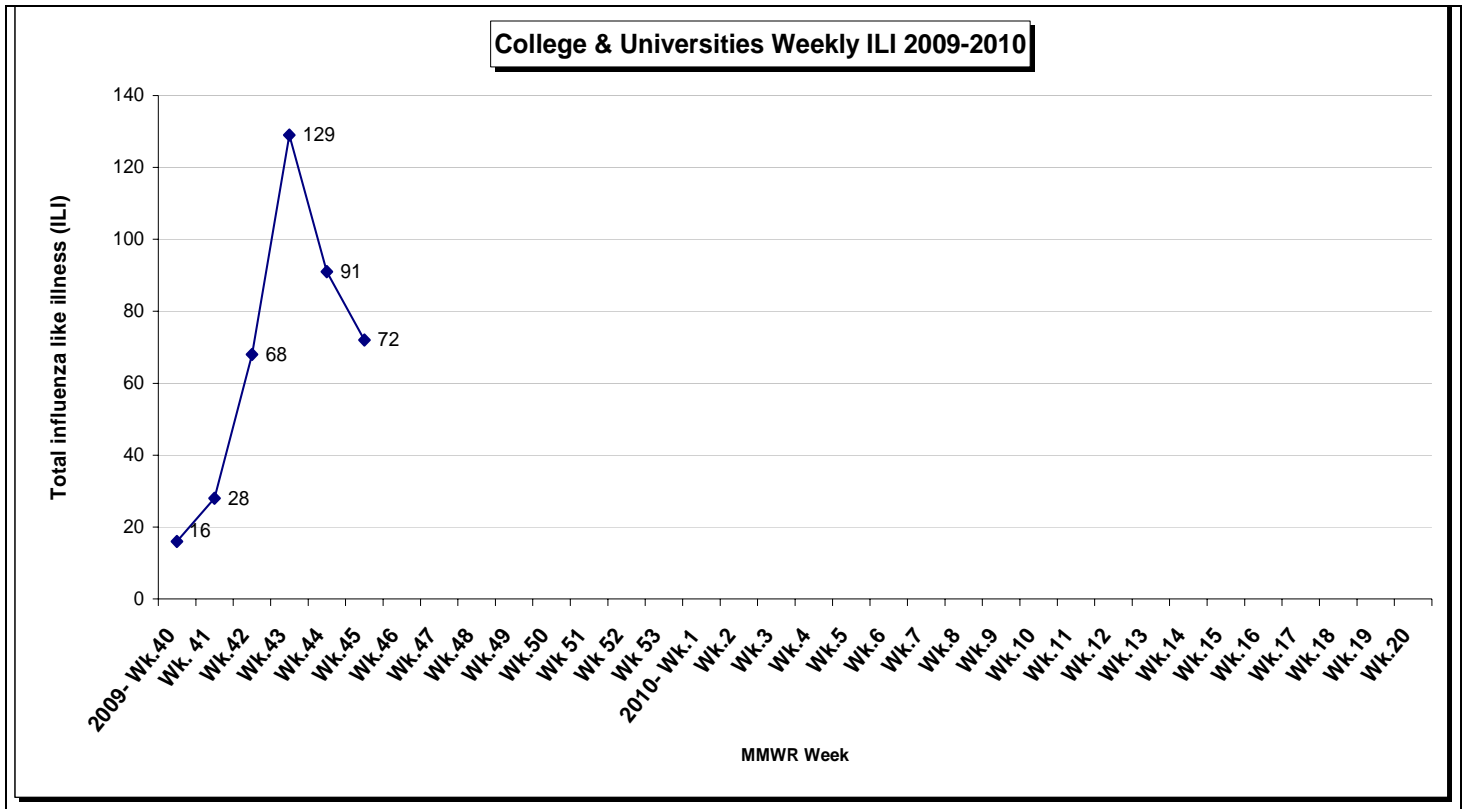
Influenza-like illness reported from Dover Air Force Base (DAFB)-Delaware 2009-2010
Active Duty & Dependents



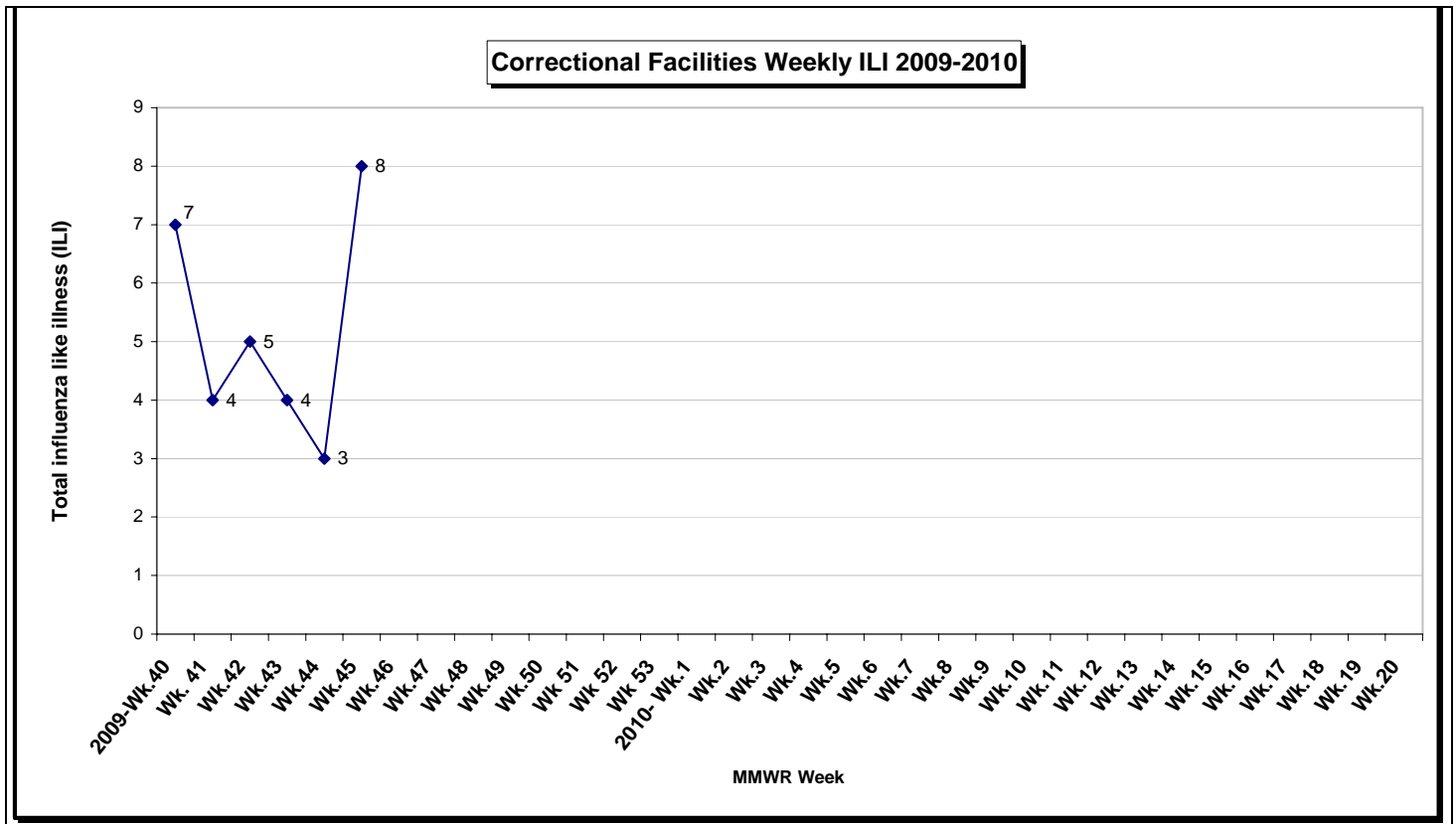
Influenza-like illness reported from Long-Term Care Facilities (LTC)-Delaware 2009-2010
26 of 28 facilities reporting



Influenza-like illness reported from Colleges/Universities-Delaware 2009-2010
 3 of 3 reporting
 (Delaware State, University of DE, Wesley College)

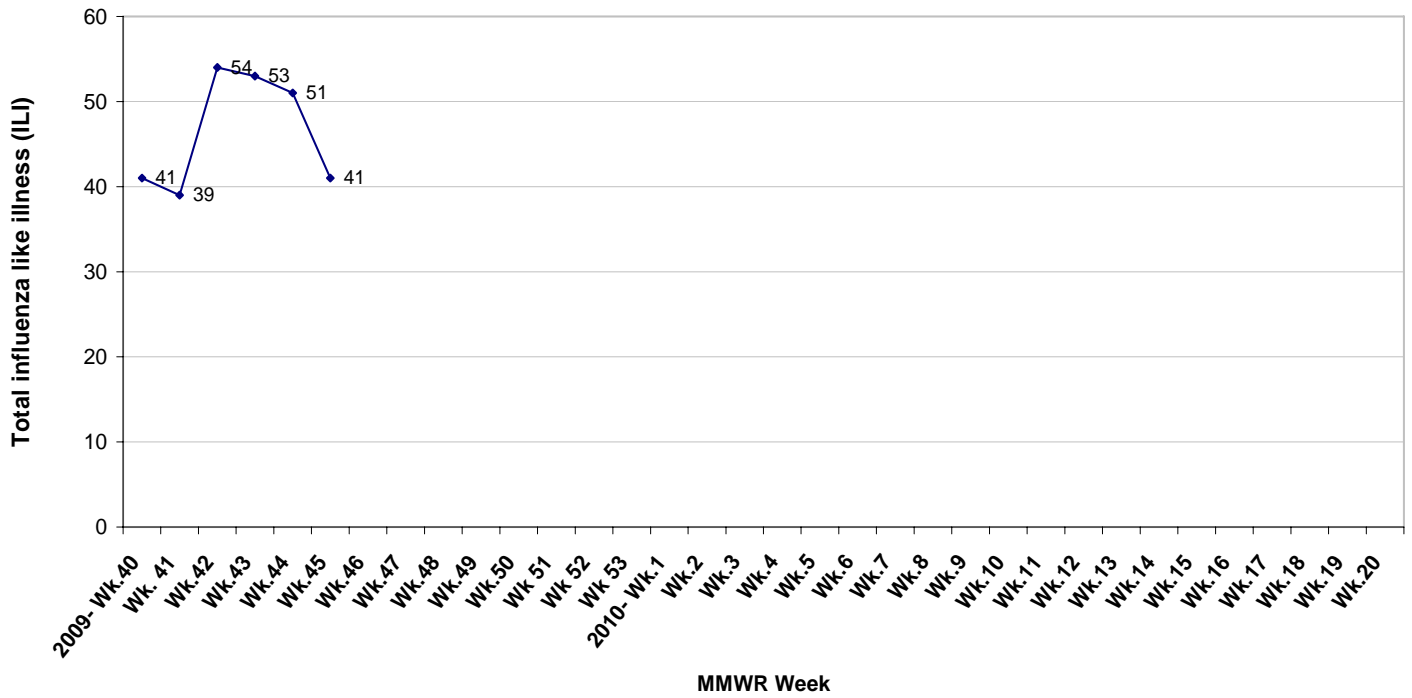


Influenza-like illness reported from DE Correctional Facilities-Delaware 2009-2010
 4 of 4 facilities reporting
 (Baylor, Howard Young, James T Vaughn, Sussex Correctional)



Influenza-like illness reported from Daycare Providers-Delaware 2009-2010
12 of 12 providers reporting

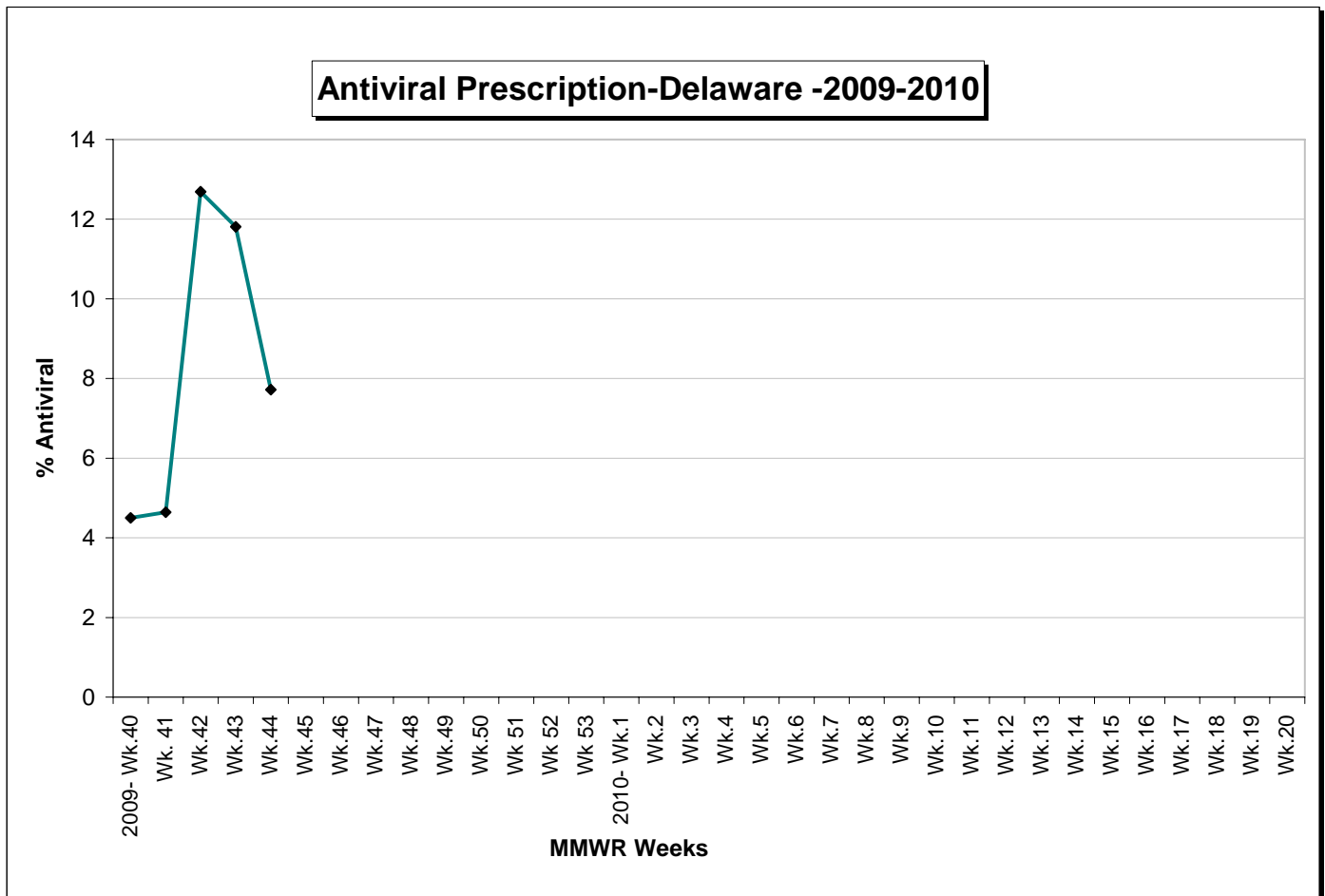
Daycare Providers Weekly ILI 2009-2010

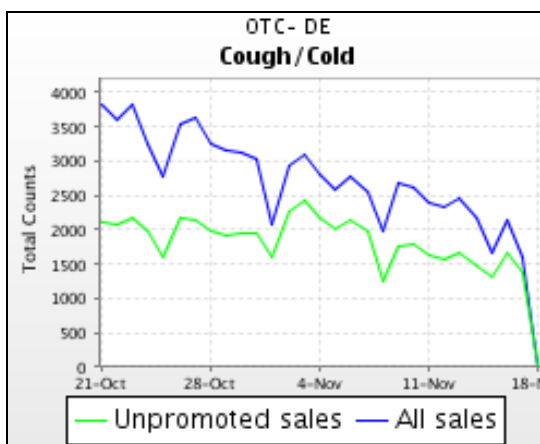
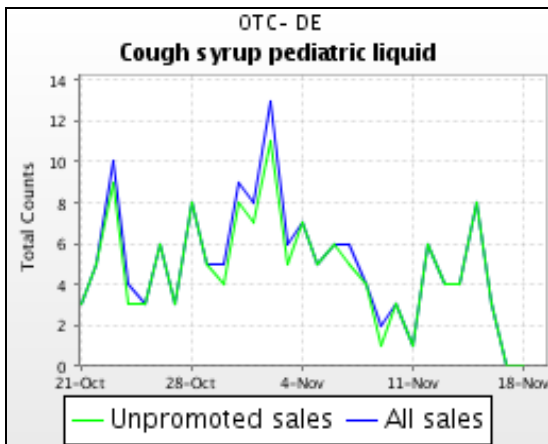
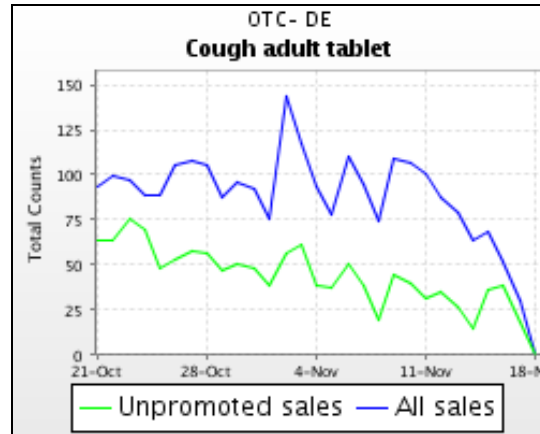
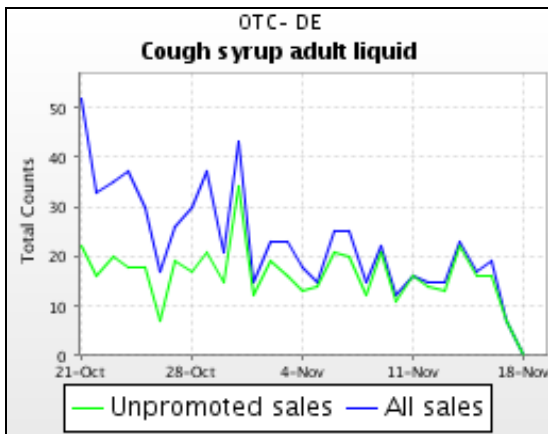
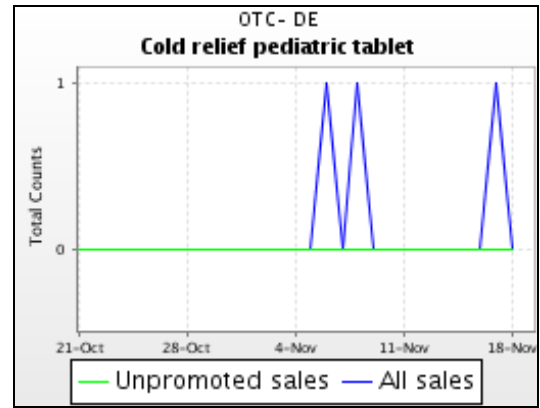
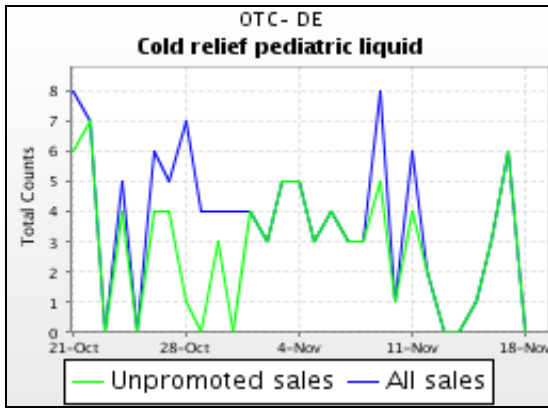
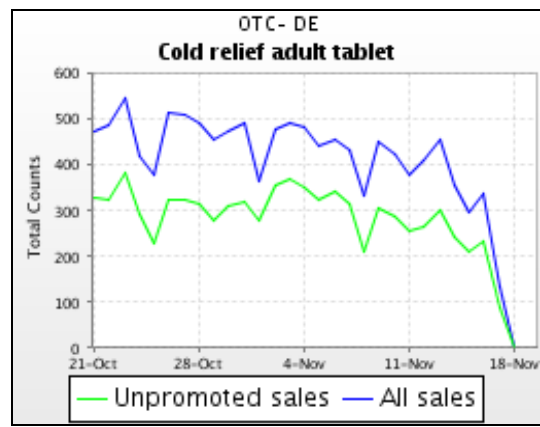
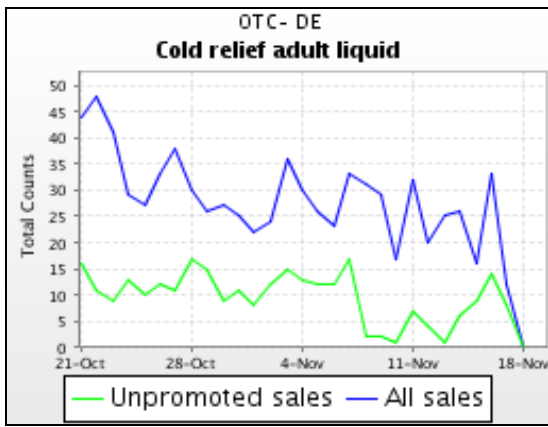


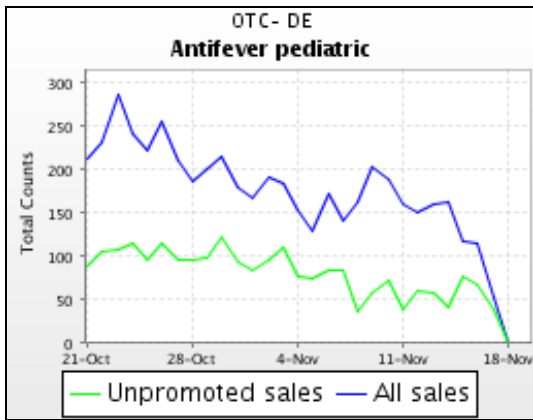
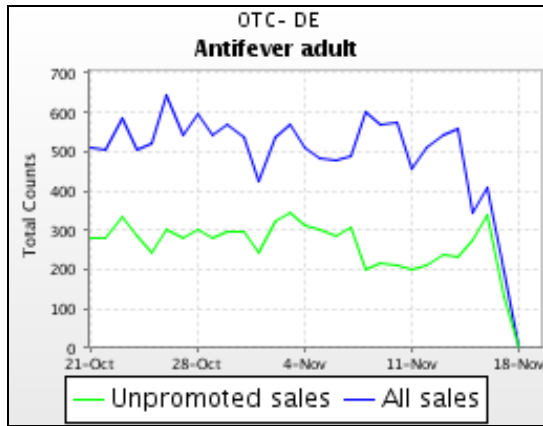
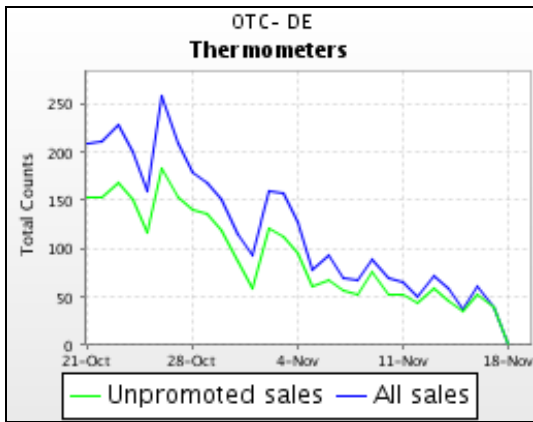
Antiviral & Over-the-Counter (OTC) Medications-Delaware:

Season					
2009-2010					
Week No	End Week Date	Number of Facilities reporting	Antiviral Rx	Total Rx	% Antiviral
40	10/10/2009	123	762	16,925	4.502
41	10/17/2009	123	1,183	17,793	6.649
42	10/24/2009	123	2,652	20,883	12.699
43	10/31/2009	123	2,352	19,910	11.813
44	11/7/2009	122	1,380	17,879	7.719

Data Source: CDC BioSense Program: Influenza Module
NOTE: Information displayed reflects previous week's data.
 Previous week's data is displayed as data for week 45 is unable.







Data Source: National Retail Data Monitor (NRDM)

***NOTE:** Data is preliminary and is subject to change as the number of reporting facilities varies from week to week.

The Division of Public Health is committed to serving you better. If you have not found the answers to your questions, please visit flu.delaware.gov or call (302) 744- 4704.