

DELAWARE VITAL STATISTICS ANNUAL REPORT, 2009



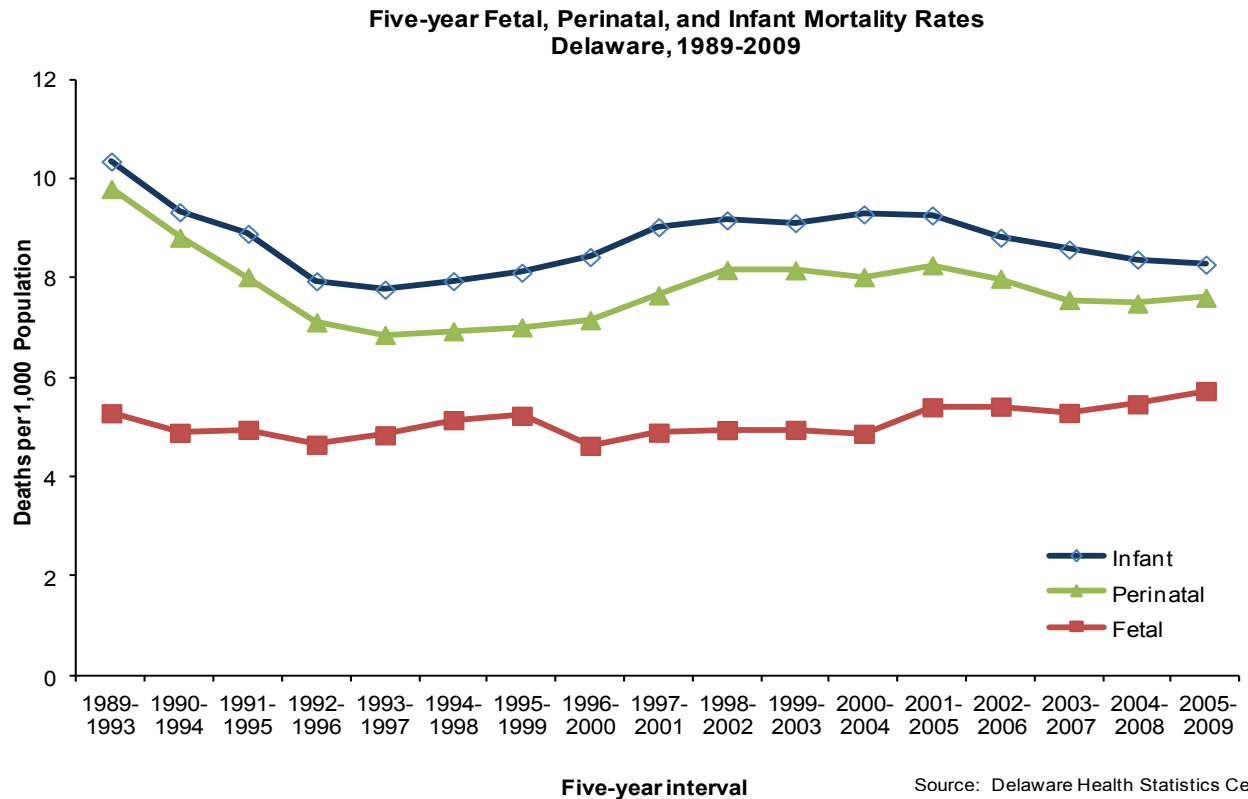
Suggested citation:

Delaware Health Statistics Center. *Delaware Vital Statistics Annual Report, 2009*.
Delaware Department of Health and Social Services, Division of Public Health: 2011.

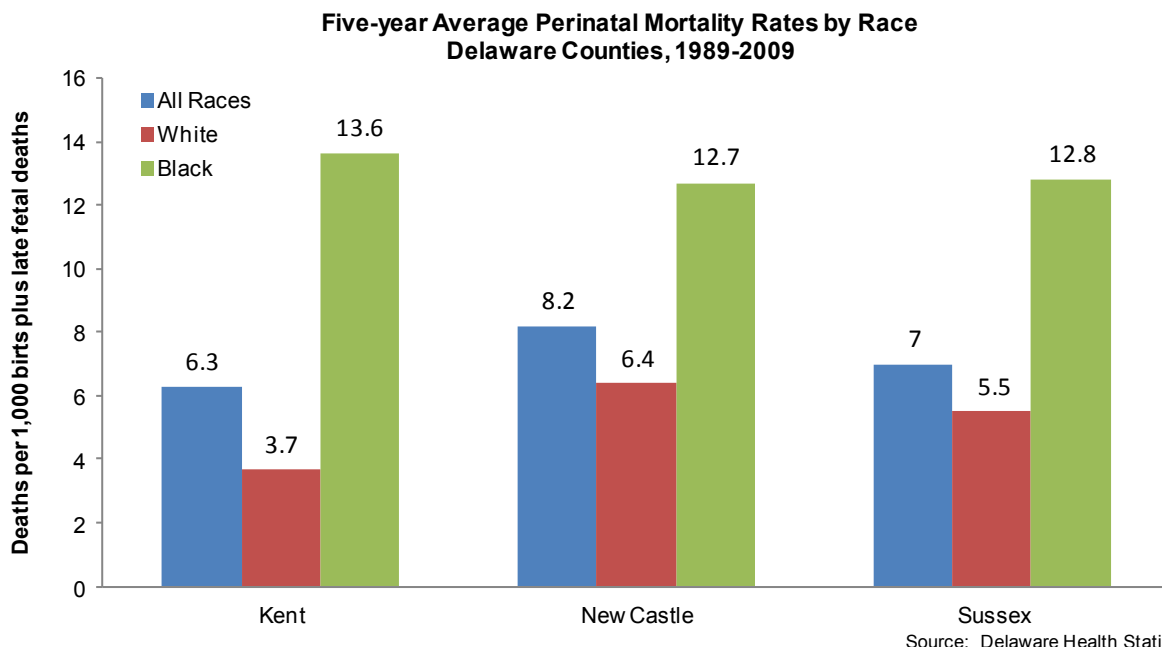
Intentionally left blank

FETAL AND PERINATAL DEATHS

Perinatal mortality refers to deaths occurring in the period around delivery, and includes late fetal deaths (>28 weeks gestation) and early infant deaths (<7 days of age). Perinatal mortality trends paralleled those of infant mortality, decreasing from 1989-1993 to their lowest level in 1993-1997, and then increasing through 2001-2005, after which they began a gradual decrease through 2005-2009.



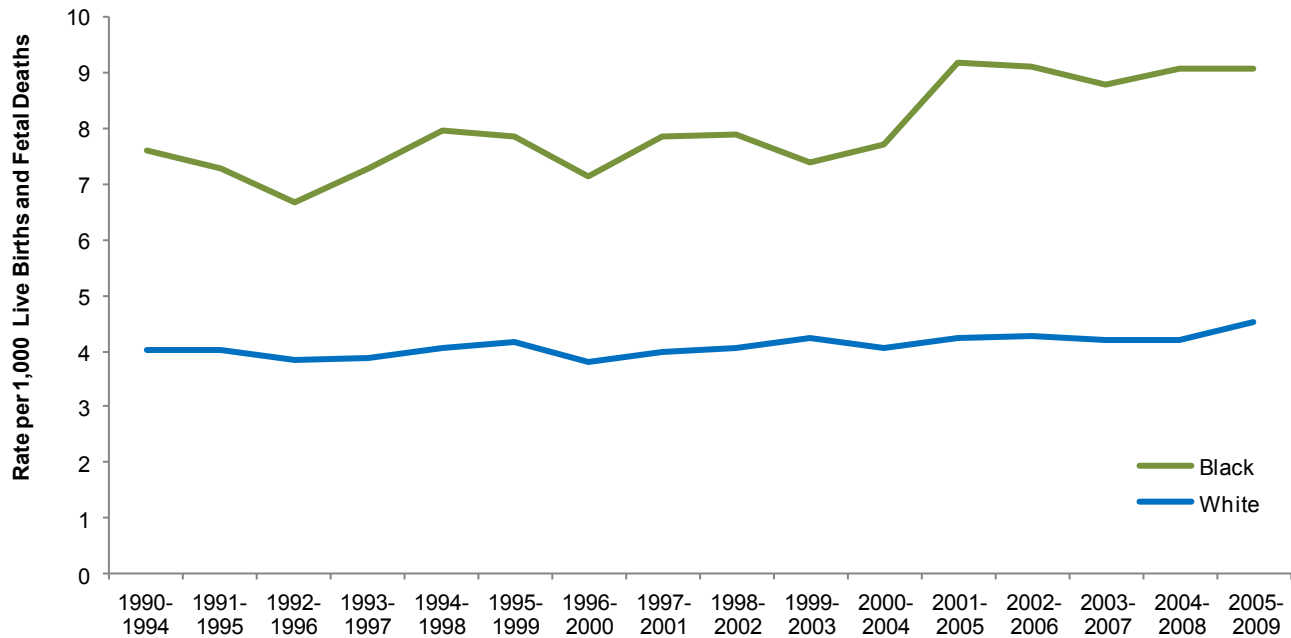
Like infant mortality rates, perinatal mortality rates for black women were substantially higher than the perinatal mortality rates for white women, regardless of county. In Kent County, the perinatal mortality rate for black women was four times that of white women.



FETAL AND PERINATAL DEATHS

In 2009, there were 66 reported fetal deaths in Delaware. In 2005-2009, the fetal mortality rate was 5.7 fetal deaths per 1,000 live births and fetal deaths. Fetal mortality rates for black women have been consistently higher than the rates for white women, and in 2005-2009 they were double the rate of white women (9.1 versus 4.5).

**Five-year Average Fetal Mortality Rates by Mother's Race
Delaware, 1990 - 2009**



Source: Delaware Health Statistics Center

TABLE D-1
NUMBER OF FETAL DEATHS BY RACE, HISPANIC ORIGIN, AND AGE OF WOMAN

DELAWARE AND COUNTIES, 2009

Area/ Age	Race-Hispanic Origin				
	All Races	White	Black	Other	Hispanic*
Delaware	66	35	28	3	9
<20	8	3	5	0	1
20-24	16	7	9	0	2
25-34	30	18	11	1	5
35+	12	7	3	2	1
Unknown	0	0	0	0	0
Kent	7	2	5	0	0
<20	1	0	1	0	0
20-24	0	0	0	0	0
25-34	5	2	3	0	0
35+	1	0	1	0	0
Unknown	0	0	0	0	0
New Castle	45	25	17	3	5
<20	3	1	2	0	0
20-24	12	4	8	0	2
25-34	21	14	6	1	3
35+	9	6	1	2	0
Unknown	0	0	0	0	0
Sussex	14	8	6	0	4
<20	4	2	2	0	1
20-24	4	3	1	0	0
25-34	4	2	2	0	2
35+	2	1	1	0	1
Unknown	0	0	0	0	0

Note:

Fetal deaths are reportable events if the fetus weighs at least 350 grams, or if weight is unknown, has reached at least 20 weeks of gestation. For more details, see "Basic Definitions".

*People of Hispanic origin may be of any race.

Source:

Delaware Health Statistics Center

PRAGERACECTY

TABLE D-2
NUMBER FETAL DEATHS BY RACE, HISPANIC ORIGIN, AND EDUCATION OF WOMAN
DELAWARE, 2009

Education	Race-Hispanic Origin				
	All Races	White	Black	Other	Hispanic*
Total	66	35	28	3	9
<9	7	5	1	1	3
9 to 11	8	3	5	0	1
H.S. Grad	27	11	15	1	1
1 to 3 College	10	5	5	0	1
4+ College	9	7	1	1	1
Unknown	5	4	1	0	2

PEDURACE

Note:

Fetal deaths are reportable events if the fetus weighs at least 350 grams, or if weight is unknown, has reached at least 20 weeks of gestation. For more details, see "Basic Definitions".

*People of Hispanic origin may be of any race.

Source:

Delaware Health Statistics Center

TABLE D-3
NUMBER OF FETAL DEATHS BY RACE, HISPANIC ORIGIN, AND MARITAL STATUS OF WOMAN
DELAWARE AND COUNTIES, 2009

Area/ Marital Status	Race-Hispanic Origin				
	All Races	White	Black	Other	Hispanic*
Delaware	66	35	28	3	9
Married	30	20	8	2	4
Single	36	15	20	1	5
Kent	7	2	5	0	0
Married	4	1	3	0	0
Single	3	1	2	0	0
New Castle	45	25	17	3	5
Married	21	15	4	2	1
Single	24	10	13	1	4
Sussex	14	8	6	0	4
Married	5	4	1	0	3
Single	9	4	5	0	1

PRMARIT

Note:

Fetal deaths are reportable events if the fetus weighs at least 350 grams, or if weight is unknown, has reached at least 20 weeks of gestation. For more details, see "Basic Definitions".

*People of Hispanic origin may be of any race.

Source:

Delaware Health Statistics Center

TABLE D-4
NUMBER OF FETAL DEATHS BY WEIGHT OF FETUS IN GRAMS AND RACE OF WOMAN

DELAWARE AND COUNTIES, 2009

Area/ Weight	Race			
	All Races	White	Black	Other
Delaware	66	35	28	3
<500	21	12	7	2
500-749	16	7	9	0
750-999	6	4	2	0
1000-1499	4	1	3	0
1500-1999	3	3	0	0
2000-2499	6	3	3	0
2500+	10	5	4	1
Unknown	0	0	0	0
Kent	7	2	5	0
<500	2	1	1	0
500-749	2	0	2	0
750-999	0	0	0	0
1000-1499	1	0	1	0
1500-1999	1	1	0	0
2000-2499	0	0	0	0
2500+	1	0	1	0
Unknown	0	0	0	0
New Castle	45	25	17	3
<500	15	8	5	2
500-749	12	6	6	0
750-999	5	3	2	0
1000-1499	2	1	1	0
1500-1999	1	1	0	0
2000-2499	5	3	2	0
2500+	5	3	1	1
Unknown	0	0	0	0
Sussex	14	8	6	0
<500	4	3	1	0
500-749	2	1	1	0
750-999	1	1	0	0
1000-1499	1	0	1	0
1500-1999	1	1	0	0
2000-2499	1	0	1	0
2500+	4	2	2	0
Unknown	0	0	0	0

FDWTRACE

Note:

Fetal deaths are reportable events if the fetus weighs at least 350 grams, or if weight is unknown, has reached at least 20 weeks of gestation. For more details, see "Basic Definitions."

Source:

Delaware Health Statistics Center

TABLE D-5
NUMBER OF FETAL DEATHS BY WEEKS OF GESTATION AND RACE OF WOMAN

DELAWARE AND COUNTIES, 2009

Area/ Age	Race			
	All Races	White	Black	Other
Delaware	66	35	28	3
<20 Weeks	1	0	1	0
20-24 Weeks	33	17	15	1
25-29 Weeks	10	6	3	1
30-34 Weeks	4	2	2	0
35-39 Weeks	12	8	4	0
40+ Weeks	6	2	3	1
Unknown	0	0	0	0
Kent	7	2	5	0
<20 Weeks	1	0	1	0
20-24 Weeks	3	1	2	0
25-29 Weeks	0	0	0	0
30-34 Weeks	2	1	1	0
35-39 Weeks	0	0	0	0
40+ Weeks	1	0	1	0
Unknown	0	0	0	0
New Castle	45	25	17	3
<20 Weeks	0	0	0	0
20-24 Weeks	25	13	11	1
25-29 Weeks	7	4	2	1
30-34 Weeks	2	1	1	0
35-39 Weeks	7	5	2	0
40+ Weeks	4	2	1	1
Unknown	0	0	0	0
Sussex	14	8	6	0
<20 Weeks	0	0	0	0
20-24 Weeks	5	3	2	0
25-29 Weeks	3	2	1	0
30-34 Weeks	0	0	0	0
35-39 Weeks	5	3	2	0
40+ Weeks	1	0	1	0
Unknown	0	0	0	0

Note:

FDGESRAC

Fetal deaths are reportable events if the fetus weighs at least 350 grams, or if weight is unknown, has reached at least 20 weeks of gestation. For more details, see "Basic Definitions".

Source:

Delaware Health Statistics Center

TABLE D-6
FIVE-YEAR AVERAGE PERINATAL MORTALITY RATES BY RACE
DELAWARE AND COUNTIES, 1991-2009

Area/ Race	1991 -1995	1992 -1996	1993 -1997	1994 -1998	1996 -2000	1997 -2001	1998 -2002	1999 -2003	2000 -2004	2001 -2005	2002 -2006	2003 -2007	2004 -2008	2005 -2009
Delaware														
All Races	8.0	7.1	6.9	6.9	7.2	7.7	8.2	8.2	8.0	8.3	8.0	7.6	7.5	7.6
White	6.3	5.7	5.6	5.7	5.6	5.8	6.2	6.3	6.4	6.3	6.2	5.9	5.8	5.7
Black	13.2	11.4	10.8	10.9	12.4	14.0	14.7	14.5	13.7	14.6	13.5	12.7	12.5	12.9
Kent														
All Races	7.6	7.7	6.7	7.3	7.5	7.4	9.1	9.0	8.5	9.0	8.2	5.9	6.0	6.3
White	6.4	6.4	4.8	5.6	6.0	6.2	8.3	7.9	7.5	7.1	6.0	3.6	3.8	3.7
Black	10.3	11.2	12.7	12.5	12.9	12.2	12.2	12.9	11.5	14.6	14.0	11.9	11.8	13.6
New Castle														
All Races	8.3	7.3	6.9	6.7	7.3	8.0	8.4	8.5	8.4	8.5	8.3	8.1	8.1	8.2
White	6.3	5.5	5.5	5.3	5.3	5.7	5.9	6.2	6.4	6.4	6.3	6.4	6.3	6.4
Black	14.8	13.2	11.3	11.3	13.7	15.4	16.4	16.0	15.0	15.1	14.1	13.4	13.1	12.7
Sussex														
All Races	7.2	5.9	7.0	7.3	6.3	6.7	6.5	6.0	6.3	6.7	6.9	7.3	7.0	7.0
White	6.2	6.2	6.8	7.2	6.1	5.7	5.5	5.1	5.3	5.2	6.0	6.6	6.1	5.5
Black	10.4	5.6	7.5	7.6	6.6	10.2	10.1	9.6	10.3	12.5	10.3	10.7	10.6	12.8

Peri_race

Note:

Perinatal mortality rate defined as: Infant deaths of less than 7 days and fetal deaths with gestation of 28 weeks or more, per 1,000 live births and specified fetal deaths.

Source:

Delaware Health Statistics Center

Figure D-1
Five-year Average Perinatal Mortality Rates by Race
Delaware, 1989-2009

