

# DELAWARE HEALTH CARE COMMISSION (DHCC)

QUALITY BENCHMARKS



Overview of Quality Measures and Proposed Goals for 2022–2024

# GOAL DEVELOPMENT

- Review of historical performance
- Comparison to NCQA
  - National Average
  - Delaware Average (when available)
  - South Atlantic Region
  - Percentiles
- Comparison to National averages (CDC and Medicaid data)





# LEGACY MEASURES

PERFORMANCE AND PROPOSED GOALS

# STATIN THERAPY FOR PATIENTS WITH CARDIOVASCULAR DISEASE (SPC) (INSURER-LEVEL)

## Commercial

	Year	Rate	Progress
<b>Baseline</b>	2017	79.4%	<b>Key:</b> <span style="color: green;">●</span> Goal Met <span style="color: red;">●</span> Goal Not Met
<b>Goal</b>	2020	80.5%	
<b>Current</b>	<b>2020</b>	<b>83.6%</b>	<span style="color: green;">●</span>
<i>Higher result/score is better</i>			

### ■ **Proposed Goals:**

- 2022: 83.1%
- 2023: 84.2%
- 2024: 85.2%

## Medicaid

	Year	Rate	Progress
<b>Baseline</b>	2017	56.9%	<b>Key:</b> <span style="color: green;">●</span> Goal Met <span style="color: red;">●</span> Goal Not Met
<b>Goal</b>	2020	61.5%	
<b>Current</b>	<b>2020</b>	<b>72.6%</b>	<span style="color: green;">●</span>
<i>Higher result/score is better</i>			

### ■ **Proposed Goals:**

- 2022: 73.1%
- 2023: 75.8%
- 2024: 78.5%



# PERSISTENCE OF BETA BLOCKER TREATMENT AFTER A HEART ATTACK (INSURER-LEVEL)

## Commercial

	Year	Rate	Progress
<b>Baseline</b>	2017	80.2%	<b>Key:</b> <span style="color: green;">●</span> Goal Met <span style="color: red;">●</span> Goal Not Met
<b>Goal</b>	2020	84.9%	
<b>Current</b>	<b>2020</b>	<b>91.7%</b>	<span style="color: green;">●</span>
<i>Higher result/score is better</i>			

### ■ **Proposed Goals:**

- 2022: 86.8%
- 2023: 89.9%
- 2024: 91.7%

## Medicaid

	Year	Rate	Progress
<b>Baseline</b>	2017	77.6%	<b>Key:</b> <span style="color: green;">●</span> Goal Met <span style="color: red;">●</span> Goal Not Met
<b>Goal</b>	2020	80.1%	
<b>Current</b>	<b>2020</b>	<b>78.1%</b>	<span style="color: red;">●</span>
<i>Higher result/score is better</i>			

### ■ **Proposed Goals:**

- 2022: 83.0%
- 2023: 84.9%
- 2024: 86.8%



# EMERGENCY DEPARTMENT UTILIZATION (INSURER-LEVEL)

## Commercial




	Year	Rate	Progress
Baseline	2017	196.0 visits per 1,000	<b>Key:</b> ● Goal Met ● Goal Not Met
Goal	2019	193.2 visits per 1,000	
Current	2019	190.0 visits per 1,000	●
Lower result/score is better			

- Per the National Committee for Quality Assurance (NCQA), the measures steward, this measure was given first year status for measure year (MY) 2020 due to **significant changes** in the methodology.
- No public reporting of EDU data for this year.
- *Recommend setting goals/benchmarks for this measure next year.*



# ADULT OBESITY (STATE-LEVEL)

## Statewide

	Year	Rate	Progress
Baseline	2016	30.7%	<b>Key:</b>  Goal Met  Goal Not Met
Goal	2019 2020	30.0% 29.4%	
Current	2019 2020	34.4% 36.5%	

*Lower result/score is better*

### ■ **Proposed Goals:**

- 2022: 31.9%
- 2023: 31.2%
- 2024: 30.5%



# OPIOID RELATED OVERDOSE DEATHS (STATE-LEVEL)

## Statewide

	Year	Rate	Progress
Baseline	2016	16.9 deaths per 100,000	<b>Key:</b> ● Goal Met ● Goal Not Met
Goal	2019	16.2 deaths per 100,000	
Current	2019	<b>43.0 deaths per 100,000</b>	●
Lower result/score is better			

*\*2020 data are not available until December 2021.*




- **Proposed Goals:** 5% decrease from 2019 rate each year
  - 2022: 38 deaths per 100,000
  - 2023: 33 deaths per 100,000
  - 2024: 28 deaths per 100,000





# USE OF OPIOIDS AT HIGH DOSAGES (*STATE-LEVEL*)

## Statewide

	Year	Rate	Progress
<b>Baseline</b>	2018	13.2%	<b>Key:</b>  Goal Met  Goal Not Met
<b>Goal</b>	2020	12.4%	
<b>Current</b>	<b>2020</b>	<b>11.1%</b>	
<i>Lower result/score is better</i>			

### ■ ***Proposed Goals:***

- 2022: 10.8%
- 2023: 10.0%
- 2024: Maintain at or below 10.0%





# NEW MEASURES

BASELINE AND PROPOSED GOALS

## BREAST CANCER SCREENING (*INSURER-LEVEL*)

### Commercial

- 2019 Baseline Rate: 73.3%
- ***Proposed Goals:***
  - 2022: 75.7%
  - 2023: 77.5%
  - 2024: 79.3%

### Medicaid

- 2019 Baseline Rate: 50.3%
- ***Proposed Goals:***
  - 2022: 57.9%
  - 2023: 58.4%
  - 2024: 61.8%



# CERVICAL CANCER SCREENING (*INSURER-LEVEL*)

## Commercial

- 2019 Baseline Rate: 74.9%
- ***Proposed Goals:***
  - 2022: 76.2%
  - 2023: 78.5%
  - 2024: 82.1%

## Medicaid

- 2019 Baseline Rate: 51.1%
- ***Proposed Goals:***
  - 2022: 55.1%
  - 2023: 60.1%
  - 2024: 65.5%



# COLORECTAL CANCER SCREENING\* (*INSURER-LEVEL*)

## Commercial

- 2019 Baseline Rate: 55.5%
- ***Proposed Goals:***
  - 2022: 61.0%
  - 2023: 65.7%
  - 2024: 68.1%



*\*Commercial Only Measure*

# PERCENTAGE OF ELIGIBLES WHO RECEIVED PREVENTIVE DENTAL SERVICES: AGES 1–20\* (STATE-LEVEL)

## Medicaid

- 2019 Delaware Statewide Baseline Rate: 48.7%
- ***Proposed Goals:***
  - 2022: 49.1%
  - 2023: 52.1%
  - 2024: 53.1%



\*Medicaid Only Measure

# PUBLIC COMMENT

The DHCC is accepting Public Comment until  
Tuesday, November 30, 2021.

Please send comments to: [DHCC@delaware.gov](mailto:DHCC@delaware.gov)

For more information about the quality benchmarks, visit  
<https://dhss.delaware.gov/dhss/dhcc/global.html>



THANK YOU!

Questions?

